State of Arizona
Executive Budget

SOURCES AND USES OF
STATE FUNDS

FISCAL YEAR 2024

Katie Hobbs
GOVERNOR



JANUARY 2023

Table of Contents

State Funds

Index of Other Funds by Agency 3
General Fund Sources and Uses 28
Sources and Uses of All Major State Funds 29

Other

Flowcharts of Revenue Sources and Distribution of Uses 458
General Fund Comparative Balance 772
Resources 773
Acknowledgement 774

SOURCES AND USES OF FUNDS INDEX

Agency Name	AFIS Fund	Fund Name	Page
	AA1000	General Fund	29
Accountancy, Board of	AB2001	Accountancy Board Fund	30
Acupuncture Board of Examiners	AN2412	Acupuncture Board of Examiners Fund	81
Administration, Department of	AA1600	Capital Outlay Stabilization Fund	29
	AD1107	Personnel Division Fund	31
	AD2000	Federal Grants Fund	32
	AD2025	Donations Fund	32
	AD2152	Information Technology Fund	33
	AD2176	Emergency Telecommunications Services Fund	34
	AD2177	Text to 911 Services Fund	34
	AD2226	Air Quality Fund	35
	AD2261	State Employee Travel Reduction Fund	35
	AD2338	Statewide Monument and Memorial Repair Fund	36
	AD2373	Lease to Own Debt Service School Facilities Board Fund	36
	AD2392	Building Renewal Grant Fund	37
	AD2453	State Traffic and Parking Control Fund	37
	AD2460	New School Facilities Fund	37
	AD2484	Emergency Deficiencies Correction Fund	38
	AD2500	IGA and ISA Fund	38
	AD2503	ADOA Special Events Fund	39
	AD2531	State Web Portal Fund	39
	AD2566	Automation Projects Fund	40
	AD2599	Transparency Website Fund	40
	AD2975	Title VI - Coronavirus Relief Fund	40
	AD2980	Governor's Emergency Education Relief Fund	41
	AD2985	ADOA Coronavirus State and Local Fiscal Recovery Fund	41
	AD3015	Special Employee Health Fund	42
	AD3035	Flexible or Cafeteria Employee Benefits Plan Fund	42
	AD3076	School Safety Interoperability Fund	43
	AD3127	Legislative, Executive, Judicial Public Buildings Land	43
	AD3211	Capitol Mall Consolidation Fund	43
	AD3240	Crisis Contingency and Safety Net Fund	44
	AD3917	VW Diesel Emissions Environmental Mitigation Trust	44
	AD4204	Motor Pool Revolving Fund	45
	AD4208	Admin - Special Services Fund	45
	AD4213	Co-op State Purchasing Fund	46

Agency Name	AFIS Fund	Fund Name	Page
Administration, Department of	AD4214	State Surplus Materials Revolving Fund	46
	AD4215	Federal Surplus Materials Revolving Fund	47
	AD4216	Risk Management Fund	47
	AD4217	Cybersecurity Risk Management Fund	48
	AD4219	Construction Insurance Fund	48
	AD4220	Arizona Financial Information System Collections Fund	49
	AD4230	Automation Operations Fund	49
	AD4231	Telecommunications Fund	50
	AD5010	School Facilities Revenue Bond Debt Service Fund	50
	AD5022	School Facilities Revenue Bond Debt Fund	51
	AD5030	State School Trust Revenue Bond Debt Svc Fund	51
	DC2088	Corrections Fund	134
Administrative Hearings, Office of	HG2500	IGA and ISA Fund	280
African-American Affairs	AM2397	Commission Of African-American Affairs	81
Agriculture, Department of	AH1239	Agricultural Consulting and Training Fund	66
	AH2000	Federal Grants Fund	66
	AH2012	Commercial Feed Fund	67
	AH2022	State Egg Inspection Fund	67
	AH2050	Pest Management Trust Fund	68
	AH2051	Pesticide Fund	68
	AH2054	Dangerous Plants, Pests and Diseases Fund	69
	AH2064	Seed Law Fund	69
	AH2065	Livestock Custody Fund	70
	AH2081	Fertilizer Materials Fund	70
	AH2083	Beef Council Fund	71
	AH2113	Arizona Federal-State Inspection Fund	71
	AH2138	Nuclear Emergency Management Fund	72
	AH2201	Arizona Grain Research Fund	72
	AH2226	Air Quality Fund	73
	AH2259	Iceberg Lettuce Fund	73
	AH2260	Citrus, Fruit and Vegetable Revolving Fund	74
	AH2297	Aquaculture Fund	74
	AH2298	Arizona Protected Native Plant Fund	75
	AH2299	Arizona Citrus Research Council Fund	75
	AH2368	Leafy Green Marketing Committee Fund	76
	AH2371	Produce Safety Trust Fund	76
	AH2372	Industrial Hemp Trust Fund	76
	AH2374	Livestock Operator Fire and Flood Assistance Fund	77

Agency Name	AFIS Fund	Fund Name	Page
Agriculture, Department of	AH2378	Livestock and Crop Conservation Fund	77
	AH2436	Agriculture Administrative Support Fund	78
	AH2458	Commodity Promotion Fund	78
	AH2489	Equine Inspection Fund	79
	AH2975	Title VI - Coronavirus Relief Fund	79
	AH3011	Agriculture Designated/Donations Fund	80
	AH9000	Indirect Cost Recovery Fund	80
	CR2013	Cotton Research and Protection Council Fund	132
Arizona Health Care Cost Containment System	HC1303	Proposition 204 Protection Account (TPTF)	259
	HC1304	Tobacco Products Tax Fund	259
	HC1306	Tobacco Tax and Health Care Fund MNA	260
	HC2000	Federal Grants Fund	260
	HC2120	AHCCCS Fund	261
	HC2130	Delivery System Reform Incentive Payment Fund	261
	HC2223	Long Term Care System Fund	262
	HC2227	Substance Abuse Services Fund	262
	HC2325	Substance Use Disorder Services Fund	263
	HC2410	Children's Health Insurance Program Fund	263
	HC2442	AHCCCS Intergovernmental Service Fund	264
	HC2449	Employee Recognition Fund	264
	HC2468	Arizona Tobacco Litigation Settlement Fund	265
	HC2478	Budget Neutrality Compliance Fund	265
	HC2494	Prop 202 - Trauma and Emergency Services	266
	HC2500	IGA and ISA Fund	266
	HC2546	Prescription Drug Rebate Fund	267
	HC2555	Seriously Mentally Ill Housing Trust Fund	268
	HC2567	Nursing Facility Provider Assessment Fund	268
	HC2576	Hospital Assessment Fund	269
	HC2588	Health Care Investment Fund	269
	HC2735	Children's Behavioral Health Services Fund	270
	HC2975	Coronavirus Relief Fund	270
	HC2985	Coronavirus State and Local Fiscal Recovery Fund	271
	HC3791	AHCCCS - 3rd Party Collection	271
	HC4503	IGAs for County BHS Fund	272
	HC9691	County Funds	272
	HS2544	Medical Marijuana Fund	294
Arizona Historical Society	HI2000	Federal Grants Fund	281
	HI2025	Donations Fund	281

Agency Name	AFIS Fund	Fund Name	Page
Arizona Historical Society	HI2026	Non Expendable Trust Fund	282
	HI2125	Historical Society Preservation/Restoration Fund	282
	HI2900	Permanent AZ Historical Society Revolving Fund	283
Arizona State Parks	PR2000	Federal Grants Fund	363
	PR2106	State Lake Improvement Fund	364
	PR2202	State Parks Revenue Fund	365
	PR2253	Off-Highway Vehicle Recreation Fund	365
	PR2434	Land Conservation Administration Fund	366
	PR2448	Partnership Fund	366
	PR2985	ASPT Coronavirus State and Local Fiscal Recovery Fund	366
	PR3117	State Parks Donations Fund	367
	PR3125	Sustainable State Parks and Roads Fund	367
	PR3126	Heritage Fund	367
	PR4401	State Parks Store Fund	368
Arizona State Retirement System	RT1401	Arizona State Retirement System Appropriated Fund	390
	RT1407	Arizona State Retirement System Non-Appropriated Fund	391
	RT1408	LTD Trust Fund	391
	RT1409	ASRS Non-Appropriated Self-Insurance Fund	392
Arizona State University	AS1411	ASU Collections Fund Tuition and Fees	90
	AS3001	Capital Infrastructure Fund	91
	AS8900	Designated Funds - Indirect Cost Recovery	91
	AS8903	Restricted Federal Funds	92
	AS8906	Auxiliary Funds	92
	AS8907	Restricted Non-Federal Funds	93
	AS8910	Designated Funds - Tuition and Fees	93
	AS8911	Designated Funds - Other	94
Arts, Commission on the	HU2001	Federal Grants Fund	304
	HU2116	Arts Fund	305
	HU2569	State Poet Laureate Fund	305
	HU2985	Coronavirus State and Local Fiscal Recovery Fund	305
	HU3043	Arizona Arts Trust Fund	306
Athletic Training, Board of	BA2583	Athletic Training Fund	95
Attorney General - Department of Law	AD4216	Risk Management Fund	47
	AG2000	Federal Grants Fund	52
	AG2130	Anti-Racketeering Revolving Fund - Operations	53
	AG2131	Anti-Racketeering Revolving Fund - Pass Through	53
	AG2132	Anti-Racketeering Revolving Fund - Cases	54

Agency Name	AFIS Fund	Fund Name	Page
Attorney General - Department of Law	AG2361	Prosecuting Attorneys' Advisory Council Training Fund	54
	AG2362	Attorney General CJEF Distributions Fund	55
	AG2500	IGA and ISA Fund	55
	AG2540	Child And Family Advocacy Center Fund	56
	AG2573	Consumer Restitution and Remediation Revolving Fund - Restitution Subaccount	56
	AG2574	Consumer Restitution and Remediation Revolving Fund - Remediation Subaccount	57
	AG2657	Interagency Service Agreements Fund	57
	AG3102	Non-Federal Grants Fund	58
	AG3181	Court Ordered Trust Fund	58
	AG3211	Collection Enforcement Revolving Fund - Operating	59
	AG3212	Collection Enforcement Revolving Fund - Pass Through	59
	AG3213	Collection Enforcement Revolving Fund - Suspense	60
	AG3217	Internet Crimes Against Children Enforcement Fund	60
	AG4216	Risk Management Fund	61
	AG4240	Attorney General Legal Services Cost Allocation Fund	61
	AG5361	Motor Carrier Safety Revolving Fund	62
	AG6211	Consumer Protection - Consumer Fraud Revolving Fund	62
	AG6212	Consumer Protection - Consumer Fraud Revolving Fund - Restricted	63
	AG6311	Antitrust Enforcement Revolving Fund	63
	AG7361	Criminal Case Processing Fund	64
	AG7511	Victims Rights Fund	64
	AG9001	Indirect Cost Recovery Fund	65
	AG9006	Private Funds Contributions and Suspense Fund	65
Auditor General	AU2242	Audit Services Fund	94
Barbering and Cosmetology Board	BC2017	Barbering and Cosmetology Board Fund	96
Barbers, Board of	BB2007	Board of Barbers Fund	95
Behavioral Health Examiners, Board of	BH2256	Behavioral Health Examiner Fund	97
Board of Education, State	EB2025	Donations Fund	183
Charter Schools, Board for	CS2319	Charter AZ Online Instruction Processing Fund	132
	CS2566	Charter School Board Online Platform Fund	133
	CS2568	New Charter Application Processing Fund	133
Child Safety, Department of	AP9967	APF Subaccount - Department of Child Safety Fund	84
	CH2007	Temporary Assistance for Needy Families (TANF) Fund	124
	CH2008	Child Care and Development Fund	125
	CH2009	DCS Expenditure Authority Fund	125
	CH2025	Child Safety Donations Fund	126

Agency Name	AFIS Fund	Fund Name	Page
Child Safety, Department of	CH2121	Comprehensive Health Plan Expenditure Authority Fund	126
	CH2162	Child Abuse Prevention Fund	127
	CH2173	Children and Family Services Training Program Fund	127
	CH2192	Child Passenger Restraint Fund	128
	CH2994	Child Welfare Licensing Fee Fund	128
	CH3152	Economic Security Client Trust Fund	129
	CH4216	Risk Management Revolving Fund	129
Chiropractic Examiners, Board of	CE2010	Chiropractic Examiners Board Fund	124
Citizens' Clean Elections Commission	EC2425	Citizens Clean Election Fund	184
Commerce Authority	AD2531	State Web Portal Fund	39
	CA1001	Arizona Commerce Authority Carryover	104
	CA1003	Economic Development Marketing and Attraction Fund	104
	CA1006	Rural Broadband Grants	105
	CA1007	Major Events Fund	105
	CA1016	Blockchain/Wearables Fund	106
	CA1020	Mexico Trade Offices	106
	CA1021	Israel Trade Offices	107
	CA1023	Frankfurt Germany Trade Office Fund	107
	CA1024	Asian Trade Offices Fund	107
	CA1025	State Workforce Programs	108
	CA1026	Economic Development Fund	108
	CA1027	ADOA Business One-Stop Fund	109
	CA1090	Water Infrastructure and Commerce Grant Fund	109
	CA1237	Work Force Recruitment and Job Training Fund	110
	CA2000	Federal Grants Fund	110
	CA2547	Arizona Commerce Authority Fund	111
	CA2548	Arizona Competes Fund	111
	CA2985	ACA Coronavirus State and Local Fiscal Recovery Fund	111
	CA3002	Arizona Coronavirus Relief Fund	112
	CA3005	Application Fees Fund	112
	CA3010	Non-Federal Grant Fund	112
	CA3189	Commerce Donations Fund	113
	CA4080	Institute for Automated Mobility	113
	CA9507	Arizona Innovation Accelerator Fund	114
	CA9971	RevAZ Fund	114
	CA9998	Rural Broadband Accelerated Match Fund	115
Constable Ethics Standards & Training Board	CN2346	Constable Ethics Standards and Training Fund - Program	131
	CN2347	Constable Ethics Standards and Training Fund - Admin	131

Agency Name	AFIS Fund	Fund Name	Page
Corporation Commission	CC2000	Federal Grants Fund	116
	CC2076	Utility Siting Fund	116
	CC2172	Utility Regulation Revolving	117
	CC2175	Residential Utility Consumer Office Revolving	117
	CC2264	Securities Regulatory & Enforcement	118
	CC2321	Utility Surety Fund	118
	CC2333	Public Access Fund	119
	CC2334	Moneys on Demand	119
	CC2404	Securities Investment Management Fund	120
	CC2500	IGA and ISA Fund	120
	CC2566	Automation Projects Fund	121
	CC3043	Arizona Arts Trust Fund	121
	CC3180	Court Ordered Trust Fund	122
	CC3888	Office of Economic Opportunity Operations Fund	122
Corrections, Department of	DC2000	Federal Grants Fund	134
	DC2088	Corrections Fund	134
	DC2107	State Education Fund for Correctional Education Fund	135
	DC2204	DOC - Alcohol Abuse Treatment Fund	135
	DC2379	Transition Program Fund	136
	DC2395	Community Corrections Enhancement Fund	136
	DC2449	Employee Recognition Fund	137
	DC2500	IGA and ISA Fund	137
	DC2504	Prison Construction and Operations Fund	138
	DC2505	Inmate Store Proceeds Fund	138
	DC2515	State DOC Revolving-Transition Fund	139
	DC2551	DOC Building Renewal & Preventive Maintenance Fund	139
	DC2975	Title VI - Coronavirus Relief Fund	140
	DC2985	Coronavirus State and Local Fiscal Recovery Fund	140
	DC3140	Penitentiary Land Earnings Fund	141
	DC3141	State Charitable, Penal & Reformatory Land Earnings Fund	141
	DC3147	Corrections Donations Fund	142
	DC3187	DOC Special Services Fund	142
	DC4002	Arizona Correctional Industries Revolving Fund	143
	DC4216	Risk Management Fund	143
	DC9000	Indirect Cost Recovery Fund	144
Cosmetology, Board of	CB2017	Board of Cosmetology Fund	115
Criminal Justice Commission	JC2000	Federal Grants Fund	319

Agency Name	AFIS Fund	Fund Name	Page
Criminal Justice Commission	JC2134	Criminal Justice Enhancement Fund	319
	JC2198	Victim Compensation and Assistance Fund	320
	JC2280	Resource Center Fund	320
	JC2433	Fingerprint Clearance Card Fund	321
	JC2443	State Aid to County Attorneys Fund	321
	JC2445	State Aid to Indigent Defense Fund	322
	JC2449	Employee Recognition Fund	322
	JC2500	IGA and ISA Fund	322
	JC2516	Drug and Gang Enforcement Fund	323
	JC2985	Coronavirus State and Local Fiscal Recovery Fund	323
Deaf and the Blind, Schools for the	SD1700	Telecommunication for the Deaf Fund	398
	SD2000	Federal Grants Fund	399
	SD2011	Non-Federal Grants Fund	399
	SD2444	Schools for the Deaf and the Blind Fund	400
	SD2486	Classroom Site Fund	400
	SD2492	Instructional Improvement Fund	401
	SD2980	Governor's Emergency Education Relief Fund	401
	SD3148	Trust Fund	402
	SD4221	Cooperative Services Fund	402
	SD4222	Enterprise Fund	403
Deaf and the Hard of Hearing, Commission for the	DF2025	Private Grant Fund	158
	DF2047	Telecommunication for the Deaf Fund	159
Dental Examiners, Board of	DX2020	Dental Board Fund	183
Dispensing Opticians, Board of	DO2046	Dispensing Opticians Board Fund	166
Early Childhood Development and Health Board	CD2000	Federal Grants Fund	122
	CD2542	Early Childhood Development and Health Fund	123
Economic Opportunity, Office of	EO2000	Federal Grants Fund	201
	EO2500	IGA and ISA Fund	201
	EO3777	Economic Development Fund	202
	EO3888	Office of Economic Opportunity Operations Fund	202
	FA2311	Greater AZ Development Authority Revolving Fund	214
	FA5352	Arizona Finance Authority Operations Fund	222
Economic Security, Department of	DE1030	Statewide Cost Allocation Plan Fund	144
	DE2000	Federal Grants Fund	145
	DE2007	Temporary Assistance for Needy Families (TANF) Fund	145
	DE2008	Child Care and Development Fund	146
	DE2010	Workforce Investment Grant Fund	146

Agency Name	AFIS Fund	Fund Name	Page
Economic Security, Department of	DE2019	Developmentally Disabled Client Trust Fund	147
	DE2066	Special Administration Fund	147
	DE2091	Child Support Enforcement Administration Fund	148
	DE2093	Economic Security Capital Investments Fund	148
	DE2160	Domestic Violence Services Fund	149
	DE2190	Sexual Violence Service Fund	149
	DE2217	Public Assistance Collections Fund	150
	DE2224	Department Long-Term Care System Fund	150
	DE2335	Spinal and Head Injuries Trust Fund	151
	DE2347	Family Caregiver Grant Fund	151
	DE2348	Neighbors Helping Neighbors Fund	152
	DE2500	IGA and ISA Fund	152
	DE2588	Health Care Investment Fund Expenditure Authority	153
	DE2955	Federal Pandemic Emergency Assistance Fund	153
	DE2975	Title VI - Coronavirus Relief Fund	154
	DE2985	American Rescue Plan Act	154
	DE3034	Budget Stabilization Fund	155
	DE3145	Economic Security Donations Fund	155
	DE3146	DD Client Investment Fund	155
	DE3152	Economic Security Client Trust Fund	156
	DE3193	Revenue From State or Local Agency Fund	156
	DE3207	Special Olympics Fund	157
	DE3240	Housing and Food Bank Crisis Fund	157
	DE7510	Unemployment Insurance Benefits Fund	158
Education, Department of	ED1009	Special Education Fund	184
	ED1114	School Accountability Fund - 6/10th Sales Tax	185
	ED1115	Additional School Days Fund - 6/10th Sales Tax	185
	ED1116	School Safety - 6/10th Sales Tax	186
	ED1117	Character Education - 6/10th Sales Tax	186
	ED2000	Federal Grants Fund	187
	ED2025	Donations Fund	187
	ED2136	Arizona Youth Farm Loan Fund	188
	ED2145	Broadband Expansion Fund	188
	ED2151	Results-Based Funding Fund	188
	ED2196	Invest in Postsecondary Success Program Fund	189
	ED2366	Golden Rule Special Plate Fund	189
	ED2399	Teacher Certification Fund	190
	ED2420	Assistance for Education Fund	190

Agency Name	AFIS Fund	Fund Name	Page
Education, Department of	ED2470	Failing Schools Tutoring Fund - 6/10th Sales Tax	191
	ED2471	Classroom Site Fund - 6/10th Sales Tax	191
	ED2483	Extraordinary Special Education Needs Fund	192
	ED2492	Instructional Improvement Fund	192
	ED2500	IGA and ISA Fund	193
	ED2522	Character Education Special Plate Fund	193
	ED2535	Arizona English Language Learner Fund	194
	ED2566	Automation Projects Fund	194
	ED2570	Empowerment Scholarship Account Fund	195
	ED2580	Department of Education Professional Development Revolving Fund	195
	ED2595	Tribal College Dual Enrollment Program Fund	196
	ED2612	American Civics Education Fund	196
	ED2635	Computer Science Professional Development Program Fund	196
	ED2641	College Credit by Examination Fund	197
	ED2651	AZ Agricultural Youth Special Plate Fund	197
	ED2685	Arizona Industry Credentials Incentive Fund	197
	ED2980	Governor's Emergency Education Relief Fund	198
	ED3138	Permanent State School Fund	198
	ED4209	DOE Internal Services Fund	199
	ED4210	Education Commodity Fund	199
	ED4211	Department of Education Production Revolving Fund	200
	ED9000	Indirect Cost Recovery Fund	200
Emergency and Military Affairs, Department of	MA1010	Military Installation Fund	337
	MA2000	Federal Grants Fund	337
	MA2106	Camp Navajo Fund	338
	MA2124	National Guard Morale, Welfare and Recreation Fund	338
	MA2138	Nuclear Emergency Management Fund	339
	MA2140	National Guard Fund	339
	MA2416	State Armory Property Fund	340
	MA2500	IGA and ISA Fund	340
	MA2602	Emergency Management Assistance Compact Revolving Fund	341
	MA2606	Anti-Human Trafficking Grant Fund	341
	MA2619	National Guard Cyber Response Revolving Fund	342
	MA2655	Border Security Fund	342
	MA2975	Title VI-Coronavirus Relief Fund	343
	MA3240	Crisis Contingency and Safety Net Fund	343

Agency Name	AFIS Fund	Fund Name	Page
Emergency and Military Affairs, Department of	MA9000	Indirect Cost Recovery Fund	344
Environmental Quality, Department of	EV2000	Federal Grants Fund	203
	EV2082	DEQ Emissions Inspection Fund	203
	EV2178	Hazardous Waste Management Fund	204
	EV2221	Water Quality Assurance Revolving Fund	204
	EV2226	Air Quality Fund	205
	EV2271	Underground Storage Tank Revolving	205
	EV2289	Recycling Fund	206
	EV2308	Monitoring Assistance Fund	206
	EV2328	Permit Administration Fund	207
	EV2365	Voluntary Vehicle Repair & Retrofit Program Fund	207
	EV2449	Employee Recognition Fund	208
	EV2500	IGA and ISA Fund	208
	EV2563	Institutional & Engineering Control Fund	209
	EV2564	Voluntary Remediation Fund	209
	EV2985	Coronavirus State and Local Fiscal Recovery Fund	210
	EV3006	Specific Site Judgment Fund	210
	EV3031	Emergency Response Fund	210
	EV3110	Solid Waste Fee Fund	211
	EV4100	Water Quality Fee Fund	212
	EV4150	Safe Drinking Water Program Fund	212
	EV9000	Indirect Cost Recovery Fund	213
Equal Opportunity, Governor's Office for	AF1107	Personnel Division Fund	52
Equalization, Board of	RV2463	Department of Revenue Administrative Fund	396
Executive Clemency, Board of	PP2500	IGA and ISA Fund	363
Exposition & State Fair	CL2985	Coronavirus State and Local Fiscal Recovery Fund	130
	CL4001	Arizona Exposition and State Fair Fund	130
Fingerprinting, Board of	BF2435	Board of Fingerprinting Fund	96
Forestry and Fire Management, Department of	FO2169	Arson Detection Reward Fund	223
	FO2232	Cooperative Forestry Fund	224
	FO2360	Fire Suppression Fund	225
	FO2456	Nonnative Vegetation Species Eradication Fund	225
	FO2500	IGA and ISA Fund	226
	FO2578	Trampoline Court Safety Fund	226
	FO9000	Indirect Cost Recovery Fund	227
Funeral Directors & Embalmers, Board of	FD2026	Funeral Directors & Embalmers Fund	222
	FD2159	DPS-FBI Fingerprint Fund	223
Game and Fish Department	GF2000	Federal Grants Fund	227

Agency Name	AFIS Fund	Fund Name	Page
Game and Fish Department	GF2027	Game and Fish Fund	228
	GF2028	Game and Fish Federal Revolving Fund	228
	GF2029	Wildlife Conservation Cost Recovery Fund	229
	GF2036	Land and Water Conservation and Recreation Development Fund	229
	GF2062	Conservation Development Fund	230
	GF2079	Watercraft Licensing Fund	230
	GF2080	Wildlife Theft Prevention Fund	231
	GF2127	Game, Non-Game, Fish and Endangered Species Fund	231
	GF2203	Capital Improvement Fund	232
	GF2253	Off-Highway Vehicle Recreation Fund	232
	GF2279	Wildlife Endowment Fund	233
	GF2290	Heritage Fund - Environmental Education	233
	GF2291	Heritage Fund - Habitat Evaluation Or Protection	234
	GF2292	Heritage Fund - Administration	234
	GF2293	Heritage Fund - Public Access	235
	GF2294	Heritage Fund - Acquisition	235
	GF2295	Heritage Fund - Identification, Inventory, Protection and Management	236
	GF2296	Heritage Fund - Urban Wildlife	236
	GF2442	Firearms Safety and Ranges Fund	237
	GF2497	Arizona Wildlife Conservation Fund	237
	GF2500	IGA and ISA Fund	237
	GF2536	Wildlife Habitat Restoration and Enhancement Fund	238
	GF3111	Game and Fish Trust Fund	238
	GF3167	Game and Fish In-Lieu Fee Program Restoration Endowment Trust Fund	239
	GF3709	Game and Fish California Collection Stamp Fund	239
	GF3711	Game and Fish Stamp Fund	240
	GF3712	Game and Fish Big Game Permit Fund	240
	GF3714	Game and Fish Kaibab Coop Fund	240
	GF4007	Game and Fish Publications Revolving Fund	241
	GF9000	Indirect Cost Recovery Fund	241
	GF9901	AGFD Fleet Vehicle Replacement Fund	242
	GF9902	AGFD Fleet Operations Fund	242
Gaming, Department of	GM2015	Retired Racehorse Adoption Fund	246
	GM2122	State Lottery Fund	247
	GM2206	Breeders Award Fund	247
	GM2320	Fantasy Sports Contest Fund	248

Agency Name	AFIS Fund	Fund Name	Page
Gaming, Department of	GM2330	Event Wagering Fund	248
	GM2340	Permanent Tribal-State Compact Fund	249
	GM2350	Arizona Benefits Fund	249
	GM2369	Racing Investigation Fund	250
	GM2500	IGA and ISA Fund	250
	GM2556	Racing Regulation Fund	251
	GM2559	Racing Regulaions Fund - Unarmed Combat Subaccount	251
	GM3720	Racing Commission Bond Deposit Fund	252
Governor, Office of the	GV2000	Federal Grants Fund	252
	GV2037	County Fairs, Livestock and Agricultural Promotion Fund	253
	GV2250	Foster Youth Education Success Fund	253
	GV2277	Drug Treatment and Education Fund	254
	GV2439	Prevention of Child Abuse Fund	254
	GV2500	IGA and ISA Fund	255
	GV2975	Title VI - Coronavirus Relief Fund	255
	GV2980	Governor's Emergency Education Relief Fund	256
	GV2985	Coronavirus State and Local Fiscal Recovery Fund	256
	GV3206	Governor's Endowment Partnership Fund	257
	GV3210	Human Trafficking Victim Assistance Fund	257
	GV3240	Crisis Contingency and Safety Net Fund	258
	GV9000	Indirect Cost Recovery Fund	258
Health Services, Department of	AA1600	Capital Outlay Stabilization Fund	29
	HS1120	Smart and Safe Arizona Fund	284
	HS1121	Justice Reinvestment Fund	285
	HS1308	Tobacco Tax & Health Care Fund Education Account	285
	HS1344	Tobacco Tax Hlth Care Fund MNMI Account	286
	HS1995	Health Services Licenses Fund	286
	HS2000	Federal Grants Fund	287
	HS2008	Child Care and Development Fund	287
	HS2025	Donations Fund	288
	HS2090	Disease Control Research Fund	288
	HS2096	Health Research Fund	289
	HS2100	WIC Rebates Fund	289
	HS2138	Nuclear Emergency Management Fund	290
	HS2171	Emergency Medical Operating Services Fund	290
	HS2184	Newborn Screening Program Fund	291
	HS2230	Drug Disposal Education and Awareness Fund	291
	HS2255	Alzheimer's Disease Research Fund	292

Agency Name	AFIS Fund	Fund Name	Page
Health Services, Department of	HS2329	Nursing Care Institution Resident Protection Revolving Fund	292
	HS2388	Laser Safety Fund	293
	HS2541	Smoke-Free Arizona Fund	293
	HS2544	Medical Marijuana Fund	294
	HS2546	Prescription Drug Rebate Fund	294
	HS2560	Childhood Cancer and Rare Childhood Disease Research Fund	295
	HS2574	Consumer Remediation Subaccount	295
	HS2775	Public Health Emergencies Fund	295
	HS2975	Title VI - Coronavirus Relief Fund	296
	HS2985	Coronavirus State and Local Fiscal Recovery Fund	296
	HS3010	DHS Donations Fund	297
	HS3011	ADOT Breast Cervical Cancer Plate Fund	297
	HS3017	Environmental Laboratory Licensure Revolving Fund	298
	HS3036	Child Fatality Review Fund	298
	HS3038	Oral Health Fund	299
	HS3039	Vital Records Electronic Systems Fund	299
	HS3120	The Arizona State Hospital Fund	300
	HS3128	DHS State Hospital Land Earnings Fund	300
	HS3170	Arizona State Hospital Charitable Trust Fund	301
	HS3240	Crisis Contingency and Safety Net Fund	301
	HS3306	Medical Student Loan Fund	301
	HS4200	Arizona Nurse Education Investment Pilot Program Fund	302
	HS4202	DHS Internal Services Fund	302
	HS4250	Health Services Lottery Fund	303
	HS4500	Intergovernmental and Interagency Service Agreement Fund	303
	HS9001	Indirect Cost Fund	304
Highway Safety, Governor's Office of	GH2000	Federal Grants Fund	243
	GH2025	Donations Fund	243
	GH2422	DUI Abatement Fund	244
	GH2479	Motorcycle Safety Fund	244
	GH2480	State Highway Work Zone Safety Fund	245
	GH2500	IGA and ISA Fund	245
	GH2544	207 Fund	246
	GH3200	Governors Highway Safety Conference Fund	246
Homeland Security, Department of	AD2152	Information Technology Fund	33

Agency Name	AFIS Fund	Fund Name	Page
Homeland Security, Department of	HL2000	Federal Grants Fund	283
Homeopathic Medical Examiners, Board of	HE2041	Homeopathic Medical Examiners Fund	280
House of Representatives	HO3127	Legislative, Executive, Judicial Public Buildings Land Fund	284
Housing, Department of	HD1410	Home Investment Partnership Act Fund	273
	HD2000	Federal Grants Fund	273
	HD2159	DPS-FBI Fingerprint Fund	274
	HD2200	Arizona Department of Housing Program Fund	274
	HD2235	Housing Trust Fund	275
	HD2237	Mobile Home Relocation Fund	275
	HD2500	IGA and ISA Fund	276
	HD2976	CDBG-CV CARES Act Fund	276
	HD2985	Coronavirus State and Local Fiscal Recovery Fund	276
	HD2986	Homeowner Assistance Fund	277
	HD2999	Federal Economic Recovery Fund	277
	HD3090	Manufactured Housing Consumer Recovery Fund	277
	HD3202	Housing Choice Voucher Emergency Housing Fund	278
	HD3240	Crisis Contingency and Safety Net Fund	278
	HD3722	Manufactured Housing Cash Bonds Fund	279
	HD8610	Home ARPA Fund	279
	HD9919	Housing Stability Counseling Fund	279
Industrial Commission of Arizona	IC2000	Federal Grants Fund	307
	IC2002	Industrial Commission Revolving Fund	308
	IC2177	Industrial Commission Administration Fund	308
	IC2180	Special Fund	309
	IC2182	Municipal Firefighter Cancer Reimbursement Fund	309
	IC2185	Proposition 206 Fair Wages and Healthy Families Fund	310
Insurance and Financial Institutions, Department of	ID1991	Auto Theft SIMS Settlement Fund	310
	ID1997	Mortgage Recovery Fund	311
	ID1998	Financial Services Fund	311
	ID2000	Federal Grants Fund	312
	ID2034	Insurance Examiners Revolving Fund	312
	ID2060	Automobile Theft Authority Fund	313
	ID2126	Banking Department Revolving Fund	314
	ID2163	Insurance Department Fingerprinting Fund	314
	ID2316	Assessment Fund for Voluntary Plans Fund	315
	ID2377	Captive Insurance Regulatory and Supervision Fund	315

Agency Name	AFIS Fund	Fund Name	Page
Insurance and Financial Institutions, Department of	ID2467	Health Care Appeals Fund	316
	ID2473	Financial Surveillance Fund	316
	ID2500	IGA and ISA Fund	317
	ID3023	Receivership Revolving Fund	317
	ID3104	Insurance Receivership Liquidation Fund	318
	ID3727	Insurance Tax Premium Clearing Fund	318
Juvenile Corrections, Department of	DJ2000	Federal Grants Fund	160
	DJ2025	Donations Fund	160
	DJ2281	Juvenile Corrections CJEF Distribution Fund	161
	DJ2323	Juvenile Education Fund	161
	DJ2449	Employee Recognition Fund	162
	DJ2476	Department of Juvenile Corrections Restitution Fund	162
	DJ2487	State Ed Sys for Committed Youth Class Fund	163
	DJ2985	ADJC Coronavirus State and Local Fiscal Recovery Fund	163
	DJ3007	Local Cost Sharing Fund	164
	DJ3024	Department of Juvenile Corrections Fund	164
	DJ3029	State Charitable, Penal and Reformatory Land Fund	165
	DJ9000	Indirect Cost Recovery Fund	165
Land Department	LD2024	Federal Reclaim Trust Fund	324
	LD2129	CAP Municipal & Industrial Repayment Fund	325
	LD2212	Land Non-Governmental Agreements Fund	325
	LD2253	Off-highway Vehicle Recreation Fund	326
	LD2274	Environmental Special Plate Fund	326
	LD2449	Employee Recognition Fund	327
	LD2451	State Land Department Fund	327
	LD2500	IGA and ISA Fund	327
	LD2526	Due Diligence Fund	328
	LD3146	Trust Land Management Fund	328
	LD3201	Riparian Trust Fund	329
	LD3732	Land Clearance Fund	329
	LD4009	Resource Analysis Revolving Fund	330
Legislative Council	LC3127	Legislative, Executive, Judicial Public Buildings Land Fund	324
	LC9999	Gift Shop Revolving Fund	324
Liquor Licenses and Control, Department of	LL1996	Liquor Licenses Fund	330
	LL1997	Growlers Fund	331
	LL1998	Sampling Privileges Fund	331

Agency Name	AFIS Fund	Fund Name	Page
Liquor Licenses and Control, Department of	LL2000	Federal Grants Fund	331
	LL2159	DPS-FBI Fingerprint Fund	332
	LL2500	IGA and ISA Fund	332
	LL3008	Liquor License Special Collections Fund	332
	LL3010	J Fund Audit Surcharge Fund	333
	LL3011	K Fund Enforcement Surcharges Fund	333
	LL3012	L Fund Enforcement Surcharges Fund	334
	LL3017	Direct Shipment License Issuance Fund	334
	LL3018	Direct Shipment License Renewal Fund	335
	LL3066	Anti-Racketeering Revolving Fund	335
Lottery Commission	LO2122	Lottery Fund	336
	LO3179	Lottery - Prize Fund	336
Massage Therapy	MT2553	Massage Therapy Board Fund	347
Medical Board	ME2038	Arizona Medical Board Fund	344
Mine Inspector	MI2000	Federal Grants Fund	345
	MI2400	Federal Education and Training Fund	345
	MI2408	Abandoned Mine Safety Fund	346
	MI2511	Aggregate Mining Reclamation Fund	346
Naturopathic Physicians Board of Medical Examiners	NB2042	Naturopathic Board Fund	351
Navigable Stream Adjudication Commission	NS2110	Arizona Water Banking Fund	352
Northern Arizona University	NA1421	NAU Collections - Appropriated Fund	347
	NA1428	Auxiliary Funds	348
	NA1430	Capital Infrastructure Fund	348
	NA8900	Designated Funds - Indirect Cost Recovery	348
	NA8903	Restricted Federal Funds	349
	NA8907	Restricted Non-Federal Funds	349
	NA8910	Designated Funds - Tuition and Fees	350
	NA8911	Designated Funds - Other	350
Nursing Care Ins. Admin. Examiners	NC2043	Nursing Care Institution Administrators/ACHMC Fund	352
Nursing, Board of	BN2000	Federal Grants Fund	97
	BN2025	Donations Fund	98
	BN2044	Nursing Board Fund	98
Occupational Therapy Examiners, Board of	OT2263	Occupational Therapy Fund	354
Optometry, Board of	OB2023	Board of Optometry Fund	353
Osteopathic Examiners, Board of	OS2048	Osteopathic Examiners Board Fund	354
Personnel Board	PB1107	Personnel Division Fund	356
Pharmacy, Board of	PM2052	Pharmacy Board Fund	361

Agency Name	AFIS Fund	Fund Name	Page
Pharmacy, Board of	PM2359	Controlled Substances Prescription Monitoring Program Fund	362
Physical Therapy Examiners, Board of	PT2053	Physical Therapy Fund	384
Pioneers' Home	PI2449	Employee Recognition Fund	358
	PI2975	Title VI - Coronavirus Relief Fund	358
	PI2985	State Local Fiscal Recovery Fund	359
	PI3129	Pioneers' Home State Charitable Earnings Fund	359
	PI3130	Pioneers' Home Miners' Hospital Fund	360
	PI3143	AZ Pioneers' Home - Mine Fund	360
	PI3144	Pioneers' Home Cemetery Proceeds Fund	361
Podiatry Examiners, Board of	PO2055	Podiatry Examiners Board Fund	362
Power Authority	PA1112	Interest Income Fund	355
	PA1113	Fund Deposits Fund	355
	PA1114	APA - General Fund	356
Prescott Historical Society of Arizona	PH9505	Sharlot Hall Historical Society 501 (c)3 Fund	358
Private Postsecondary Education, Board for	PV2056	Private Postsecondary Education Fund	385
	PV3027	Student Tuition Recovery Fund	385
Psychologist Examiners, Board of	SY2058	Psychologist Examiners Board Fund	421
Public Safety Personnel Retirement System	RS1409	Public Safety Personnel Retirement Fund	390
Public Safety, Department of	PS1999	Capitol Police Administrative Towing Fund	368
	PS2000	Federal Grants Fund	369
	PS2030	State Highway Fund	369
	PS2032	Arizona Highway Patrol Fund	370
	PS2049	DPS Peace Officers Training Fund	370
	PS2108	Safety Enforcement and Transportation Infrastructure Fund	371
	PS2278	DPS Records Processing Fund	371
	PS2285	Motor Vehicle Liability Insurance Enforcement Fund	372
	PS2322	DPS Administration Fund	372
	PS2370	DPS Forensics Fund	373
	PS2380	Motor Carrier Safety Revolving Fund	373
	PS2386	Families of Fallen Police Officers Special Plate Fund	374
	PS2391	Public Safety Equipment Fund	374
	PS2396	Gang and Immigration Intelligence Team Enforcement Mission Fund	375
	PS2433	Fingerprint Clearance Card Fund	375
	PS2435	Board of Fingerprinting Fund	376
	PS2445	State Aid to Indigent Defense Fund	376
	PS2479	Motorcycle Safety Fund	377

Agency Name	AFIS Fund	Fund Name	Page
Public Safety, Department of	PS2490	DPS Licensing Fund	377
	PS2500	IGA and ISA Fund	378
	PS2510	Parity Compensation Fund	378
	PS2518	Concealed Weapons Permit Fund	379
	PS2519	Victims' Rights Enforcement Fund	379
	PS2975	Title VI - Coronavirus Relief Fund	380
	PS2985	DPS Coronavirus State and Local Fiscal Recovery Fund	380
	PS3075	Peace Officer Training Equipment Fund	381
	PS3076	Public Safety Interoperability Fund	381
	PS3123	DPS Anti-Racketeering Revolving Fund	382
	PS3702	DPS Criminal Justice Enhancement Fund	383
	PS4216	Risk Management Revolving Fund	383
	PS9000	Indirect Cost Recovery Fund	384
Real Estate, Department of	RE2537	Condo and Planned Community Hearing Office Fund	386
	RE3119	Real Estate Recovery Fund	387
	RE4011	Real Estate Education Revolving Fund	387
Regents, Board of	BR2000	Federal Grants Fund	99
	BR2122	Lottery Fund	99
	BR2472	Technology and Research Initiative Fund	99
	BR3042	University Capital Improvement Lease-to-Own and Bond Fund	100
	BR3131	A & M College Land Earnings Fund	100
	BR3132	Military Institute Land Earnings Fund	101
	BR3134	Universities Land Earnings Fund	101
	BR3136	Normal School Land Earnings Fund	102
	BR4300	Teacher's Academy Fund	102
	BR4501	Arizona Promise Program Fund	102
	BR5000	Arizona Veterinary Loan Assistance Fund	103
	BR5100	Spouses of Military Veterans Tuition Scholarship Fund	103
	BR8900	ABOR Local Fund	103
	BR9902	Promise for Dreamers Fund	104
	PE2358	Arizona Teacher Student Loan Fund	357
	PE2405	Postsecondary Education Fund	357
Registrar of Contractors	RG2406	Registrar of Contractors Fund	388
	RG3155	Residential Contractors' Recovery Fund	388
	RG3721	Registrar of Contractors Cash Bond Fund	389
	RG3725	Contractors Prompt Pay Complaint Fund	389
Residential Utility Consumer Office	UO2175	Residential Utility Consumer Office Revolving Fund	440

Agency Name	AFIS Fund	Fund Name	Page
Respiratory Care Examiners, Board of	RB2269	Board of Respiratory Care Examiners Fund	386
Revenue, Department of	RV1309	Tobacco Tax and Health Care Fund	392
	RV1520	DOR Unclaimed Fund - Non-FDIC RTC Deposits	393
	RV1530	DOR Unclaimed Fund - FDIC RTC Deposits	393
	RV1601	Veterans' Income Tax Settlement Fund	394
	RV2166	Revenue Publication Revolving Fund	394
	RV2179	DOR Liability Setoff Fund	395
	RV2449	Employee Recognition Fund	395
	RV2463	Department of Revenue Administrative Fund	396
	RV2500	IGA and ISA Fund	396
	RV2610	Integrated Tax System Project Fund	397
	RV2975	Title VI - Coronavirus Relief Fund	397
	RV2985	Coronavirus State and Local Fiscal Recovery Fund	397
	RV3745	Escheated Estates Fund	398
Secretary of State, Department of State -	ST2000	Federal Grants Fund	410
	ST2115	State Library Fund	411
	ST2116	Library Fund	411
	ST2117	Btbl-Friends Donations Fund	412
	ST2265	Data Processing Acquisition Fund	412
	ST2357	Election Systems Improvement Fund	413
	ST2367	Voter Registration System Fund - County Contributions	413
	ST2387	Notary Bond Fund	414
	ST2426	Standing Political Committee Administration Fund	414
	ST2431	Records Services Fund	415
	ST2500	IGA and ISA Fund	415
	ST2521	Election Training Fund	416
	ST2557	Address Confidentiality Program Fund	416
	ST4008	Gift Shop Revolving Fund	417
Statewide and Large Automation Projects	AD2566	Automation Projects Fund	40
	AH2226	Air Quality Fund	73
	AP2566	APF Subaccount - Department of Administration Fund	82
	AP9961	APF Subaccount - Corporation Commission Fund	82
	AP9962	APF Subaccount - Supreme Court Fund	83
	AP9964	APF Subaccount - Department of Public Safety Fund	83
	AP9966	APF Subaccount - Department of Environmental Quality Fund	84
	AP9967	APF Subaccount - Department of Child Safety Fund	84
	AP9974	APF Subaccount - Department of Agriculture Fund	85

Agency Name	AFIS Fund	Fund Name	Page
Statewide and Large Automation Projects	AP9975	APF Subaccount - Department of Education Fund	85
	AP9978	APF Subaccount - Department of Revenue Fund	86
	AP9981	APF Subaccount - Department of Gaming Fund	86
	AP9982	APF Subaccount - Secretary of State Fund	87
	AP9989	APF Subaccount - Department of Economic Security Fund	87
	AP9990	APF Subaccount - Arizona Industrial Commission Fund	88
	AP9991	APF Subaccount - Arizona Charter School Board Fund	88
	AP9992	APF Subaccount - Board of Psychologist Examiners Fund	89
	AP9993	APF Subaccount - Department of Water Resources	89
	AP9994	APF Subaccount - ADA HRIS Modernization Fund	90
Strategic Planning and Budgeting, Governor's Office of	OP2000	Federal Grants Fund	353
Superior Court	SU2075	Supreme Court CJEF Disbursements Fund	417
	SU2084	Grants and Special Revenues Fund	418
	SU2119	Community Punishment Program Fines Fund	418
	SU2193	Juvenile Probation Services Fund	419
	SU2246	Judicial Collection Enhancement Fund	419
	SU2277	Drug Treatment and Education Fund	420
	SU2516	Drug and Gang Enforcement Fund	420
	SU2985	Coronavirus State and Local Fiscal Recovery Fund	421
Supreme Court	SP2075	Supreme Court CJEF Disbursements Fund	403
	SP2084	Grants and Special Revenues Fund	404
	SP2193	Juvenile Probation Services Fund	404
	SP2246	Judicial Collection Enhancement Fund	405
	SP2247	Defensive Driving Fund	405
	SP2275	Court Appointed Special Advocate Fund	406
	SP2276	Confidential Intermediary and Fiduciary Fund	406
	SP2277	Drug Treatment and Education Fund	407
	SP2382	Arizona Lengthy Trial Fund	407
	SP2440	Certified Reporters Fund	408
	SP2446	State Aid to Courts Fund	408
	SP3013	Public Defender Training Fund	409
	SP3075	Peace Officer Training Equipment Fund	409
	SP3245	Alternative Dispute Resolution Fund	410
Technical Registration, Board of	TE2070	Technical Registration Board Fund	422
	TE2071	Technical Registration Bd Investigations Fund	422
Tourism, Office of	TO2236	Tourism Fund	423

Agency Name	AFIS Fund	Fund Name	Page
Tourism, Office of	TO2975	Title VI - Coronavirus Relief Fund	423
	TO2985	Coronavirus State and Local Fiscal Recovery Fund	424
Transportation, Department of	DT2005	State Aviation Fund	166
	DT2029	Regional Area Road Fund - Maricopa County	167
	DT2030	State Highway Fund	167
	DT2031	Arizona Highways Magazine Fund	168
	DT2044	Highway Damage Recovery Account Fund	168
	DT2071	ADOT Fleet Operations Fund	169
	DT2097	ADOT Federal Programs Fund	169
	DT2108	Safety Enforcement and Transportation Infrastructure Fund	170
	DT2150	Abandoned Vehicles Administration Fund	170
	DT2208	Ignition Interlock Device Fund	171
	DT2226	Air Quality Fund	171
	DT2244	Economic Strength Project Fund	172
	DT2266	Cash Deposits Fund	172
	DT2272	Vehicle Inspection and Certificate of Title Enforcement Fund	173
	DT2285	Motor Vehicle Liability Insurance Enforcement Fund	173
	DT2380	Motor Carrier Safety Revolving Fund	174
	DT2414	Shared Location & Advertisement Agreement Expense	174
	DT2417	Highway Expansion & Extension Loan Program Fund	175
	DT2449	Employee Recognition Fund	175
	DT2463	Grant Anticipation Notes Fund	176
	DT2500	IGA and ISA Fund	176
	DT2609	Motor Vehicle Dealer Enforcement Fund	177
	DT2650	Statewide Special Plates Fund	177
	DT2980	Governor's Emergency Education Relief Fund	178
	DT2985	ADOT Coronavirus State and Local Fiscal Recovery Fund	178
	DT3113	Highway User Revenue Fund	179
	DT3701	Local Agency Deposits Fund	179
	DT3737	Rental Tax and Bond Deposit Fund	180
	DT4071	State Fleet Operations Fund	180
	DT4072	State Fleet Vehicle Replacement Fund	181
	DT5004	State Highway Fund Bonds Debt Service Fund	181
	DT5008	Regional Area Road Fund Debt Service Fund	182
	DT9901	State Match Advantage for Rural Transportation (SMART) Fund	182
Treasurer	TR1120	Smart and Safe Arizona Fund	424

Agency Name	AFIS Fund	Fund Name	Page
Treasurer	TR1121	Justice Reinvestment Fund	425
	TR2032	Arizona Highway Patrol Fund	425
	TR2111	Boating Safety Fund	426
	TR2571	Treasurer Empowerment Scholarship Account Fund	426
	TR2574	Public Deposit Admin Fund	427
	TR2725	The Treasurer's Financial Literacy Fund	427
	TR3034	Budget Stabilization Fund	427
	TR3076	School Safety Interoperability Fund	428
	TR3122	Family College Savings Program Trust Fund	428
	TR3795	State Treasurer's Operating Fund	429
Tribal Relations, Governor’s Office on	IA2025	Donations Fund	306
	IA4014	Arizona Indian Town Hall Fund	307
University of Arizona - Health Sciences Center	UH1402	U of A Main Campus - Collections - Appropriated Fund	435
	UH8900	Indirect Cost Recovery Fund	435
	UH8901	Loan Fund	436
	UH8902	Federal Indirect Cost Recovery Fund	436
	UH8903	Federal Grants Fund	437
	UH8904	Endowment and Life Income Fund	437
	UH8905	Designated Funds	438
	UH8906	Auxiliary Funds	438
	UH8907	Restricted Funds	439
	UH8910	Designated Funds - Tuition and Fees	439
University of Arizona - Main Campus	UA1402	U of A Main Campus - Collections - Appropriated Fund	429
	UA2238	U of A Collegiate Plates Fund	430
	UA3133	School of Mines Land Fund	430
	UA8900	Indirect Cost Recovery Fund	430
	UA8901	Loan Fund	431
	UA8902	Federal Indirect Cost Recovery Fund	431
	UA8903	Federal Grants Fund	432
	UA8904	Endowment and Life Income Fund	432
	UA8905	Designated Funds	433
	UA8906	Auxiliary Funds	433
	UA8907	Restricted Funds	434
	UA8910	Designated Funds - Tuition and Fees	434
Veterans' Services, Department of	VS1601	Veterans' Income Tax Settlement Fund	440
	VS2000	Federal Grants Fund	441
	VS2339	Military Family Relief Fund	441
	VS2355	State Home for Veterans Trust Fund	442

Agency Name	AFIS Fund	Fund Name	Page
Veterans' Services, Department of	VS2441	Veterans' Donation Fund	442
	VS2449	Employee Recognition Fund	443
	VS2499	Arizona State Veterans' Cemetery Trust Fund	443
	VS2975	Title VI - Coronavirus Relief Fund	444
	VS2985	Coronavirus State and Local Fiscal Recovery Fund	444
	VS3219	Hyperbaric Oxygen Therapy for Military Veterans Fund	444
Veterinary Medical Examining Board	VT2078	Veterinary Medical Examiners Board Fund	445
Water Infrastructure Finance Authority	FA2225	Small Water Systems Fund	213
	FA2230	Small & Disadv DW Assistance Fund	214
	FA2336	Water Supply Development Revolving Fund	215
	FA4309	Clean Water Fee Program Income Fund	215
	FA4310	Clean Water Federal Loan Fund	216
	FA4312	Clean Water Annual Debt Service Principal Fund	216
	FA4313	Clean Water Annual Debt Service Interest Fund	217
	FA4315	Debt Service Reserve - Clean Water Fund	217
	FA4317	Clean Water Fees non Program Income Fund	217
	FA4319	Financial Assistance - Clean Water Fund	218
	FA4320	Drinking Water Debt Service Reserve Fund	218
	FA4321	Drinking Water Capital Grant Transfer Fund	218
	FA4322	Drinking Water Fees Non Program Fund	219
	FA4324	Drinking Water Financial Assistance Fund	219
	FA4332	Drinking Water Annual Debt Service Principal Fund	220
	FA4333	Drinking Water Annual Debt Service Interest Fund	220
	FA4335	Drinking Water Federal Loan Fund	221
	FA4336	Drinking Water Fees Program Income Fund	221
	FA5352	Arizona Finance Authority Operations Fund	222
	WF2985	Water Conservation Grant Fund	457
	WF6100	Long-Term Water Augmentation Fund	457
Water Resources, Department of	WC1021	Flood Warning System Fund	445
	WC1098	General Adjudication Personnel and Support Fund	446
	WC1302	Arizona Water Protection Fund	446
	WC2000	Federal Grants Fund	447
	WC2026	Donations Fund	447
	WC2110	Arizona Water Banking Fund	448
	WC2191	General Adjudication Fund	448
	WC2213	Augmentation and Conservation Assistance Fund	449
	WC2218	Dam Repair Fund	449
	WC2304	Arizona Water Quality Fund	450

Agency Name	AFIS Fund	Fund Name	Page
Water Resources, Department of	WC2398	Water Resources Fund	450
	WC2410	Water Resources Publication and Mailing Fund	451
	WC2411	Water Resources Production and Copying Fund	451
	WC2449	Employee Recognition Fund	451
	WC2474	Purchase and Retirement Fund	452
	WC2491	Well Administration and Enforcement Fund	452
	WC2500	IGA and ISA Fund	453
	WC2509	Assured and Adequate Water Supply Administration	453
	WC2538	Colorado River Water Use Fee Clearing Fund	454
	WC2985	Coronavirus State and Local Fiscal Recovery Fund	454
	WC3220	Temporary Groundwater and Irrigation Efficiency Projects Fund	455
	WC3230	Drought Mitigation Revolving Fund	455
	WC9000	Indirect Cost Recovery Fund	456
	WC9900	Arizona System Conservation Fund	456
Water Infrastructure Finance Authority	WF2985	Water Conservation Grant Fund	457
	WF6100	Long-Term Water Augmentation Fund	457

The following pages include financial information and a brief description of nearly a thousand State funds. There are two sections. In the first section, each listing depicts summary information for FY 2022 expenditures and for FY 2023 and FY 2024 estimated revenues and expenditures. The second section contains flow charts for each fund that show the flow of money through the fund, including the statutorily allowable sources of revenue to the fund and the distributions that are mandated or allowed.

The FY 2022 beginning cash balances, revenues by type, expenditures by type, and transfers were retrieved from the Arizona Financial Information System (AFIS) using data through the end of the General Accounting Office's 13th month. Estimates for FY 2023 and FY 2024 were determined by the Governor's Office of Strategic Planning and Budgeting (OSPB) and align with the Executive Budget.

While most funds receive revenue from a single source and are used for a unique purpose at a specified agency, many of the funds shown in these tables are not exclusive to a single agency or activity.

The fund descriptions explain the revenue sources and the legally allowable uses of the fund. The descriptions were compiled from the establishing statutes, session laws, and other sources.

The FY 2022 beginning balances reflect cash, cash invested with the State Treasurer, outstanding warrants, and warrants in the process of being printed.

In cases of appropriations made for years before FY 2023, but which have authority to expend that appropriation during or beyond FY 2023, the expenditures are classified as "Prior Committed or Obligated Expenditures." When possible, reservations are made against the cash available from non-lapsing, prior-year appropriations that have yet to be expended and are identified as "Expenditure/Reserve for Prior Appropriations." This concept applies to only appropriated funds.

The term "Administrative Adjustments" refers to liabilities that were incurred during the previous year but not paid before the end of the fiscal year in which the liability was incurred. The concept of administrative adjustments applies only to appropri-ated funds.

"Operating Expenditures/Appropriations" denotes the use of the monies for an agency's operational (non-capital) functions. Monies designated for capital functions are listed as "Capital Expenditures/ Appropriations."

The term "Non-Appropriated Expenditures" is used when agencies have the prior authorization to expend money from a fund (due to the nature of the fund) without annual authorization by the Legislature. Some funds have statutory caps limiting the amount of money that can remain at the end of the fiscal year; in such cases, the term "Transfer Due to Fund Balance Cap" is used.

Occasionally, the Legislature transfers monies from specific funds to other funds, mostly commonly to the General Fund or to the Automation Projects Fund. Those transfers are labeled "Legislative Fund Transfers."

There are several standard adjustments that affect fund balances. Statewide adjustments are more technical changes affecting a large number of agencies, adjusting such things as rent, risk management premiums, retirement contributions, health and dental insurance premiums, and fleet management charges, and enterprise-wide prorata charges.

General Fund Sources and Uses

$ in thousands

	FY 22 Prelim Actual	FY 23 Enacted Base	FY 23 Net Changes	FY 23 Executive Budget	FY 24 Net Changes	FY 24 Executive Budget	FY 25 Net Changes	FY 25 Executive Budget	FY 26 Net Changes	FY 26 Executive Budget
SOURCES OF FUNDS										
Beginning Balance	894,636	4,709,446		4,709,446		2,933,879		273,010		96,391
Ongoing Revenues										
Base Revenues	17,440,674	15,771,331		17,114,317		16,720,825		17,123,072		17,766,961
Urban Revenue Sharing	*(756,388)*	*(1,106,959)*		*(1,106,959)*		*(1,564,826)*		*(1,374,600)*		*(1,192,173)*
Adjusted Base Revenues	16,684,286	14,664,372		16,007,358		15,155,999		15,748,472		16,574,788
Transfers & Newly Enacted Changes	20,000	(2,340,990)		(2,270,990)		(435,265)		(90,470)		(90,470)
Water Infrastructure Repayment	20,000	0		0		0		0		0
TPT Diversions	0	(2,287,490)		(2,287,490)		0		0		0
Newly Enacted Tax Reductions	0	(50,000)		(50,000)		0		0		0
Other One-Time Revenue Changes	0	(3,500)		(3,500)		0		0		0
AG Settlement Transfer	0	0		70,000		0		0		0
2.5% Flat Tax Acceleration	0	0		0		(344,795)		0		0
TPT Exemption - Diapers	0	0		0		(16,000)		(16,000)		(16,000)
TPT Exemption - Feminine Hygiene	0	0		0		(24,000)		(24,000)		(24,000)
Treasurer - Statewide Accounting Manager	0	0		0		(135)		(135)		(135)
Treasurer - Investment Analyst	0	0		0		(122)		(122)		(122)
Treasurer- Chief Procurement Officer	0	0		0		(98)		(98)		(98)
Treasurer - Administrative Services Officer	0	0		0		(73)		(73)		(73)
Liquor - Flagstaff Office Rent	0	0		0		(43)		(43)		(43)
Child Tax Credit	0	0		0		(50,000)		(50,000)		(50,000)
New Fund Transfers	0	0		0		0		0		0
Revenue Transfer to the Rural Transportation (SMA	0	0		0		0		0		0
Subtotal Revenues	16,704,286	12,323,382		13,736,368		14,720,733		15,658,002		16,484,318
TOTAL SOURCES OF FUNDS	**17,598,922**	**17,032,828**		**18,445,814**		**17,654,612**		**15,931,012**		**16,580,708**
USES OF FUNDS										
Operating Budget Appropriations	**12,816,172**	**15,734,111**	**52,937**	**15,787,049**	**1,107,524**	**16,894,572**	**(861,960)**	**16,032,612**	**(135,601)**	**15,897,011**
Other Expenses/(Revenues)	**73,304**	**21,170**	**(296,283)**	**(275,113)**	**512,143**	**237,030**	**(435,021)**	**(197,991)**	**0**	**(197,991)**
Arts Commission	0	5,000	0	5,000	15,000	20,000	(20,000)	0	0	0
Homeland Security Funding	0	12,000	0	12,000	(2,000)	10,000	(10,000)	0	0	0
Ombudsman-Citizens Aide Office	0	1,516	0	1,516	0	1,516	0	1,516	0	1,516
Arizona State Parks Board	9,000	6,500	0	6,500	3,500	10,000	(10,000)	0	0	0
Employee Retention Initiative	0	0	0	0	200,000	200,000	(200,000)	0	0	0
Phoenix Convention Center Payment	24,499	24,999	0	24,999	499	25,499	500	25,999	0	25,999
Rio Nuevo District	16,000	16,000	0	16,000	0	16,000	0	16,000	0	16,000
Prior Year One-time Supplementals	93,566	0	0	0	0	0	0	0	0	0
HITF Employer Premium Increase	0	0	0	0	85,317	85,317	(188,517)	(103,200)	0	(103,200)
Unallocated FY 2022 Risk & AFIS Adjustments	11	0	0	0	0	0	0	0	0	0
Unallocated FY 2023 HRIS Fee Adjustments	0	2	0	2	0	2	0	2	0	2
Unallocated FY 2023 Salary Adjustments	0	154	0	154	0	154	0	154	0	154
Unallocated FY 2023 Rent Adjustment	0	(1)	0	(1)	0	(1)	0	(1)	0	(1)
FY 2024 Statewide Adjustments - ERE	0	0	0	0	7,546	7,546	0	7,546	0	7,546
FY 2024 Statewide Adjustments - Fleet	0	0	0	0	8,195	8,195	0	8,195	0	8,195
FY 2024 Statewide Adjustments - AFIS	0	0	0	0	115	115	(5)	110	0	110
FY 2024 Statewide Adjustments - HRIS	0	0	0	0	0	0	(7,000)	(7,000)	0	(7,000)
FY 2024 Statewide Adjustments - Rent	0	0	0	0	(558)	(558)	0	(558)	0	(558)
FY 2024 Statewide Adjustments - Risk	0	0	0	0	(154)	(154)	0	(154)	0	(154)
FY 2024 Statewide Adjustments - Retirement	0	0	0	0	(101,600)	(101,600)	0	(101,600)	0	(101,600)
27th Pay Period Universities	20,052	0	0	0	0	0	0	0	0	0
Debt Payoff	93,500	0	0	0	0	0	0	0	0	0
Pension Payoff	1,139,086	0	0	0	0	0	0	0	0	0
Medicaid Federal Match Reversion	(285,844)	0	(442,400)	(442,400)	442,400	0	0	0	0	0
ADE Enrollment Reversion	(389,100)	0	0	0	0	0	0	0	0	0
Federal Funds Offset	(635,000)	0	0	0	0	0	0	0	0	0
Debt Defeasance Revertment	0	0	(5,000)	(5,000)	5,000	0	0	0	0	0
Administrative Adjustments	160,000	170,000	151,117	321,117	(151,117)	170,000	0	170,000	0	170,000
Revertments	(172,466)	(215,000)	0	(215,000)	0	(215,000)	0	(215,000)	0	(215,000)
TOTAL USES OF FUNDS	**12,889,476**	**15,755,281**	**(243,346)**	**15,511,936**	**1,619,667**	**17,131,602**	**(1,296,981)**	**15,834,621**	**(135,601)**	**15,699,020**
Transfer to Rainy Day Fund	**0**	**0**	**0**	**0**	**250,000**	**250,000**	**(250,000)**	**0**	**0**	**0**
ENDING BALANCE	**4,709,446**	**1,277,547**		**2,933,879**		**273,010**		**96,391**		**881,689**
Ongoing Revenues	16,684,286	14,664,372		16,007,358		15,065,529		15,658,002		16,484,318
Ongoing Expenditures	12,041,347	14,158,683		14,158,683		15,000,372		15,376,152		15,676,725
STRUCTURAL BALANCE	**4,642,939**	**505,689**		**1,848,675**		**65,156**		**281,849**		**807,593**

Note: FY 2023 to FY 2026 Net Changes columns include baseline and initiative issues.

Sources and Uses of All Major State Funds

Fund Number AA1600 Capital Outlay Stabilization Fund

A.R.S. § 41-792.01

Rent charges for certain ADOA-managed buildings are used to support operating and building renewal for ADOA system facilities located in the Phoenix Capitol Complex and the Tucson Governmental Mall area.

		FY 2022	FY 2023	FY 2024
Sources				
Beginning Balance		21,922.0	23,053.4	1,949.3
Revenues	Department of Administration	32,036.7	30,186.9	30,219.8
	Sources Total	**53,958.7**	**53,240.3**	**32,169.1**
Uses				
Operating Expenditures/Appropriations	Department of Administration	14,865.6	19,200.2	19,200.2
Capital Expenditures/Appropriations	Department of Administration	5,579.3	16,000.0	12,936.0
Administrative Adjustments	Department of Administration	740.0	181.9	0.0
HITF Backout	Department of Administration	0.0	0.0	(235.4)
ERE Corrections	Department of Administration	0.0	0.0	11.1
AFIS Charges	Department of Administration	0.0	0.0	2.6
HITF Premium Increase	Department of Administration	0.0	0.0	315.8
Fleet Charges	Department of Administration	0.0	0.0	4.2
Risk Management Adjustment	Department of Administration	0.0	0.0	(69.7)
Retirement Adjustment	Department of Administration	0.0	0.0	4.3
Non-Lapsing Authority from Prior Years	Department of Administration	9,720.4	15,908.9	0.0
	Uses Total	**30,905.3**	**51,291.0**	**32,169.1**
	Capital Outlay Stabilization Fund Ending Balance	**23,053.4**	**1,949.3**	**0.0**

Sources and Uses of All Major State Funds

Fund Number AB2001 Accountancy Board Fund

A.R.S. § 32-705

Funds are used to license, investigate, and conduct examinations of public accountants and certified public accountants. Revenues consist primarily of examination and licensing fees.

			FY 2022	FY 2023	FY 2024
Sources					
Beginning Balance			3,060.6	2,990.1	2,336.1
Revenues	Board of Accountancy		1,559.2	1,582.6	1,585.7
		Sources Total	**4,619.8**	**4,572.7**	**3,921.8**
Uses					
Operating Expenditures/Appropriations	Board of Accountancy		1,623.3	2,236.6	2,236.6
Administrative Adjustments	Board of Accountancy		6.4	0.0	0.0
Rent Adjustment	Board of Accountancy		0.0	0.0	(1.5)
HITF Backout	Board of Accountancy		0.0	0.0	(55.0)
ERE Corrections	Board of Accountancy		0.0	0.0	8.0
AFIS Charges	Board of Accountancy		0.0	0.0	0.1
HITF Premium Increase	Board of Accountancy		0.0	0.0	73.8
Risk Management Adjustment	Board of Accountancy		0.0	0.0	2.7
Retirement Adjustment	Board of Accountancy		0.0	0.0	1.2
		Uses Total	**1,629.7**	**2,236.6**	**2,265.9**
	Accountancy Board Fund Ending Balance		**2,990.1**	**2,336.1**	**1,655.9**

Sources and Uses of All Major State Funds

Fund Number AD1107 Personnel Division Fund

A.R.S. §41-750

A pro rata charge of 0.86% of payroll from all State agencies is collected in this fund to cover the costs of personnel administration incurred by the State Personnel Board, the Governor's Office of Equal Opportunity, and the Human Resources Division in the Department of Administration.

		FY 2022	FY 2023	FY 2024
Sources				
Beginning Balance		3,824.4	4,674.4	3,824.0
Revenues	Department of Administration	15,846.4	17,378.1	17,554.0
	Sources Total	**19,670.8**	**22,052.5**	**21,378.0**
Uses				
Operating Expenditures/Appropriations	Department of Administration	11,641.2	13,779.5	13,779.5
Administrative Adjustments	Department of Administration	49.7	100.0	0.0
Rent Adjustment	Department of Administration	0.0	0.0	0.1
HITF Backout	Department of Administration	0.0	0.0	(228.1)
ERE Corrections	Department of Administration	0.0	0.0	16.7
AFIS Charges	Department of Administration	0.0	0.0	0.1
HITF Premium Increase	Department of Administration	0.0	0.0	306.0
Fleet Charges	Department of Administration	0.0	0.0	4.3
Transfer Due to Fund Balance Cap	Department of Administration	3,305.5	4,349.0	3,498.6
Risk Management Adjustment	Department of Administration	0.0	0.0	(67.3)
Retirement Adjustment	Department of Administration	0.0	0.0	8.4
	Uses Total	**14,996.4**	**18,228.5**	**17,318.3**
	Personnel Division Fund Ending Balance	**4,674.4**	**3,824.0**	**4,059.7**

Sources and Uses of All Major State Funds

Fund Number AD2000 Federal Grants Fund

A.R.S. § 35-142

Revenue from federal grants to be used as specified in the grant.

		FY 2022	FY 2023	FY 2024
Sources				
Beginning Balance		78.5	1,781.2	74.4
Revenues	Department of Administration	3,330.7	928.9	928.9
	Sources Total	**3,409.2**	**2,710.1**	**1,003.3**
Uses				
Non-Appropriated Expenditures	Department of Administration	1,628.0	928.9	928.9
Rent Adjustment	Department of Administration	0.0	0.0	0.4
Prior Committed or Obligated Expenditures	Department of Administration	0.0	1,706.8	0.0
HITF Backout	Department of Administration	0.0	0.0	(5.7)
AFIS Charges	Department of Administration	0.0	0.0	0.1
HITF Premium Increase	Department of Administration	0.0	0.0	7.6
Risk Management Adjustment	Department of Administration	0.0	0.0	(2.4)
Retirement Adjustment	Department of Administration	0.0	0.0	0.2
	Uses Total	**1,628.0**	**2,635.7**	**929.1**
	Federal Grants Fund Ending Balance	**1,781.2**	**74.4**	**74.2**

Fund Number AD2025 Donations Fund

A.R.S. § 35-142

Revenue consists of gifts and donations from public and private entities. The monies are used for employee recognition programs or for the specified purpose for which they were donated.

		FY 2022	FY 2023	FY 2024
Sources				
Beginning Balance		2.9	0.9	0.0
Revenues	Department of Administration	2.8	0.0	0.0
	Sources Total	**5.6**	**0.9**	**0.0**
Uses				
Non-Appropriated Expenditures	Department of Administration	4.7	0.0	0.0
Prior Committed or Obligated Expenditures	Department of Administration	0.0	0.9	0.0
	Uses Total	**4.7**	**0.9**	**0.0**
	Donations Fund Ending Balance	**0.9**	**0.0**	**0.0**

Sources and Uses of All Major State Funds

Fund Number AD2152 Information Technology Fund

A.R.S. § 18-401

Revenues are received from a 0.61% pro rata charge on State agency payrolls and are used to support the operating budget of the Statewide Information Security and Privacy Office division of the Department of Homeland Security.

		FY 2022	FY 2023	FY 2024
Sources				
Beginning Balance		0.0	1,222.8	934.8
Revenues	Department of Administration	9,553.9	2,004.0	3,264.2
Revenues	Department of Homeland Security	0.0	11,930.3	11,570.3
	Sources Total	**9,553.9**	**15,157.1**	**15,769.3**
Uses				
Operating Expenditures/Appropriations	Department of Administration	8,183.9	2,292.0	2,292.0
Operating Expenditures/Appropriations	Department of Homeland Security	21.6	11,930.3	11,325.3
Administrative Adjustments	Department of Homeland Security	125.6	0.0	0.0
HITF Backout	Department of Administration	0.0	0.0	(25.8)
HITF Backout	Department of Homeland Security	0.0	0.0	(27.0)
ERE Corrections	Department of Administration	0.0	0.0	5.3
AFIS Charges	Department of Administration	0.0	0.0	0.5
HITF Premium Increase	Department of Administration	0.0	0.0	34.6
HITF Premium Increase	Department of Homeland Security	0.0	0.0	36.2
Fleet Charges	Department of Administration	0.0	0.0	0.1
Risk Management Adjustment	Department of Administration	0.0	0.0	(132.2)
Retirement Adjustment	Department of Administration	0.0	0.0	1.4
Retirement Adjustment	Department of Homeland Security	0.0	0.0	2.3
	Uses Total	**8,331.1**	**14,222.3**	**13,512.7**
	Information Technology Fund Ending Balance	**1,222.8**	**934.8**	**2,256.6**

Sources and Uses of All Major State Funds

Fund Number AD2176 Emergency Telecommunications Services Fund

A.R.S. § 41-704; 42-5402

Revenues are generated through a telecommunications services excise tax rate of $0.20 per month for both wireline and wireless phones and 0.8% of gross income from prepaid wireless services. Funds are used to implement and operate emergency telecommunication services (911) through political subdivisions of the State.

		FY 2022	FY 2023	FY 2024
Sources				
Beginning Balance		14,950.1	14,140.3	11,709.0
Revenues	Department of Administration	19,311.2	19,500.0	19,700.0
	Sources Total	**34,261.3**	**33,640.3**	**31,409.0**
Uses				
Non-Appropriated Expenditures	Department of Administration	20,121.0	21,931.3	21,931.3
Rent Adjustment	Department of Administration	0.0	0.0	0.2
HITF Backout	Department of Administration	0.0	0.0	(3.7)
AFIS Charges	Department of Administration	0.0	0.0	0.1
HITF Premium Increase	Department of Administration	0.0	0.0	5.0
Risk Management Adjustment	Department of Administration	0.0	0.0	(2.4)
Retirement Adjustment	Department of Administration	0.0	0.0	0.7
	Uses Total	**20,121.0**	**21,931.3**	**21,931.2**
Emergency Telecommunications Services Fund Ending Balance		**14,140.3**	**11,709.0**	**9,477.9**

Fund Number AD2177 Text to 911 Services Fund

A.R.S. § 35-142

Revenues include a transfer from the Emergency Telecommunications Services Fund and interest income. The fund is used to provide grants to political subdivision of the State for text-to-911 services.

		FY 2022	FY 2023	FY 2024
Sources				
Beginning Balance		1,090.7	901.3	732.3
Revenues	Department of Administration	4.4	1.0	0.0
	Sources Total	**1,095.1**	**902.3**	**732.3**
Uses				
Non-Appropriated Expenditures	Department of Administration	193.9	170.0	170.0
	Uses Total	**193.9**	**170.0**	**170.0**
Text to 911 Services Fund Ending Balance		**901.3**	**732.3**	**562.3**

Sources and Uses of All Major State Funds

Fund Number AD2226 Air Quality Fund

A.R.S. § 41-710.01; 49-551; 49-588

Revenues consist of fees collected from vehicle owners when registering a vehicle in the state. The fund is used for air quality research experiments and supports other air quality initiatives aimed at bringing areas of the state into accord with federal clean air standards.

		FY 2022	FY 2023	FY 2024
Sources				
Beginning Balance		2,151.9	742.4	0.0
Revenues	Department of Administration	928.2	928.0	928.2
	Sources Total	**3,080.1**	**1,670.4**	**928.2**
Uses				
Operating Expenditures/Appropriations	Department of Administration	195.8	928.0	928.0
Administrative Adjustments	Department of Administration	44.7	0.0	0.0
Residual Equity Transfer	Department of Administration	2,097.1	742.4	0.0
Fleet Charges	Department of Administration	0.0	0.0	0.2
	Uses Total	**2,337.7**	**1,670.4**	**928.2**
	Air Quality Fund Ending Balance	**742.4**	**0.0**	**0.0**

Fund Number AD2261 State Employee Travel Reduction Fund

A.R.S. § 41-101.03

Revenues from the Air Quality Fund and the Maricopa Association of Governments are used to operate a travel reduction program for the transportation of State employees between their residences and their places of work.

		FY 2022	FY 2023	FY 2024
Sources				
Beginning Balance		883.7	1,139.1	1,139.3
Revenues	Department of Administration	532.7	535.0	535.0
	Sources Total	**1,416.4**	**1,674.1**	**1,674.3**
Uses				
Non-Appropriated Expenditures	Department of Administration	277.3	534.8	534.8
Rent Adjustment	Department of Administration	0.0	0.0	0.2
HITF Backout	Department of Administration	0.0	0.0	(3.7)
AFIS Charges	Department of Administration	0.0	0.0	0.1
HITF Premium Increase	Department of Administration	0.0	0.0	5.0
Risk Management Adjustment	Department of Administration	0.0	0.0	(2.4)
Retirement Adjustment	Department of Administration	0.0	0.0	0.3
	Uses Total	**277.3**	**534.8**	**534.3**
	State Employee Travel Reduction Fund Ending Balance	**1,139.1**	**1,139.3**	**1,140.0**

Sources and Uses of All Major State Funds

Fund Number AD2338 Statewide Monument and Memorial Repair Fund

A.R.S § 41-1365

Revenues from donations, fund-raising activities, collected monies, grants, and legislative appropriations are used for the maintenance, repair, reconditioning, or relocation of monuments or memorials, and for supporting mechanical equipment in the Wesley Bolin Plaza at the Capitol Mall.

		FY 2022	FY 2023	FY 2024
Sources				
Beginning Balance		237.5	230.6	0.0
	Sources Total	**237.5**	**230.6**	**0.0**
Uses				
Operating Expenditures/Appropriations	Department of Administration	6.9	0.0	0.0
Residual Equity Transfer	Department of Administration	0.0	230.6	0.0
	Uses Total	**6.9**	**230.6**	**0.0**
Statewide Monument and Memorial Repair Fund Ending Balance		**230.6**	**0.0**	**0.0**

Fund Number AD2373 Lease to Own Debt Service School Facilities Board Fund

A.R.S. § 15-2004

Revenues to the fund are derived from General Fund appropriations to pay for debt service on lease-to-own agreements entered into for new school construction.

		FY 2022	FY 2023	FY 2024
Sources				
Beginning Balance		1,743.7	7,147.6	7,147.6
Revenues	Department of Administration	9,938.1	9,938.1	9,938.1
	Sources Total	**11,681.8**	**17,085.7**	**17,085.7**
Uses				
Non-Appropriated Expenditures	Department of Administration	4,534.2	9,938.1	9,938.1
	Uses Total	**4,534.2**	**9,938.1**	**9,938.1**
Lease to Own Debt Service School Facilities Board Fund Ending Balance		**7,147.6**	**7,147.6**	**7,147.6**

Sources and Uses of All Major State Funds

Fund Number AD2392 Building Renewal Grant Fund

A.R.S. § 41-5731

Revenues to the fund consist of legislative appropriations and are distributed as grants to school districts to fund primary building renewal projects.

		FY 2022	FY 2023	FY 2024
Sources				
Beginning Balance		79,709.0	131,767.1	0.0
Revenues	Department of Administration	146,259.0	293,084.9	199,967.9
	Sources Total	**225,968.0**	**424,852.0**	**199,967.9**
Uses				
Non-Appropriated Expenditures	Department of Administration	94,200.9	424,852.0	199,967.8
AFIS Charges	Department of Administration	0.0	0.0	0.1
	Uses Total	**94,200.9**	**424,852.0**	**199,967.9**
	Building Renewal Grant Fund Ending Balance	**131,767.1**	**0.0**	**0.0**

Fund Number AD2453 State Traffic and Parking Control Fund

A.R.S. § 41-796

The fund derives revenue from monetary penalites resulting from parking and traffic violations on State property. Monies are used to maintain parking lots and structures and to post signs and notices for the regulation of vehicles.

		FY 2022	FY 2023	FY 2024
Sources				
Beginning Balance		4.1	2.5	2.5
	Sources Total	**4.1**	**2.5**	**2.5**
Uses				
Non-Appropriated Expenditures	Department of Administration	1.6	0.0	0.0
	Uses Total	**1.6**	**0.0**	**0.0**
	State Traffic and Parking Control Fund Ending Balance	**2.5**	**2.5**	**2.5**

Fund Number AD2460 New School Facilities Fund

A.R.S. § 15-2041

Revenues to the fund are derived from appropriations by the legislature and certificate of participation proceeds. Monies are distributed in order to fund new construction of K-12 schools.

		FY 2022	FY 2023	FY 2024
Sources				
Beginning Balance		81,509.7	269,930.0	161,141.5
Revenues	Department of Administration	296,713.8	113,119.1	42,116.5
	Sources Total	**378,223.5**	**383,049.1**	**203,258.0**
Uses				
Non-Appropriated Expenditures	Department of Administration	108,293.5	221,907.6	203,258.0
	Uses Total	**108,293.5**	**221,907.6**	**203,258.0**
	New School Facilities Fund Ending Balance	**269,930.0**	**161,141.5**	**0.0**

Sources and Uses of All Major State Funds

Fund Number AD2484 Emergency Deficiencies Correction Fund

A.R.S. § 15-2022

Revenues to the fund consist of monies transferred from the Deficiencies Correction Fund or the New School Facilities Fund and are distributed to school districts for capital projects where there is a serious threat to the functioning of the school district or public safety

		FY 2022	FY 2023	FY 2024
Sources				
Beginning Balance		528.3	528.3	728.3
Revenues	Department of Administration	0.0	200.0	0.0
	Sources Total	**528.3**	**728.3**	**728.3**
Uses				
	Uses Total	**0.0**	**0.0**	**0.0**
	Emergency Deficiencies Correction Fund Ending Balance	**528.3**	**728.3**	**728.3**

Fund Number AD2500 IGA and ISA Fund

A.R.S. § 35-142

Revenues are received from and are used for the requirements of any inter-agency or inter-governmental agreements of the agency.

		FY 2022	FY 2023	FY 2024
Sources				
Beginning Balance		2,463.4	17,024.8	6.2
Revenues	Department of Administration	36,363.9	74,759.0	21,354.0
	Sources Total	**38,827.3**	**91,783.8**	**21,360.2**
Uses				
Non-Appropriated Expenditures	Department of Administration	21,802.5	91,777.6	21,344.0
HITF Backout	Department of Administration	0.0	0.0	(36.0)
AFIS Charges	Department of Administration	0.0	0.0	1.3
HITF Premium Increase	Department of Administration	0.0	0.0	48.3
Retirement Adjustment	Department of Administration	0.0	0.0	2.6
	Uses Total	**21,802.5**	**91,777.6**	**21,360.2**
	IGA and ISA Fund Ending Balance	**17,024.8**	**6.2**	**0.0**

Sources and Uses of All Major State Funds

Fund Number AD2503 ADOA Special Events Fund

A.R.S. § 35-142

Set-up fees from special events held on State property are deposited in this fund to help offset the cost of coordinating such events.

		FY 2022	FY 2023	FY 2024
Sources				
Beginning Balance		16.4	19.1	19.1
Revenues	Department of Administration	21.4	0.0	0.0
	Sources Total	**37.8**	**19.1**	**19.1**
Uses				
Non-Appropriated Expenditures	Department of Administration	18.8	0.0	0.0
	Uses Total	**18.8**	**0.0**	**0.0**
	ADOA Special Events Fund Ending Balance	**19.1**	**19.1**	**19.1**

Fund Number AD2531 State Web Portal Fund

A.R.S. § 18-421

Revenues for the fund are generated through the sale of motor vehicle records, largely to insurance companies for use in their underwriting duties. Monies in the fund may be used for web portal expenses, other information technology projects, and Government Transformation Office operations.

		FY 2022	FY 2023	FY 2024
Sources				
Beginning Balance		9,154.9	9,341.8	6,743.4
Revenues	Department of Administration	9,237.1	9,200.0	9,200.0
Revenues	Commerce Authority	0.0	0.0	0.0
	Sources Total	**18,392.0**	**18,541.8**	**15,943.4**
Uses				
Operating Expenditures/Appropriations	Department of Administration	5,982.4	6,798.4	8,465.7
Operating Expenditures/Appropriations	Commerce Authority	0.0	5,000.0	0.0
Administrative Adjustments	Department of Administration	67.7	0.0	0.0
Rent Adjustment	Department of Administration	0.0	0.0	2.3
IT Project Transfers	Department of Administration	3,000.0	0.0	0.0
HITF Backout	Department of Administration	0.0	0.0	(46.5)
ERE Corrections	Department of Administration	0.0	0.0	3.7
AFIS Charges	Department of Administration	0.0	0.0	0.1
HITF Premium Increase	Department of Administration	0.0	0.0	62.4
Fleet Charges	Department of Administration	0.0	0.0	1.9
Risk Management Adjustment	Department of Administration	0.0	0.0	(21.6)
Retirement Adjustment	Department of Administration	0.0	0.0	2.0
	Uses Total	**9,050.1**	**11,798.4**	**8,470.0**
	State Web Portal Fund Ending Balance	**9,341.8**	**6,743.4**	**7,473.4**

Sources and Uses of All Major State Funds

Fund Number AD2566 — Automation Projects Fund

A.R.S. § 41-714

The fund is used to implement, upgrade, and maintain automation and information technology projects for any State agency. Monies in the fund are continuosly appropriated.

		FY 2022	FY 2023	FY 2024
Sources				
Beginning Balance		2,017.6	17.6	17.6
Revenues	Department of Administration	0.0	0.0	20,647.8
	Sources Total	**2,017.6**	**17.6**	**20,665.4**
Uses				
IT Project Transfers	Statewide and Large Automation Projects	2,000.0	0.0	0.0
	Uses Total	**2,000.0**	**0.0**	**0.0**
	Automation Projects Fund Ending Balance	**17.6**	**17.6**	**20,665.4**

Fund Number AD2599 — Transparency Website Fund

A.R.S. § 35-142

Revenues into the fund consist of charges to local governments that utilize the State's transparency website. Uses consist of costs to maintain the transparency website for public use.

		FY 2022	FY 2023	FY 2024
Sources				
Beginning Balance		37.9	37.9	37.9
Revenues	Department of Administration	26.0	0.0	0.0
	Sources Total	**63.9**	**37.9**	**37.9**
Uses				
Non-Appropriated Expenditures	Department of Administration	26.0	0.0	0.0
	Uses Total	**26.0**	**0.0**	**0.0**
	Transparency Website Fund Ending Balance	**37.9**	**37.9**	**37.9**

Fund Number AD2975 — Title VI - Coronavirus Relief Fund

A.R.S. § 35-142

Revenue is received from the Federal Coronavirus Aid, Relief, and Economic Security Act (CARES Act) and is used for expenses related to the Coronavirus Disease 2019 (COVID–19) public health emergency.

		FY 2022	FY 2023	FY 2024
Sources				
Beginning Balance		0.0	0.0	0.0
Revenues	Department of Administration	29,098.9	0.0	0.0
	Sources Total	**29,098.9**	**0.0**	**0.0**
Uses				
Non-Appropriated Expenditures	Department of Administration	29,098.9	0.0	0.0
	Uses Total	**29,098.9**	**0.0**	**0.0**
	Title VI - Coronavirus Relief Fund Ending Balance	**0.0**	**0.0**	**0.0**

Sources and Uses of All Major State Funds

Fund Number AD2980 Governor's Emergency Education Relief Fund

A.R.S. § 35-142

Revenues are received from an inter-governmental agreement with the Department of Administration to utilize federal monies provided to the Governor's Office through the Coronavirus Aid, Relief, and Economic Security Act (CARES Act). These monies will be used to fund additional transportation Grants awards through the K-12 Transportation Grant Program.

		FY 2022	FY 2023	FY 2024
Sources				
Beginning Balance		0.0	0.0	0.0
Revenues	Department of Administration	10,531.8	3,422.1	0.0
	Sources Total	**10,531.8**	**3,422.1**	**0.0**
Uses				
Non-Appropriated Expenditures	Department of Administration	10,531.8	3,422.1	0.0
	Uses Total	**10,531.8**	**3,422.1**	**0.0**
Governor's Emergency Education Relief Fund Ending Balance		**0.0**	**0.0**	**0.0**

Fund Number AD2985 ADOA Coronavirus State and Local Fiscal Recovery Fund

A.R.S. § 35-142

Revenue is received from the American Rescue Plan Act (ARPA) and is used for expenses related to the mitigation and recovery from the Coronavirus Disease 2019 (COVID–19) public health emergency.

		FY 2022	FY 2023	FY 2024
Sources				
Beginning Balance		0.0	46,033.4	13,003.2
Revenues	Department of Administration	49,248.4	22,925.5	10,300.0
	Sources Total	**49,248.4**	**68,958.9**	**23,303.2**
Uses				
Non-Appropriated Expenditures	Department of Administration	3,215.0	55,955.7	10,300.0
Prior Committed or Obligated Expenditures	Department of Administration	0.0	0.0	13,003.2
	Uses Total	**3,215.0**	**55,955.7**	**23,303.2**
ADOA Coronavirus State and Local Fiscal Recovery Fund Ending Balance		**46,033.4**	**13,003.2**	**0.0**

Sources and Uses of All Major State Funds

Fund Number AD3015 Special Employee Health Fund

A.R.S. § 38-654

Revenues collected through health and dental insurance premiums are used to pay medical claims, dental insurance premiums, and the administrative and operating costs of the Benefits Office.

		FY 2022	FY 2023	FY 2024
Sources				
Beginning Balance		56,884.2	21,807.4	63,369.8
Revenues	Department of Administration	820,975.7	964,127.1	1,016,129.7
	Sources Total	**877,859.9**	**985,934.5**	**1,079,499.5**
Uses				
Operating Expenditures/Appropriations	Department of Administration	4,510.8	5,719.9	5,719.9
Administrative Adjustments	Department of Administration	74.7	177.3	0.0
Non-Appropriated Expenditures	Department of Administration	851,467.0	916,667.5	972,747.6
Rent Adjustment	Department of Administration	0.0	0.0	11.0
HITF Backout	Department of Administration	0.0	0.0	(103.3)
ERE Corrections	Department of Administration	0.0	0.0	5.9
AFIS Charges	Department of Administration	0.0	0.0	5.3
HITF Premium Increase	Department of Administration	0.0	0.0	138.6
Fleet Charges	Department of Administration	0.0	0.0	1.9
Risk Management Adjustment	Department of Administration	0.0	0.0	(31.3)
Retirement Adjustment	Department of Administration	0.0	0.0	3.4
	Uses Total	**856,052.5**	**922,564.7**	**978,499.0**
	Special Employee Health Fund Ending Balance	**21,807.4**	**63,369.8**	**101,000.5**

Fund Number AD3035 ERE / Benefits Administration Fund

A.R.S. § 35-142

Revenues are received from State employee and employer premium contributions for non-medical insurance benefits. Uses include operating costs of the Benefits Services Division at the Department of Administration and premiums paid to vendors for fully-insured benefit programs.

		FY 2022	FY 2023	FY 2024
Sources				
Beginning Balance		2,223.7	3,941.7	3,620.0
Revenues	Department of Administration	35,993.3	35,676.6	35,676.6
	Sources Total	**38,217.0**	**39,618.3**	**39,296.6**
Uses				
Non-Appropriated Expenditures	Department of Administration	34,275.3	35,998.3	35,998.3
AFIS Charges	Department of Administration	0.0	0.0	0.5
	Uses Total	**34,275.3**	**35,998.3**	**35,998.8**
	ERE / Benefits Administration Fund Ending Balance	**3,941.7**	**3,620.0**	**3,297.8**

Sources and Uses of All Major State Funds

Fund Number AD3076 School Safety Interoperability Fund

A.R.S. § 41-1733

Revenues consist of monies appropriated by the legislature and are distributed to any sheriff of a county that establishes a school safety pilot program.

		FY 2022	FY 2023	FY 2024
Sources				
Beginning Balance		0.0	0.0	0.0
Revenues	Department of Administration	0.0	20,000.0	0.0
	Sources Total	**0.0**	**20,000.0**	**0.0**
Uses				
Non-Appropriated Expenditures	Department of Administration	0.0	20,000.0	0.0
	Uses Total	**0.0**	**20,000.0**	**0.0**
School Safety Interoperability Fund Ending Balance		**0.0**	**0.0**	**0.0**

Fund Number AD3127 Legislative, Executive, Judicial Public Buildings Land Fund

A.R.S. § 37-525

Monies are received from the lease and sale of lands and the sale of natural products or property from lands granted to Legislative, Executive, and Judicial Public Buildings through Arizona's Enabling Act, Section 25, as well as interest on the fund. The fund is used to provide a continuous source of monies for legislative, executive, and judicial buildings in the State.

		FY 2022	FY 2023	FY 2024
Sources				
Beginning Balance		3,732.4	3,704.7	4,588.5
Revenues	Department of Administration	483.8	883.8	883.8
	Sources Total	**4,216.2**	**4,588.5**	**5,472.3**
Uses				
Non-Lapsing Authority from Prior Years	Department of Administration	511.5	0.0	0.0
	Uses Total	**511.5**	**0.0**	**0.0**
Legislative, Executive, Judicial Public Buildings Land Fund Ending Balance		**3,704.7**	**4,588.5**	**5,472.3**

Fund Number AD3211 Capitol Mall Consolidation Fund

A.R.S. § 41-792.02

This fund consists of proceeds from the sale of State-owned lands and buildings and is used for the renovation and building renewal of State-owned facilities in the Capitol Mall.

		FY 2022	FY 2023	FY 2024
Sources				
Beginning Balance		449.3	292.0	73.4
	Sources Total	**449.3**	**292.0**	**73.4**
Uses				
Operating Expenditures/Appropriations	Department of Administration	157.3	0.0	0.0
Non-Lapsing Authority from Prior Years	Department of Administration	0.0	218.6	0.0
	Uses Total	**157.3**	**218.6**	**0.0**
Capitol Mall Consolidation Fund Ending Balance		**292.0**	**73.4**	**73.4**

Sources and Uses of All Major State Funds

Fund Number AD3240 Crisis Contingency and Safety Net Fund

A.R.S. § 41-110

The fund consists of monies appropriated to the fund and monies received by the Office of the Governor from any lawful public or private source. Monies in the fund may be spent only following a state of emergency declaration by the Governor and only for the following forms of economic assistance during the state of emergency: Housing assistance, services for homeless persons, economic assistance to small businesses, food bank operations.

		FY 2022	FY 2023	FY 2024
Sources				
Beginning Balance		0.0	0.0	0.0
Revenues	Department of Administration	(8.9)	0.0	0.0
	Sources Total	**(8.9)**	**0.0**	**0.0**
Uses				
Administrative Adjustments	Department of Administration	(8.9)	0.0	0.0
	Uses Total	**(8.9)**	**0.0**	**0.0**
Crisis Contingency and Safety Net Fund Ending Balance		**0.0**	**0.0**	**0.0**

Fund Number AD3917 VW Diesel Emissions Environmental Mitigation Trust Fund

A.R.S. § 35-142

This fund receives Arizona's allocation of a settlement from a class action lawsuit with Volkswagen. The fund is used for projects and activities that will reduce diesel emissions in the state.

		FY 2022	FY 2023	FY 2024
Sources				
Beginning Balance		119.7	119.0	0.0
	Sources Total	**119.7**	**119.0**	**0.0**
Uses				
Non-Appropriated Expenditures	Department of Administration	0.8	119.0	0.0
	Uses Total	**0.8**	**119.0**	**0.0**
VW Diesel Emissions Environmental Mitigation Trust Fund Ending Balance		**119.0**	**0.0**	**0.0**

Sources and Uses of All Major State Funds

Fund Number AD4204 Motor Pool Revolving Fund

A.R.S. § 41-804

Revenues are received via charges to agencies for the use of motor pool vehicles. The fund is used to acquire, maintain, and coordinate motor pool vehicles for use by State agencies. The FY 2022 Executive Budget transfers any remaining balance at the end of FY 2021 to the Motor Vehicle Fleet Recapitalization Fund established at the Arizona Department of Transportation (ADOT), and all future revenue received will be transferred to ADOT pursuant to an interagency service agreement.

		FY 2022	FY 2023	FY 2024
Sources				
Beginning Balance		2,830.4	0.0	0.0
Revenues	Department of Administration	(2,617.1)	0.0	0.0
	Sources Total	**213.3**	**0.0**	**0.0**
Uses				
Administrative Adjustments	Department of Administration	213.3	0.0	0.0
	Uses Total	**213.3**	**0.0**	**0.0**
	Motor Pool Revolving Fund Ending Balance	**0.0**	**0.0**	**0.0**

Fund Number AD4208 Admin - Special Services Fund

A.R.S. § 35-193.02

Revenues consist of charges to State agencies for mail services or administrative and office services offered by the Central Services Bureau at the Department of Administration. The funds are used to offset the cost of operating these services.

		FY 2022	FY 2023	FY 2024
Sources				
Beginning Balance		237.8	298.9	(231.2)
Revenues	Department of Administration	1,408.8	1,427.2	1,427.2
	Sources Total	**1,646.6**	**1,726.1**	**1,196.0**
Uses				
Operating Expenditures/Appropriations	Department of Administration	619.2	1,257.3	1,257.3
Non-Appropriated Expenditures	Department of Administration	728.4	700.0	700.0
Rent Adjustment	Department of Administration	0.0	0.0	0.1
HITF Backout	Department of Administration	0.0	0.0	(29.5)
ERE Corrections	Department of Administration	0.0	0.0	0.9
AFIS Charges	Department of Administration	0.0	0.0	0.2
HITF Premium Increase	Department of Administration	0.0	0.0	39.6
Risk Management Adjustment	Department of Administration	0.0	0.0	(7.2)
Retirement Adjustment	Department of Administration	0.0	0.0	0.7
	Uses Total	**1,347.7**	**1,957.3**	**1,962.1**
	Admin - Special Services Fund Ending Balance	**298.9**	**(231.2)**	**(766.0)**

Note: Available cash is expected to be less than the appropriated spending authority in FY 2023 and FY 2024. The Department will be able to expend only the amounts of cash available each year.

Sources and Uses of All Major State Funds

Fund Number AD4213 Co-op State Purchasing Fund

A.R.S. § 35-142

Revenues to this fund are derived from a 1% administrative fee charged to vendors when co-op members utilize State contracts. Monies in the fund are used to operate and maintain the automated procurement system, to administer the membership list, and to support operations of the State Procurement Office at the Department of Administration.

		FY 2022	FY 2023	FY 2024
Sources				
Beginning Balance		4,868.7	4,366.1	2,762.8
Revenues	Department of Administration	5,324.4	5,251.1	5,302.3
	Sources Total	**10,193.1**	**9,617.2**	**8,065.1**
Uses				
Non-Appropriated Expenditures	Department of Administration	5,827.0	6,854.4	6,854.4
HITF Backout	Department of Administration	0.0	0.0	(15.7)
AFIS Charges	Department of Administration	0.0	0.0	0.1
HITF Premium Increase	Department of Administration	0.0	0.0	21.1
Risk Management Adjustment	Department of Administration	0.0	0.0	(36.1)
Retirement Adjustment	Department of Administration	0.0	0.0	3.6
	Uses Total	**5,827.0**	**6,854.4**	**6,827.4**
	Co-op State Purchasing Fund Ending Balance	**4,366.1**	**2,762.8**	**1,237.7**

Fund Number AD4214 State Surplus Materials Revolving Fund

A.R.S. § 41-2606

Revenues to this fund consist of proceeds from the sale of surplus State property. A portion of the proceeds are used by the Department of Administration to collect, store, and administer the sale of surplus property, while the remainder is returned to agency that owned the property.

		FY 2022	FY 2023	FY 2024
Sources				
Beginning Balance		2,286.2	1,331.4	816.8
Revenues	Department of Administration	3,034.0	2,550.0	2,550.0
	Sources Total	**5,320.2**	**3,881.4**	**3,366.8**
Uses				
Operating Expenditures/Appropriations	Department of Administration	1,882.0	3,064.6	3,064.6
Administrative Adjustments	Department of Administration	157.3	0.0	0.0
Rent Adjustment	Department of Administration	0.0	0.0	0.1
HITF Backout	Department of Administration	0.0	0.0	(26.1)
ERE Corrections	Department of Administration	0.0	0.0	0.9
AFIS Charges	Department of Administration	0.0	0.0	0.1
HITF Premium Increase	Department of Administration	0.0	0.0	35.0
Transfer Due to Fund Balance Cap	Department of Administration	1,949.5	0.0	0.0
Risk Management Adjustment	Department of Administration	0.0	0.0	(9.6)
Retirement Adjustment	Department of Administration	0.0	0.0	0.7
	Uses Total	**3,988.8**	**3,064.6**	**3,065.7**
	State Surplus Materials Revolving Fund Ending Balance	**1,331.4**	**816.8**	**301.1**

Sources and Uses of All Major State Funds

Fund Number AD4215 Federal Surplus Materials Revolving Fund

A.R.S. § 41-2606

Revenues to this fund consist of proceeds from the sale of surplus federal property. A portion of the proceeds are used by the Department of Administration to collect, store, and administer the sale of surplus property, while the remainder is returned to agency that owned the property.

		FY 2022	FY 2023	FY 2024
Sources				
Beginning Balance		8.8	15.0	(453.5)
Revenues	Department of Administration	6.2	0.0	0.0
	Sources Total	**15.0**	**15.0**	**(453.5)**
Uses				
Operating Expenditures/Appropriations	Department of Administration	0.0	468.5	468.5
HITF Backout	Department of Administration	0.0	0.0	(2.2)
HITF Premium Increase	Department of Administration	0.0	0.0	3.0
Fleet Charges	Department of Administration	0.0	0.0	0.4
	Uses Total	**0.0**	**468.5**	**469.6**
	Federal Surplus Materials Revolving Fund Ending Balance	**15.0**	**(453.5)**	**(923.1)**

Note: Available cash is expected to be less than the appropriated spending authority in FY 2023 and FY 2024. The Department will be able to expend only the amounts of cash available each year.

Fund Number AD4216 Risk Management Fund

A.R.S. § 41-622

Revenues consist of risk management and workers' compensation charges to all State agencies, boards, and commissions based on an actuarial risk assessment, as well as any monies recovered through litigation. This fund is used to pay claims and administrative costs for property, liability, and workers' compensation losses, and to purchase insurance coverage for losses not covered under the State's self-insured limits.

		FY 2022	FY 2023	FY 2024
Sources				
Beginning Balance		0.0	20,744.9	19,474.2
Revenues	Department of Administration	98,600.9	95,337.7	95,337.7
	Sources Total	**98,600.9**	**116,082.6**	**114,811.9**
Uses				
Operating Expenditures/Appropriations	Department of Administration	66,205.2	96,608.4	99,955.8
Administrative Adjustments	Attorney General - Department of Law	11,650.7	0.0	0.0
Rent Adjustment	Department of Administration	0.0	0.0	9.1
HITF Backout	Department of Administration	0.0	0.0	(146.4)
ERE Corrections	Department of Administration	0.0	0.0	6.6
AFIS Charges	Department of Administration	0.0	0.0	2.8
HITF Premium Increase	Department of Administration	0.0	0.0	196.4
Fleet Charges	Department of Administration	0.0	0.0	2.8
Risk Management Adjustment	Department of Administration	0.0	0.0	(40.9)
Retirement Adjustment	Department of Administration	0.0	0.0	4.3
	Uses Total	**77,855.9**	**96,608.4**	**99,990.5**
	Risk Management Fund Ending Balance	**20,744.9**	**19,474.2**	**14,821.4**

Sources and Uses of All Major State Funds

Fund Number AD4217 Cybersecurity Risk Management Fund

A.R.S. § 35-142

Revenues consist of legistlative ransfers and allocations to state agencies for premium purchases and operations of the cybersecurity risk management program.

		FY 2022	FY 2023	FY 2024
Sources				
Beginning Balance		0.0	0.0	3,037.2
Revenues	Department of Administration	0.0	24,624.4	0.0
	Sources Total	**0.0**	**24,624.4**	**3,037.2**
Uses				
Operating Expenditures/Appropriations	Department of Administration	0.0	21,587.2	23,037.2
	Uses Total	**0.0**	**21,587.2**	**23,037.2**
	Cybersecurity Risk Management Fund Ending Balance	**0.0**	**3,037.2**	**(20,000.0)**

Note: Available cash is expected to be less than the appropriated spending authority in FY 2024. The Department will be able to expend only the amounts of cash available each year.

Fund Number AD4219 Construction Insurance Fund

A.R.S. § 41-622

Revenues consist of risk management charges to all State agencies, boards, and commissions based on their estimated construction, architecture, and engineering contract expenditures, if any. This fund provides monies for property and liability losses and to purchase insurance coverage for losses not covered under self-insured limits.

		FY 2022	FY 2023	FY 2024
Sources				
Beginning Balance		19,695.7	16,837.7	15,556.9
Revenues	Department of Administration	5,990.1	6,500.0	6,500.0
	Sources Total	**25,685.9**	**23,337.7**	**22,056.9**
Uses				
Non-Appropriated Expenditures	Department of Administration	8,848.1	7,780.8	3,703.2
HITF Backout	Department of Administration	0.0	0.0	(3.5)
AFIS Charges	Department of Administration	0.0	0.0	0.1
HITF Premium Increase	Department of Administration	0.0	0.0	4.7
Risk Management Adjustment	Department of Administration	0.0	0.0	(4.8)
Retirement Adjustment	Department of Administration	0.0	0.0	0.5
	Uses Total	**8,848.1**	**7,780.8**	**3,700.2**
	Construction Insurance Fund Ending Balance	**16,837.7**	**15,556.9**	**18,356.7**

Sources and Uses of All Major State Funds

Fund Number AD4220 Arizona Financial Information System Collections Fund

A.R.S. § 41-740.01

The fund collects revenue through charges to State agencies based on the respective number of transactions conducted within the Arizona Financial Information System (AFIS), the State's electronic accounting system. Expenditures from the fund are made to maintain and operate AFIS.

		FY 2022	FY 2023	FY 2024
Sources				
Beginning Balance		2,225.4	5,096.3	2,696.3
Revenues	Department of Administration	11,425.2	13,385.1	13,905.1
	Sources Total	**13,650.6**	**18,481.4**	**16,601.4**
Uses				
Operating Expenditures/Appropriations	Department of Administration	8,476.8	13,385.1	14,442.1
Administrative Adjustments	Department of Administration	77.5	2,400.0	0.0
HITF Backout	Department of Administration	0.0	0.0	(110.0)
ERE Corrections	Department of Administration	0.0	0.0	5.3
HITF Premium Increase	Department of Administration	0.0	0.0	147.6
Risk Management Adjustment	Department of Administration	0.0	0.0	(31.3)
Retirement Adjustment	Department of Administration	0.0	0.0	3.5
	Uses Total	**8,554.4**	**15,785.1**	**14,457.2**
Arizona Financial Information System Collections Fund Ending Balance		**5,096.3**	**2,696.3**	**2,144.2**

Fund Number AD4230 Automation Operations Fund

A.R.S. § 41-711

This fund is used to provide integrated, centralized data processing services to State and other governmental agencies as authorized by Arizona statutes. Funding to support operating costs is achieved by charging a fee for each service provided.

		FY 2022	FY 2023	FY 2024
Sources				
Beginning Balance		10,746.0	6,523.7	4,016.0
Revenues	Department of Administration	27,252.8	29,060.6	29,576.9
	Sources Total	**37,998.8**	**35,584.3**	**33,592.9**
Uses				
Operating Expenditures/Appropriations	Department of Administration	25,221.8	31,568.3	29,901.0
Administrative Adjustments	Department of Administration	1,494.5	0.0	0.0
Rent Adjustment	Department of Administration	0.0	0.0	16.7
IT Project Transfers	Department of Administration	4,758.9	0.0	0.0
HITF Backout	Department of Administration	0.0	0.0	(207.5)
ERE Corrections	Department of Administration	0.0	0.0	8.4
AFIS Charges	Department of Administration	0.0	0.0	7.6
HITF Premium Increase	Department of Administration	0.0	0.0	278.4
Fleet Charges	Department of Administration	0.0	0.0	9.8
Risk Management Adjustment	Department of Administration	0.0	0.0	(170.7)
Retirement Adjustment	Department of Administration	0.0	0.0	6.0
	Uses Total	**31,475.2**	**31,568.3**	**29,849.7**
Automation Operations Fund Ending Balance		**6,523.7**	**4,016.0**	**3,743.2**

Sources and Uses of All Major State Funds

Fund Number AD4231 Telecommunications Fund

A.R.S. § 41-713

Revenues for this fund are derived from agencies in payment for services provided by the Enterprise Infrastructure and Communications Office. The fund is used to administer a statewide contract for telecommunications services and equipment.

		FY 2022	FY 2023	FY 2024
Sources				
Beginning Balance		1,214.2	1,544.3	1,482.3
Revenues	Department of Administration	1,785.0	1,752.0	1,752.0
	Sources Total	**2,999.2**	**3,296.3**	**3,234.3**
Uses				
Operating Expenditures/Appropriations	Department of Administration	1,571.5	1,814.0	1,814.0
Administrative Adjustments	Department of Administration	(116.6)	0.0	0.0
HITF Backout	Department of Administration	0.0	0.0	(38.6)
ERE Corrections	Department of Administration	0.0	0.0	1.5
HITF Premium Increase	Department of Administration	0.0	0.0	51.8
Fleet Charges	Department of Administration	0.0	0.0	0.6
Risk Management Adjustment	Department of Administration	0.0	0.0	(7.2)
Retirement Adjustment	Department of Administration	0.0	0.0	1.0
	Uses Total	**1,454.9**	**1,814.0**	**1,823.1**
	Telecommunications Fund Ending Balance	**1,544.3**	**1,482.3**	**1,411.2**

Fund Number AD5010 School Facilities Revenue Bond Debt Service Fund

A.R.S. § 15-2054

Revenues to the fund are derived from special transaction privilege taxes and are used to pay the debt service for specific revenue bond issuances for the Deficiency Corrections Program.

		FY 2022	FY 2023	FY 2024
Sources				
Beginning Balance		9,316.1	9,329.2	9,339.2
Revenues	Department of Administration	13.1	10.0	0.0
	Sources Total	**9,329.2**	**9,339.2**	**9,339.2**
Uses				
	Uses Total	**0.0**	**0.0**	**0.0**
	School Facilities Revenue Bond Debt Service Fund Ending Balance	**9,329.2**	**9,339.2**	**9,339.2**

Sources and Uses of All Major State Funds

Fund Number AD5022 School Facilities Revenue Bond Debt Fund

A.R.S. § 15-2054

Revenues to the fund are derived from special transaction privilege taxes and are used to pay the debt service for specific revenue bond issuances for the Deficiency Corrections Program

	FY 2022	FY 2023	FY 2024
Sources			
Beginning Balance	0.3	0.3	0.3
Sources Total	**0.3**	**0.3**	**0.3**
Uses			
Uses Total	**0.0**	**0.0**	**0.0**
School Facilities Revenue Bond Debt Fund Ending Balance	**0.3**	**0.3**	**0.3**

Fund Number AD5030 State School Trust Revenue Bond Debt Svc Fund

A.R.S. § 37-521

Revenues consist of monies credited to the fund from the Treasurer's Office and the State Land Department and are used to pay the debt service on State School Trust Revenue bonds

		FY 2022	FY 2023	FY 2024
Sources				
Beginning Balance		22.4	22.5	22.5
Revenues	Department of Administration	0.1	0.0	0.0
Sources Total		**22.5**	**22.5**	**22.5**
Uses				
Uses Total		**0.0**	**0.0**	**0.0**
State School Trust Revenue Bond Debt Svc Fund Ending Balance		**22.5**	**22.5**	**22.5**

Sources and Uses of All Major State Funds

Fund Number AF1107 Personnel Division Fund

A.R.S. §41-750

A pro rata charge of 0.86% of payroll from all State agencies is collected in this fund to cover the costs of personnel administration incurred by the State Personnel Board, the Governor's Office of Equal Opportunity, and the Human Resources Division in the Department of Administration.

		FY 2022	FY 2023	FY 2024
Sources				
Beginning Balance		73.0	59.1	59.1
Revenues	Governor's Office for Equal Opportunity	191.3	211.4	211.4
	Sources Total	**264.3**	**270.5**	**270.5**
Uses				
Operating Expenditures/Appropriations	Governor's Office for Equal Opportunity	141.3	211.4	211.4
HITF Backout	Governor's Office for Equal Opportunity	0.0	0.0	(3.4)
HITF Premium Increase	Governor's Office for Equal Opportunity	0.0	0.0	4.6
Transfer Due to Fund Balance Cap	Governor's Office for Equal Opportunity	63.8	0.0	0.0
Risk Management Adjustment	Governor's Office for Equal Opportunity	0.0	0.0	(0.1)
Retirement Adjustment	Governor's Office for Equal Opportunity	0.0	0.0	0.2
	Uses Total	**205.2**	**211.4**	**212.7**
	Personnel Division Fund Ending Balance	**59.1**	**59.1**	**57.8**

Fund Number AG2000 Federal Grants Fund

A.R.S. § 35-142

Revenue stems from federal grants and is to be used as specified in the grant.

		FY 2022	FY 2023	FY 2024
Sources				
Beginning Balance		1,234.4	961.1	1,064.6
Revenues	Attorney General - Department of Law	6,472.6	10,171.7	9,218.7
	Sources Total	**7,707.0**	**11,132.8**	**10,283.3**
Uses				
Non-Appropriated Expenditures	Attorney General - Department of Law	6,745.9	10,068.2	9,840.2
HITF Backout	Attorney General - Department of Law	0.0	0.0	(74.9)
AFIS Charges	Attorney General - Department of Law	0.0	0.0	0.3
HITF Premium Increase	Attorney General - Department of Law	0.0	0.0	100.5
Retirement Adjustment	Attorney General - Department of Law	0.0	0.0	(348.9)
	Uses Total	**6,745.9**	**10,068.2**	**9,517.2**
	Federal Grants Fund Ending Balance	**961.1**	**1,064.6**	**766.1**

Sources and Uses of All Major State Funds

Fund Number AG2130 Anti-Racketeering Revolving Fund - Operations

A.R.S. § 13-2314.01

Revenues include any prosecution and investigation costs recovered for the State as a result of enforcement of civil and criminal statutes pertaining to any racketeering offense. Monies in the fund may be used for the investigation and prosecution of any offense included in the definition of racketeering, funding of gang prevention programs, substance abuse prevention/education programs, and witness protection.

		FY 2022	FY 2023	FY 2024
Sources				
Beginning Balance		7,006.2	8,187.3	8,414.7
Revenues	Attorney General - Department of Law	3,689.5	2,720.0	2,720.0
	Sources Total	**10,695.7**	**10,907.3**	**11,134.7**
Uses				
Non-Appropriated Expenditures	Attorney General - Department of Law	2,508.4	2,492.6	2,492.6
HITF Backout	Attorney General - Department of Law	0.0	0.0	(33.0)
AFIS Charges	Attorney General - Department of Law	0.0	0.0	0.1
HITF Premium Increase	Attorney General - Department of Law	0.0	0.0	44.3
Retirement Adjustment	Attorney General - Department of Law	0.0	0.0	(132.1)
	Uses Total	**2,508.4**	**2,492.6**	**2,371.9**
Anti-Racketeering Revolving Fund - Operations Ending Balance		**8,187.3**	**8,414.7**	**8,762.8**

Fund Number AG2131 Anti-Racketeering Revolving Fund - Pass through

A.R.S. § 13-2314.01

Revenues include any prosecution and investigation costs recovered for the State as a result of enforcement of civil and criminal statutes pertaining to any racketeering offense. Monies in the fund may be used for the investigation and prosecution of any offense included in the definition of racketeering, funding of gang prevention programs, substance abuse prevention/education programs, and witness protection.

		FY 2022	FY 2023	FY 2024
Sources				
Beginning Balance		20,009.4	22,258.5	23,917.7
Revenues	Attorney General - Department of Law	6,189.6	5,678.4	5,678.4
	Sources Total	**26,199.0**	**27,936.9**	**29,596.1**
Uses				
Non-Appropriated Expenditures	Attorney General - Department of Law	3,940.5	4,019.2	4,019.2
	Uses Total	**3,940.5**	**4,019.2**	**4,019.2**
Anti-Racketeering Revolving Fund - Pass through Ending Balance		**22,258.5**	**23,917.7**	**25,576.9**

Sources and Uses of All Major State Funds

Fund Number AG2132 Anti-Racketeering Revolving Fund - Cases

A.R.S. § 13-2314.01

Revenues include any prosecution and investigation costs recovered for the State as a result of enforcement of civil and criminal statutes pertaining to any racketeering offense. Monies in the fund may be used for the investigation and prosecution of any offense included in the definition of racketeering, funding of gang prevention programs, substance abuse prevention/education programs, and witness protection.

		FY 2022	FY 2023	FY 2024
Sources				
Beginning Balance		1,087.8	156.1	78.1
Revenues	Attorney General - Department of Law	(494.7)	(78.0)	(78.0)
	Sources Total	**593.1**	**78.1**	**0.1**
Uses				
Non-Appropriated Expenditures	Attorney General - Department of Law	437.0	0.0	0.0
	Uses Total	**437.0**	**0.0**	**0.0**
Anti-Racketeering Revolving Fund - Cases Ending Balance		**156.1**	**78.1**	**0.1**

Fund Number AG2361 Prosecuting Attorneys' Advisory Council Training Fund

A.R.S. § 41-1830.03

Revenues are derived from 3.45% of the court penalty assessments deposited into the Criminal Justice Enhancement Fund. Monies are used exclusively for costs of training, technical assistance for prosecuting attorneys of the state and any of its political subdivisions, and expenses for the operation of the council.

		FY 2022	FY 2023	FY 2024
Sources				
Beginning Balance		115.5	1.6	0.8
Revenues	Attorney General - Department of Law	793.1	907.2	907.2
	Sources Total	**908.6**	**908.8**	**908.0**
Uses				
Non-Appropriated Expenditures	Attorney General - Department of Law	907.0	908.0	908.0
	Uses Total	**907.0**	**908.0**	**908.0**
Prosecuting Attorneys' Advisory Council Training Fund Ending Balance		**1.6**	**0.8**	**0.0**

Sources and Uses of All Major State Funds

Fund Number AG2362 Attorney General CJEF Distributions Fund

A.R.S. § 41-2401

Revenues are 10.66% of the court penalty assessments deposited into the Criminal Justice Enhancement Fund. Monies are used to enhance prosecutorial efforts of county attorneys.

		FY 2022	FY 2023	FY 2024
Sources				
Beginning Balance		942.7	494.8	247.4
Revenues	Attorney General - Department of Law	2,450.6	2,802.0	2,802.0
	Sources Total	**3,393.3**	**3,296.8**	**3,049.4**
Uses				
Non-Appropriated Expenditures	Attorney General - Department of Law	2,898.5	3,049.4	3,049.4
	Uses Total	**2,898.5**	**3,049.4**	**3,049.4**
	Attorney General CJEF Distributions Fund Ending Balance	**494.8**	**247.4**	**0.0**

Fund Number AG2500 IGA and ISA Fund

A.R.S. § 35-142

Revenues are received from and are used for the requirements of any inter-agency or inter-governmental agreements of the agency.

		FY 2022	FY 2023	FY 2024
Sources				
Beginning Balance		1,706.6	2,349.0	37.2
Revenues	Attorney General - Department of Law	29,721.1	27,374.4	33,611.1
	Sources Total	**31,427.7**	**29,723.4**	**33,648.3**
Uses				
Non-Appropriated Expenditures	Attorney General - Department of Law	29,078.7	29,686.2	33,478.5
HITF Backout	Attorney General - Department of Law	0.0	0.0	(433.4)
AFIS Charges	Attorney General - Department of Law	0.0	0.0	0.8
HITF Premium Increase	Attorney General - Department of Law	0.0	0.0	581.4
Retirement Adjustment	Attorney General - Department of Law	0.0	0.0	21.1
	Uses Total	**29,078.7**	**29,686.2**	**33,648.4**
	IGA and ISA Fund Ending Balance	**2,349.0**	**37.2**	**0.0**

Sources and Uses of All Major State Funds

Fund Number AG2540 Child and Family Advocacy Center Fund

A.R.S. § 41-191.11

Revenues are derived from appropriated funds as well as other monies such as private gifts and grants. Funds are distributed to child and family advocacy centers that apply for funding and meet certain eligibility requirements. 5% of the monies in the fund may be used for administrative costs.

		FY 2022	FY 2023	FY 2024
Sources				
Beginning Balance		100.0	100.0	50.0
Revenues	Attorney General - Department of Law	600.0	600.0	600.0
	Sources Total	**700.0**	**700.0**	**650.0**
Uses				
Non-Appropriated Expenditures	Attorney General - Department of Law	600.0	650.0	650.0
	Uses Total	**600.0**	**650.0**	**650.0**
Child and Family Advocacy Center Fund Ending Balance		**100.0**	**50.0**	**0.0**

Fund Number AG2573 Consumer Restitution and Remediation Revolving Fund - Restitution Subaccount

A.R.S. § 44-1531.02

Revenues consist of monies collected from lawsuits intended to compensate a specific, identifiable person, including the state, for economic loss resulting from violation of consumer protection laws. Monies are to be distributed to specific, identifiable persons as directed by a court order. The agency may distribute any unexpended funds in the subaccount to the Consumer Protection-Consumer Fraud Revolving Fund.

		FY 2022	FY 2023	FY 2024
Sources				
Beginning Balance		6,568.6	6,422.4	5,080.2
Revenues	Attorney General - Department of Law	5,003.4	3,681.6	3,681.6
	Sources Total	**11,572.0**	**10,104.0**	**8,761.8**
Uses				
Non-Appropriated Expenditures	Attorney General - Department of Law	5,149.6	5,023.8	5,023.8
AFIS Charges	Attorney General - Department of Law	0.0	0.0	0.1
	Uses Total	**5,149.6**	**5,023.8**	**5,023.9**
Consumer Restitution and Remediation Revolving Fund - Restitution Subaccount Ending Balance		**6,422.4**	**5,080.2**	**3,737.9**

Sources and Uses of All Major State Funds

Fund Number AG2574 Consumer Restitution and Remediation Revolving Fund - Remediation Subaccount

A.R.S. § 44-1531.02

Revenues consist of monies collected as the result of an order of a court, or as a result of a settlement or compromise, to rectify violations or alleged violations of consumer protection laws. Monies are used for programs, including consumer fraud education programs, which are intended to rectify violations or alleged violations of consumer protection laws. The agency may also use monies for administrative and operating expenses.

		FY 2022	FY 2023	FY 2024
Sources				
Beginning Balance		13,000.2	14,373.0	6,537.0
Revenues	Attorney General - Department of Law	1,901.9	1,164.0	1,164.0
	Sources Total	**14,902.1**	**15,537.0**	**7,701.0**
Uses				
Operating Expenditures/Appropriations	Attorney General - Department of Law	0.0	5,000.0	0.0
Non-Appropriated Expenditures	Attorney General - Department of Law	529.1	4,000.0	4,000.0
	Uses Total	**529.1**	**9,000.0**	**4,000.0**
	Consumer Restitution and Remediation Revolving Fund - Remediation Subaccount Ending Balance	**14,373.0**	**6,537.0**	**3,701.0**

Fund Number AG2657 Interagency Service Agreements Fund

A.R.S. §41-192

Monies in this fund are for legal services relating to interagency service agreements with state agencies and political subdivisions. Expenditures are for the costs associated with legal representation relating to the interagency service agreements.

		FY 2022	FY 2023	FY 2024
Sources				
Beginning Balance		2,130.9	2,135.5	(1,185.3)
Revenues	Attorney General - Department of Law	15,390.5	14,878.5	16,997.5
	Sources Total	**17,521.4**	**17,014.0**	**15,812.2**
Uses				
Operating Expenditures/Appropriations	Attorney General - Department of Law	14,731.2	18,199.3	18,199.3
Administrative Adjustments	Attorney General - Department of Law	654.7	0.0	0.0
ERE Corrections	Attorney General - Department of Law	0.0	0.0	47.1
Retirement Adjustment	Attorney General - Department of Law	0.0	0.0	(36.7)
	Uses Total	**15,385.9**	**18,199.3**	**18,209.7**
	Interagency Service Agreements Fund Ending Balance	**2,135.5**	**(1,185.3)**	**(2,397.5)**

Note: Available cash is expected to be less than the appropriated spending authority in FY 2023 and FY 2024. The Department will be able to spend only the amounts of cash available each year.

Sources and Uses of All Major State Funds

Fund Number AG3102 Non-Federal Grants Fund

A.R.S. § 35-149

Revenues are from non-federal grant sources. Funds are expended for the specific purposes outlined in the grant application and subsequent award.

		FY 2022	FY 2023	FY 2024
Sources				
Beginning Balance		41.0	42.9	44.1
Revenues	Attorney General - Department of Law	8.0	7.2	7.2
	Sources Total	**49.0**	**50.1**	**51.3**
Uses				
Non-Appropriated Expenditures	Attorney General - Department of Law	6.1	6.0	6.0
HITF Backout	Attorney General - Department of Law	0.0	0.0	(18.5)
HITF Premium Increase	Attorney General - Department of Law	0.0	0.0	24.8
	Uses Total	**6.1**	**6.0**	**12.3**
	Non-Federal Grants Fund Ending Balance	**42.9**	**44.1**	**39.0**

Fund Number AG3181 Court Ordered Trust Fund

A.R.S. § 35-142

Revenues are court-ordered deposits held in trust for parties to lawsuits. Monies are used to pay judgments.

		FY 2022	FY 2023	FY 2024
Sources				
Beginning Balance		4,066.5	2,063.0	387.3
Revenues	Attorney General - Department of Law	(414.7)	74.3	74.3
	Sources Total	**3,651.8**	**2,137.3**	**461.6**
Uses				
Non-Appropriated Expenditures	Attorney General - Department of Law	655.2	0.0	0.0
Non-Lapsing Authority from Prior Years	Attorney General - Department of Law	933.7	1,750.0	0.0
	Uses Total	**1,588.9**	**1,750.0**	**0.0**
	Court Ordered Trust Fund Ending Balance	**2,063.0**	**387.3**	**461.6**

Sources and Uses of All Major State Funds

Fund Number AG3211 Collection Enforcement Revolving Fund - Operating

A.R.S. §41-191.03

Revenues are from 35% of monies recovered by the Attorney General from debts owed to the state, or to any agency, board, commission, or department of the state from proceedings initiated by the Attorney General. Monies are used for expenses related to debt collection owed to the state, including reimbursement of other accounts within the department. This fund has a maximum annual carry forward balance of one-million dollars, with all excess monies being distributed per normal allocation outlined in statute.

		FY 2022	FY 2023	FY 2024
Sources				
Beginning Balance		5,501.1	1,040.9	4,450.2
Revenues	Attorney General - Department of Law	11,012.6	11,046.5	11,046.5
	Sources Total	**16,513.7**	**12,087.4**	**15,496.7**
Uses				
Operating Expenditures/Appropriations	Attorney General - Department of Law	10,730.6	7,599.3	7,599.3
Administrative Adjustments	Attorney General - Department of Law	244.1	0.0	0.0
HITF Backout	Attorney General - Department of Law	0.0	0.0	(237.2)
ERE Corrections	Attorney General - Department of Law	0.0	0.0	17.3
AFIS Charges	Attorney General - Department of Law	0.0	0.0	0.6
HITF Premium Increase	Attorney General - Department of Law	0.0	0.0	318.2
Transfer Due to Fund Balance Cap	Attorney General - Department of Law	4,498.1	37.9	3,447.2
Retirement Adjustment	Attorney General - Department of Law	0.0	0.0	(313.1)
	Uses Total	**15,472.8**	**7,637.2**	**10,832.3**
Collection Enforcement Revolving Fund - Operating Ending Balance		**1,040.9**	**4,450.2**	**4,664.4**

Fund Number AG3212 Collection Enforcement Revolving Fund - Pass Through

A.R.S. §41-191.03

Revenues are from 35% of monies recovered by the Attorney General from debts owed to the state, or to any agency, board, commission, or department of the state from proceedings initiated by the Attorney General. Monies are used for expenses related to debt collection owed to the state, including reimbursement of other accounts within the department.

		FY 2022	FY 2023	FY 2024
Sources				
Beginning Balance		75.2	2,201.2	0.0
Revenues	Attorney General - Department of Law	2,126.0	(2,201.2)	0.0
	Sources Total	**2,201.2**	**0.0**	**0.0**
Uses				
	Uses Total	**0.0**	**0.0**	**0.0**
Collection Enforcement Revolving Fund - Pass Through Ending Balance		**2,201.2**	**0.0**	**0.0**

Sources and Uses of All Major State Funds

Fund Number AG3213 Collection Enforcement Revolving Fund - Suspense

A.R.S. §41-191.03

Revenues are from 35% of monies recovered by the Attorney General from debts owed to the state, or to any agency, board, commission, or department of the state from proceedings initiated by the Attorney General. Monies are used for expenses related to debt collection owed to the state, including reimbursement of other accounts within the department.

		FY 2022	FY 2023	FY 2024
Sources				
Beginning Balance		858.4	870.9	870.9
Revenues	Attorney General - Department of Law	12.5	0.0	0.0
	Sources Total	**870.9**	**870.9**	**870.9**
Uses				
	Uses Total	**0.0**	**0.0**	**0.0**
Collection Enforcement Revolving Fund - Suspense Ending Balance		**870.9**	**870.9**	**870.9**

Fund Number AG3217 Internet Crimes Against Children Enforcement Fund

A.R.S. § 41-199

Pursuant to A.R.S. § 5-554, the fund receives $900,000 from the proceeds of lottery games that are sold from a vending machine in age-restricted areas. If the lottery games do not produce sufficient funds for the $900,000 allocation, then unclaimed lottery prize monies will be used to backfill the difference. Monies are used for the Attorney General to enter into one or more intergovernmental agreements to continue the operation of the federally recognized ICAC Task Force program that coordinates a national network of coordinated task forces that assist federal, state, local, and tribal law enforcement agencies in investigations, forensic examinations, and prosecutions related to technology-facilitated sexual exploitation of children and internet crimes against children.

		FY 2022	FY 2023	FY 2024
Sources				
Beginning Balance		2,144.2	1,860.0	960.0
Revenues	Attorney General - Department of Law	675.0	900.0	900.0
	Sources Total	**2,819.2**	**2,760.0**	**1,860.0**
Uses				
Operating Expenditures/Appropriations	Attorney General - Department of Law	0.0	900.0	900.0
Administrative Adjustments	Attorney General - Department of Law	959.2	900.0	0.0
	Uses Total	**959.2**	**1,800.0**	**900.0**
Internet Crimes Against Children Enforcement Fund Ending Balance		**1,860.0**	**960.0**	**960.0**

Sources and Uses of All Major State Funds

Fund Number AG4216 Risk Management Fund

A.R.S. § 41-622

Revenues consist of risk management and workers' compensation charges to all State agencies, boards, and commissions based on an actuarial risk assessment, as well as any monies recovered through litigation. This fund is used to pay claims and administrative costs for property, liability, and workers' compensation losses, and to purchase insurance coverage for losses not covered under the State's self-insured limits.

		FY 2022	FY 2023	FY 2024
Sources				
Beginning Balance		555.1	719.1	22.7
Revenues	Attorney General - Department of Law	10,117.3	13,308.1	13,312.4
	Sources Total	**10,672.4**	**14,027.2**	**13,335.1**
Uses				
Operating Expenditures/Appropriations	Attorney General - Department of Law	9,420.3	13,308.1	13,197.6
Administrative Adjustments	Attorney General - Department of Law	532.9	0.0	0.0
HITF Backout	Attorney General - Department of Law	0.0	0.0	(290.4)
ERE Corrections	Attorney General - Department of Law	0.0	0.0	28.7
AFIS Charges	Attorney General - Department of Law	0.0	0.0	0.1
Residual Equity Transfer	Attorney General - Department of Law	0.0	696.4	0.0
HITF Premium Increase	Attorney General - Department of Law	0.0	0.0	389.6
Retirement Adjustment	Attorney General - Department of Law	0.0	0.0	9.5
	Uses Total	**9,953.3**	**14,004.5**	**13,335.1**
	Risk Management Fund Ending Balance	**719.1**	**22.7**	**0.0**

Fund Number AG4240 Attorney General Legal Services Cost Allocation Fund

A.R.S. § 41-191.09

Revenue is received from a flat rate charged to specific agencies as specified by the General Appropriations Act and is used to provide legal services for state agencies.

		FY 2022	FY 2023	FY 2024
Sources				
Beginning Balance		0.0	154.5	(373.2)
Revenues	Attorney General - Department of Law	1,798.5	1,798.5	1,798.5
	Sources Total	**1,798.5**	**1,953.0**	**1,425.3**
Uses				
Operating Expenditures/Appropriations	Attorney General - Department of Law	1,572.5	2,326.2	2,326.2
Administrative Adjustments	Attorney General - Department of Law	71.4	0.0	0.0
HITF Backout	Attorney General - Department of Law	0.0	0.0	(61.3)
ERE Corrections	Attorney General - Department of Law	0.0	0.0	5.7
HITF Premium Increase	Attorney General - Department of Law	0.0	0.0	82.2
Retirement Adjustment	Attorney General - Department of Law	0.0	0.0	1.6
	Uses Total	**1,644.0**	**2,326.2**	**2,354.4**
	Attorney General Legal Services Cost Allocation Fund Ending Balance	**154.5**	**(373.2)**	**(929.1)**

Note: Available cash is expected to be less than the appropriated spending authority in FY 2023 and FY 2024. The Department will be able to expend only the amounts of cash available each year.

Sources and Uses of All Major State Funds

Fund Number AG5361 Motor Carrier Safety Revolving Fund

A.R.S. § 28-5203

Revenues consist of appropriations and monies received from private grants or donations. Monies in the fund are continuously appropriated to be used by the Department of Transportation, the Attorney General, and the Department of Public Safety for motor carrier safety.

	FY 2022	FY 2023	FY 2024
Sources			
Beginning Balance	46.3	46.3	46.3
Sources Total	**46.3**	**46.3**	**46.3**
Uses			
Uses Total	**0.0**	**0.0**	**0.0**
Motor Carrier Safety Revolving Fund Ending Balance	**46.3**	**46.3**	**46.3**

Fund Number AG6211 Consumer Protection - Consumer Fraud Revolving Fund

A.R.S. § 44-1531.01

Revenues include attorneys' fees, civil penalties, investigative costs, court costs recovered by the Attorney General, and fees from the regulatory sandbox program. Monies are used for consumer fraud education and for investigative and enforcement operations costs for the consumer protection division.

		FY 2022	FY 2023	FY 2024
Sources				
Beginning Balance		40,523.5	36,743.6	25,899.9
Revenues	Attorney General - Department of Law	8,697.3	13,630.8	13,630.8
	Sources Total	**49,220.8**	**50,374.4**	**39,530.7**
Uses				
Operating Expenditures/Appropriations	Attorney General - Department of Law	12,192.9	24,474.5	16,498.5
Administrative Adjustments	Attorney General - Department of Law	284.4	0.0	0.0
HITF Backout	Attorney General - Department of Law	0.0	0.0	(130.0)
ERE Corrections	Attorney General - Department of Law	0.0	0.0	46.2
AFIS Charges	Attorney General - Department of Law	0.0	0.0	0.2
HITF Premium Increase	Attorney General - Department of Law	0.0	0.0	174.4
Retirement Adjustment	Attorney General - Department of Law	0.0	0.0	(645.9)
	Uses Total	**12,477.2**	**24,474.5**	**15,943.4**
Consumer Protection - Consumer Fraud Revolving Fund Ending Balance		**36,743.6**	**25,899.9**	**23,587.3**

Sources and Uses of All Major State Funds

Fund Number AG6212 Consumer Protection - Consumer Fraud Revolving Fund - Restricted

A.R.S. § 44-1531.01

Revenues include attorneys' fees, civil penalties, investigative costs, court costs recovered by the Attorney General, and fees from the regulatory sandbox program. Monies are used for consumer fraud education and for investigative and enforcement operations costs for the consumer protection division.

	FY 2022	FY 2023	FY 2024
Sources			
Beginning Balance	976.8	976.8	976.8
Sources Total	**976.8**	**976.8**	**976.8**
Uses			
Uses Total	**0.0**	**0.0**	**0.0**
Consumer Protection - Consumer Fraud Revolving Fund - Restricted Ending Balance	**976.8**	**976.8**	**976.8**

Fund Number AG6311 Antitrust Enforcement Revolving Fund

A.R.S. §41-191.02

Revenues come from monies recovered for the State as a result of the enforcement of state or federal statutes pertaining to antitrust, restraint of trade, or price-fixing activities or conspiracies. The fund can be used for costs and expenses of antitrust enforcement, excluding attorney compensation and/or employment.

		FY 2022	FY 2023	FY 2024
Sources				
Beginning Balance		1,958.9	1,172.5	799.8
Revenues	Attorney General - Department of Law	0.3	86.4	86.4
	Sources Total	**1,959.2**	**1,258.9**	**886.2**
Uses				
Operating Expenditures/Appropriations	Attorney General - Department of Law	781.1	161.4	161.4
Administrative Adjustments	Attorney General - Department of Law	5.5	0.0	0.0
HITF Backout	Attorney General - Department of Law	0.0	0.0	(3.4)
ERE Corrections	Attorney General - Department of Law	0.0	0.0	0.3
HITF Premium Increase	Attorney General - Department of Law	0.0	0.0	4.6
Retirement Adjustment	Attorney General - Department of Law	0.0	0.0	0.2
Non-Lapsing Authority from Prior Years	Attorney General - Department of Law	0.0	297.7	0.0
	Uses Total	**786.7**	**459.1**	**163.1**
	Antitrust Enforcement Revolving Fund Ending Balance	**1,172.5**	**799.8**	**723.2**

Sources and Uses of All Major State Funds

Fund Number AG7361 Criminal Case Processing Fund

A.R.S. § 41-2421

Fund revenues are received from the State Treasurer for 0.35% share of a 7% surcharge on criminal, motor vehicle, and game and fish statute violations, and a portion of redirected court collections. Funds are used for the processing of criminal cases.

		FY 2022	FY 2023	FY 2024
Sources				
Beginning Balance		179.6	179.9	118.8
Revenues	Attorney General - Department of Law	53.8	57.6	57.6
	Sources Total	**233.4**	**237.5**	**176.4**
Uses				
Non-Appropriated Expenditures	Attorney General - Department of Law	53.5	118.7	118.7
Retirement Adjustment	Attorney General - Department of Law	0.0	0.0	0.1
	Uses Total	**53.5**	**118.7**	**118.8**
	Criminal Case Processing Fund Ending Balance	**179.9**	**118.8**	**57.6**

Fund Number AG7511 Victims Rights Fund

A.R.S. § 41-191.08

Revenues consist of a $9 penalty on civil and criminal violations. Monies used for state and local entities that provide vicitims' rights services and assistance.

		FY 2022	FY 2023	FY 2024
Sources				
Beginning Balance		1,224.6	1,388.8	986.1
Revenues	Attorney General - Department of Law	2,100.5	3,410.0	2,010.0
	Sources Total	**3,325.1**	**4,798.8**	**2,996.1**
Uses				
Operating Expenditures/Appropriations	Attorney General - Department of Law	1,920.6	3,812.7	3,812.7
Administrative Adjustments	Attorney General - Department of Law	15.6	0.0	0.0
HITF Backout	Attorney General - Department of Law	0.0	0.0	(6.3)
ERE Corrections	Attorney General - Department of Law	0.0	0.0	1.4
AFIS Charges	Attorney General - Department of Law	0.0	0.0	0.1
HITF Premium Increase	Attorney General - Department of Law	0.0	0.0	8.5
Retirement Adjustment	Attorney General - Department of Law	0.0	0.0	0.5
	Uses Total	**1,936.2**	**3,812.7**	**3,816.9**
	Victims Rights Fund Ending Balance	**1,388.8**	**986.1**	**(820.7)**

Note: Available cash is expected to be less than the appropriated spending authority in FY 2024. The Department will be able to expend only the amounts of cash available each year.

Sources and Uses of All Major State Funds

Fund Number AG9001 Indirect Cost Recovery Fund

A.R.S. § 35-142

Revenues are federal grant monies and other appropriated and non-appropriated funds. Monies are used to pay administrative costs not directly attributable to any single agency program.

		FY 2022	FY 2023	FY 2024
Sources				
Beginning Balance		7,025.0	8,274.8	6,583.3
Revenues	Attorney General - Department of Law	11,382.7	12,224.4	13,263.6
	Sources Total	**18,407.7**	**20,499.2**	**19,846.9**
Uses				
Non-Appropriated Expenditures	Attorney General - Department of Law	10,132.9	13,915.9	13,915.9
HITF Backout	Attorney General - Department of Law	0.0	0.0	(83.7)
AFIS Charges	Attorney General - Department of Law	0.0	0.0	0.2
HITF Premium Increase	Attorney General - Department of Law	0.0	0.0	112.3
Retirement Adjustment	Attorney General - Department of Law	0.0	0.0	5.8
	Uses Total	**10,132.9**	**13,915.9**	**13,950.5**
	Indirect Cost Recovery Fund Ending Balance	**8,274.8**	**6,583.3**	**5,896.4**

Fund Number AG9006 Private Funds Contributions and Suspense Fund

A.R.S. § 35-149

Revenues are from private funds or contributions available for the purpose of defraying expenses or work done, other receipts which may be subject to refund or return to the sender, or receipts which have not yet accrued to the State. All disbursements from the fund shall be made on warrants or electronic funds transfer vouchers of the Department of Administration.

		FY 2022	FY 2023	FY 2024
Sources				
Beginning Balance		18,402.0	13,439.6	15,125.6
Revenues	Attorney General - Department of Law	(4,962.4)	1,686.0	1,686.0
	Sources Total	**13,439.6**	**15,125.6**	**16,811.6**
Uses				
	Uses Total	**0.0**	**0.0**	**0.0**
	Private Funds Contributions and Suspense Fund Ending Balance	**13,439.6**	**15,125.6**	**16,811.6**

Sources and Uses of All Major State Funds

Fund Number AH1239 Agricultural Consulting and Training Fund

A.R.S. § 5-113(J)

Revenues were previously received from proceeds from dog and horse racing and the sale of abandoned property, and used for on-site visits to establishments and for consultation, interpreting, and applying alternative methods of complying with statutes, rules, regulations, and standards relating to compliance.

		FY 2022	FY 2023	FY 2024
Sources				
Beginning Balance		19.3	14.9	7.5
	Sources Total	**19.3**	**14.9**	**7.5**
Uses				
Non-Appropriated Expenditures	Department of Agriculture	4.4	7.4	7.2
Rent Adjustment	Department of Agriculture	0.0	0.0	0.3
	Uses Total	**4.4**	**7.4**	**7.5**
Agricultural Consulting and Training Fund Ending Balance		**14.9**	**7.5**	**0.0**

Fund Number AH2000 Federal Grants Fund

A.R.S. § 35-142

Revenues are received from the Federal Government in exchange for participation in Federal programs and policies. This includes USDA meat inspection regulation enforcement, hazardous plant pests eradication, increasing consumption of specialty crops, and studies of threatened and endangered species.

		FY 2022	FY 2023	FY 2024
Sources				
Beginning Balance		4.1	15.3	14.5
Revenues	Department of Agriculture	4,151.2	7,364.2	7,365.0
	Sources Total	**4,155.3**	**7,379.5**	**7,379.5**
Uses				
Non-Appropriated Expenditures	Department of Agriculture	4,140.0	7,365.0	7,357.5
Rent Adjustment	Department of Agriculture	0.0	0.0	0.5
HITF Backout	Department of Agriculture	0.0	0.0	(56.5)
AFIS Charges	Department of Agriculture	0.0	0.0	0.2
HITF Premium Increase	Department of Agriculture	0.0	0.0	75.8
Risk Management Adjustment	Department of Agriculture	0.0	0.0	0.6
Retirement Adjustment	Department of Agriculture	0.0	0.0	1.4
	Uses Total	**4,140.0**	**7,365.0**	**7,379.5**
Federal Grants Fund Ending Balance		**15.3**	**14.5**	**0.0**

Sources and Uses of All Major State Funds

Fund Number AH2012 Commercial Feed Fund

A.R.S. § 3-2607

Revenues are received from inspection fees and fees on feed manufacturers and distributors and used for enforcing animal feed content and labeling laws.

		FY 2022	FY 2023	FY 2024
Sources				
Beginning Balance		859.1	1,028.2	1,076.0
Revenues	Department of Agriculture	404.8	377.8	377.8
	Sources Total	**1,263.9**	**1,406.0**	**1,453.8**
Uses				
Non-Appropriated Expenditures	Department of Agriculture	235.7	330.0	330.0
Rent Adjustment	Department of Agriculture	0.0	0.0	0.3
HITF Backout	Department of Agriculture	0.0	0.0	(5.1)
AFIS Charges	Department of Agriculture	0.0	0.0	0.1
HITF Premium Increase	Department of Agriculture	0.0	0.0	6.8
Risk Management Adjustment	Department of Agriculture	0.0	0.0	0.2
Retirement Adjustment	Department of Agriculture	0.0	0.0	0.2
	Uses Total	**235.7**	**330.0**	**332.5**
	Commercial Feed Fund Ending Balance	**1,028.2**	**1,076.0**	**1,121.2**

Fund Number AH2022 State Egg Inspection Fund

A.R.S. § 3-717

Revenues are received from inspection fees of not more than three mills per dozen on shell eggs and three mills per pound on eggs sold for human consumption within this state and used for regulating egg production facilities and egg product handling to protect public health and to ensure product quality.

		FY 2022	FY 2023	FY 2024
Sources				
Beginning Balance		801.6	1,197.5	1,149.5
Revenues	Department of Agriculture	1,998.2	1,821.6	1,821.6
	Sources Total	**2,799.8**	**3,019.1**	**2,971.1**
Uses				
Non-Appropriated Expenditures	Department of Agriculture	1,602.3	1,869.6	1,869.6
Rent Adjustment	Department of Agriculture	0.0	0.0	0.4
HITF Backout	Department of Agriculture	0.0	0.0	(32.8)
AFIS Charges	Department of Agriculture	0.0	0.0	0.1
HITF Premium Increase	Department of Agriculture	0.0	0.0	44.0
Risk Management Adjustment	Department of Agriculture	0.0	0.0	1.6
Retirement Adjustment	Department of Agriculture	0.0	0.0	1.5
	Uses Total	**1,602.3**	**1,869.6**	**1,884.4**
	State Egg Inspection Fund Ending Balance	**1,197.5**	**1,149.5**	**1,086.7**

Sources and Uses of All Major State Funds

Fund Number AH2050 Pest Management Trust Fund

A.R.S. § 3-3604

Revenues are received from licensing fees and Termite Action Report Form fees and used for licensing and regulating professional pest control companies.

		FY 2022	FY 2023	FY 2024
Sources				
Beginning Balance		2,356.2	2,367.4	2,127.6
Revenues	Department of Agriculture	1,430.2	1,416.0	1,416.0
	Sources Total	**3,786.4**	**3,783.4**	**3,543.6**
Uses				
Non-Appropriated Expenditures	Department of Agriculture	1,419.0	1,655.8	1,655.8
HITF Backout	Department of Agriculture	0.0	0.0	(37.8)
AFIS Charges	Department of Agriculture	0.0	0.0	0.1
HITF Premium Increase	Department of Agriculture	0.0	0.0	50.7
Risk Management Adjustment	Department of Agriculture	0.0	0.0	1.4
Retirement Adjustment	Department of Agriculture	0.0	0.0	1.4
	Uses Total	**1,419.0**	**1,655.8**	**1,671.6**
	Pest Management Trust Fund Ending Balance	**2,367.4**	**2,127.6**	**1,872.0**

Fund Number AH2051 Pesticide Fund

A.R.S. § 3-350

Revenues are received from registration fees on pesticides that are distributed in the state and used for regulating pesticide handlers enforcing pesticide labeling and use laws.

		FY 2022	FY 2023	FY 2024
Sources				
Beginning Balance		1,169.1	1,336.6	1,290.4
Revenues	Department of Agriculture	376.8	357.4	331.5
	Sources Total	**1,545.9**	**1,694.0**	**1,621.9**
Uses				
Non-Appropriated Expenditures	Department of Agriculture	209.3	403.6	403.6
Rent Adjustment	Department of Agriculture	0.0	0.0	0.3
HITF Backout	Department of Agriculture	0.0	0.0	(5.3)
AFIS Charges	Department of Agriculture	0.0	0.0	0.1
HITF Premium Increase	Department of Agriculture	0.0	0.0	7.1
Risk Management Adjustment	Department of Agriculture	0.0	0.0	0.2
Retirement Adjustment	Department of Agriculture	0.0	0.0	0.2
	Uses Total	**209.3**	**403.6**	**406.2**
	Pesticide Fund Ending Balance	**1,336.6**	**1,290.4**	**1,215.7**

Sources and Uses of All Major State Funds

Fund Number AH2054 Dangerous Plants, Pests and Diseases Fund

A.R.S. § 3-214.01

Revenues are received from inspection fees and reimbursement grants and used for controling, suppressing, and/or eradicating noxious weeds and plant pests and diseases.

		FY 2022	FY 2023	FY 2024
Sources				
Beginning Balance		75.0	167.6	176.6
Revenues	Department of Agriculture	105.2	99.0	99.0
	Sources Total	**180.2**	**266.6**	**275.6**
Uses				
Non-Appropriated Expenditures	Department of Agriculture	12.6	90.0	90.0
Retirement Adjustment	Department of Agriculture	0.0	0.0	0.1
	Uses Total	**12.6**	**90.0**	**90.1**
Dangerous Plants, Pests and Diseases Fund Ending Balance		**167.6**	**176.6**	**185.5**

Fund Number AH2064 Seed Law Fund

A.R.S. § 3-234

Revenues are received from license fees on seed dealers and labelers and used for enforcing seed sale and labeling laws.

		FY 2022	FY 2023	FY 2024
Sources				
Beginning Balance		302.6	298.2	312.9
Revenues	Department of Agriculture	80.2	103.0	103.0
	Sources Total	**382.8**	**401.2**	**415.9**
Uses				
Non-Appropriated Expenditures	Department of Agriculture	84.6	88.3	88.3
Rent Adjustment	Department of Agriculture	0.0	0.0	0.1
HITF Backout	Department of Agriculture	0.0	0.0	(1.9)
HITF Premium Increase	Department of Agriculture	0.0	0.0	2.5
Retirement Adjustment	Department of Agriculture	0.0	0.0	0.1
	Uses Total	**84.6**	**88.3**	**89.1**
Seed Law Fund Ending Balance		**298.2**	**312.9**	**326.7**

Sources and Uses of All Major State Funds

Fund Number AH2065 Livestock Custody Fund

A.R.S. § 3-1377

Revenues are received from reimbursements to the Department of Agriculture for expenses incurred in the handling, feeding, care, and auctioning of livestock that are stray or seized and used for costs associated with the seizure of livestock when ownership is questionable.

		FY 2022	FY 2023	FY 2024
Sources				
Beginning Balance		143.1	118.8	71.0
Revenues	Department of Agriculture	21.2	21.2	21.2
	Sources Total	**164.3**	**140.0**	**92.2**
Uses				
Non-Appropriated Expenditures	Department of Agriculture	45.5	69.0	69.0
HITF Backout	Department of Agriculture	0.0	0.0	(1.1)
HITF Premium Increase	Department of Agriculture	0.0	0.0	1.5
	Uses Total	**45.5**	**69.0**	**69.4**
	Livestock Custody Fund Ending Balance	**118.8**	**71.0**	**22.8**

Fund Number AH2081 Fertilizer Materials Fund

A.R.S. § 3-269

Revenues are received from license fees on commercial fertilizer manufacturers and inspection fees on fertilizers distributed in the state and used for enforcing laws related to fertilizer products.

		FY 2022	FY 2023	FY 2024
Sources				
Beginning Balance		967.4	829.8	834.9
Revenues	Department of Agriculture	379.2	407.4	407.4
	Sources Total	**1,346.6**	**1,237.2**	**1,242.3**
Uses				
Non-Appropriated Expenditures	Department of Agriculture	516.8	402.3	402.3
Rent Adjustment	Department of Agriculture	0.0	0.0	0.3
HITF Backout	Department of Agriculture	0.0	0.0	(8.1)
AFIS Charges	Department of Agriculture	0.0	0.0	0.1
HITF Premium Increase	Department of Agriculture	0.0	0.0	10.9
Risk Management Adjustment	Department of Agriculture	0.0	0.0	0.3
Retirement Adjustment	Department of Agriculture	0.0	0.0	0.3
	Uses Total	**516.8**	**402.3**	**406.1**
	Fertilizer Materials Fund Ending Balance	**829.8**	**834.9**	**836.2**

Sources and Uses of All Major State Funds

Fund Number AH2083 Beef Council Fund

A.R.S. § 3-1236

Revenues are received from an amount not to exceed one dollar per head on cattle that is collected from producers when brand inspections are done and used for promotion of beef and beef products and development of new markets through such promotion.

		FY 2022	FY 2023	FY 2024
Sources				
Beginning Balance		95.5	104.5	18.4
Revenues	Department of Agriculture	323.1	313.9	400.0
	Sources Total	**418.6**	**418.4**	**418.4**
Uses				
Non-Appropriated Expenditures	Department of Agriculture	314.1	400.0	400.0
	Uses Total	**314.1**	**400.0**	**400.0**
	Beef Council Fund Ending Balance	**104.5**	**18.4**	**18.4**

Fund Number AH2113 Arizona Federal-State Inspection Fund

A.R.S. § 3-499

Revenues are received from fees for shipping point and terminal market inspections of fresh fruit, vegetables, and other products at the Nogales port of entry pursuant to a cooperative agreement with the United States Department of Agriculture, and used for work conducted under, and related expenses prescribed by, the cooperative agreement.

		FY 2022	FY 2023	FY 2024
Sources				
Beginning Balance		8,423.0	12,669.9	14,522.5
Revenues	Department of Agriculture	10,591.2	10,071.0	10,071.0
	Sources Total	**19,014.2**	**22,740.9**	**24,593.5**
Uses				
Non-Appropriated Expenditures	Department of Agriculture	6,344.3	8,218.4	8,218.4
Rent Adjustment	Department of Agriculture	0.0	0.0	0.3
HITF Backout	Department of Agriculture	0.0	0.0	(42.2)
AFIS Charges	Department of Agriculture	0.0	0.0	0.2
HITF Premium Increase	Department of Agriculture	0.0	0.0	56.6
Risk Management Adjustment	Department of Agriculture	0.0	0.0	2.7
Retirement Adjustment	Department of Agriculture	0.0	0.0	5.4
	Uses Total	**6,344.3**	**8,218.4**	**8,241.4**
	Arizona Federal-State Inspection Fund Ending Balance	**12,669.9**	**14,522.5**	**16,352.0**

Sources and Uses of All Major State Funds

Fund Number AH2138 Nuclear Emergency Management Fund

A.R.S. § 26-306.02

Revenues are received from an assessment levied against a consortium of corporations that operate the Palo Verde Nuclear Generating Station and used for the development and maintenance of a state plan for off-site response to an emergency caused by an accident at a nuclear generating station, and to provide for the preparation of radiological emergency response plans.

		FY 2022	FY 2023	FY 2024
Sources				
Beginning Balance		104.6	87.2	87.2
Revenues	Department of Agriculture	280.5	280.5	280.5
	Sources Total	**385.1**	**367.7**	**367.7**
Uses				
Operating Expenditures/Appropriations	Department of Agriculture	280.5	280.5	280.5
Administrative Adjustments	Department of Agriculture	17.4	0.0	0.0
ERE Corrections	Department of Agriculture	0.0	0.0	0.7
Risk Management Adjustment	Department of Agriculture	0.0	0.0	0.2
Retirement Adjustment	Department of Agriculture	0.0	0.0	0.3
	Uses Total	**297.9**	**280.5**	**281.7**
	Nuclear Emergency Management Fund Ending Balance	**87.2**	**87.2**	**86.0**

Fund Number AH2201 Arizona Grain Research Fund

A.R.S. § 3-590

Revenues are received from assessments on commercial grain sales and used for supporting promotional and research activities between the Grain Council and public or private organizations.

		FY 2022	FY 2023	FY 2024
Sources				
Beginning Balance		85.6	110.8	105.0
Revenues	Department of Agriculture	96.9	91.2	91.2
	Sources Total	**182.5**	**202.0**	**196.2**
Uses				
Non-Appropriated Expenditures	Department of Agriculture	71.7	97.0	97.0
	Uses Total	**71.7**	**97.0**	**97.0**
	Arizona Grain Research Fund Ending Balance	**110.8**	**105.0**	**99.2**

Sources and Uses of All Major State Funds

Fund Number AH2226 Air Quality Fund

A.R.S. § 49-551

Revenues are received from fees collected from vehicle owners when registering a vehicle in the state and used for air quality research experiments and supports other air quality initiatives aimed at bringing areas of the state into accord with federal clean air standards.

		FY 2022	FY 2023	FY 2024
Sources				
Beginning Balance		10.6	28.2	0.0
Revenues	Department of Agriculture	1,454.1	1,597.8	1,622.8
	Sources Total	**1,464.7**	**1,626.0**	**1,622.8**
Uses				
Operating Expenditures/Appropriations	Department of Agriculture	1,433.5	1,597.8	1,597.8
Administrative Adjustments	Department of Agriculture	3.0	28.2	0.0
HITF Backout	Department of Agriculture	0.0	0.0	(61.3)
ERE Corrections	Department of Agriculture	0.0	0.0	2.3
HITF Premium Increase	Department of Agriculture	0.0	0.0	82.2
Risk Management Adjustment	Department of Agriculture	0.0	0.0	0.9
Retirement Adjustment	Department of Agriculture	0.0	0.0	0.9
	Uses Total	**1,436.5**	**1,626.0**	**1,622.8**
	Air Quality Fund Ending Balance	**28.2**	**0.0**	**0.0**

Fund Number AH2259 Iceberg Lettuce Fund

A.R.S. § 3-526.06

Revenues are received from assessments on iceberg lettuce that is prepared for market and used for supporting research, development, and survey programs concerning varietal development on iceberg lettuce.

		FY 2022	FY 2023	FY 2024
Sources				
Beginning Balance		42.4	28.1	28.1
Revenues	Department of Agriculture	81.7	75.0	75.0
	Sources Total	**124.1**	**103.1**	**103.1**
Uses				
Non-Appropriated Expenditures	Department of Agriculture	96.0	75.0	75.0
	Uses Total	**96.0**	**75.0**	**75.0**
	Iceberg Lettuce Fund Ending Balance	**28.1**	**28.1**	**28.1**

Sources and Uses of All Major State Funds

Fund Number AH2260 Citrus, Fruit and Vegetable Revolving Fund

A.R.S. § 3-447

Revenues are received from dealer and shipper licenses and assessments against each shipper in an amount of not more than one and one-fourth cents per standard carton, or the equivalent weight, of each kind of fruit and vegetable including citrus shipped, regulated, and used for inspecting produce before and after harvesting to ensure that marketed products meet both standards of quality and packaging requirements.

		FY 2022	FY 2023	FY 2024
Sources				
Beginning Balance		171.4	77.8	30.4
Revenues	Department of Agriculture	185.7	324.3	341.4
	Sources Total	**357.1**	**402.1**	**371.8**
Uses				
Non-Appropriated Expenditures	Department of Agriculture	279.3	371.7	368.3
Rent Adjustment	Department of Agriculture	0.0	0.0	0.4
HITF Backout	Department of Agriculture	0.0	0.0	(7.3)
AFIS Charges	Department of Agriculture	0.0	0.0	0.1
HITF Premium Increase	Department of Agriculture	0.0	0.0	9.8
Risk Management Adjustment	Department of Agriculture	0.0	0.0	0.2
Retirement Adjustment	Department of Agriculture	0.0	0.0	0.3
	Uses Total	**279.3**	**371.7**	**371.8**
Citrus, Fruit and Vegetable Revolving Fund Ending Balance		**77.8**	**30.4**	**0.0**

Fund Number AH2297 Aquaculture Fund

A.R.S. § 3-2913

Revenues are received from licensing fees for facilities where aquatic organisms are raised, such as fish hatcheries, and used for regulating the aquaculture industry.

		FY 2022	FY 2023	FY 2024
Sources				
Beginning Balance		49.0	43.8	38.5
Revenues	Department of Agriculture	4.6	4.6	4.6
	Sources Total	**53.6**	**48.4**	**43.1**
Uses				
Non-Appropriated Expenditures	Department of Agriculture	9.8	9.9	9.9
Retirement Adjustment	Department of Agriculture	0.0	0.0	0.1
	Uses Total	**9.8**	**9.9**	**10.0**
Aquaculture Fund Ending Balance		**43.8**	**38.5**	**33.1**

Sources and Uses of All Major State Funds

Fund Number AH2298 Arizona Protected Native Plant Fund

A.R.S. § 3-913

Revenues are received from fees for issuing permits, tags, and seals from landowners moving protected plants and used for administering the native plants program, which regulates the traffic in Arizona plants and prosecutes violators.

		FY 2022	FY 2023	FY 2024
Sources				
Beginning Balance		13.6	15.1	22.3
Revenues	Department of Agriculture	54.6	66.8	66.8
	Sources Total	**68.2**	**81.9**	**89.1**
Uses				
Non-Appropriated Expenditures	Department of Agriculture	53.1	59.6	59.6
HITF Backout	Department of Agriculture	0.0	0.0	(1.2)
HITF Premium Increase	Department of Agriculture	0.0	0.0	1.6
Retirement Adjustment	Department of Agriculture	0.0	0.0	0.1
	Uses Total	**53.1**	**59.6**	**60.1**
	Arizona Protected Native Plant Fund Ending Balance	**15.1**	**22.3**	**29.0**

Fund Number AH2299 Arizona Citrus Research Council Fund

A.R.S. § 3-468.06

Revenues are received from assessments of not more than $0.05 per standard carton or forty pounds of equivalent weight in bulk bins of citrus produced and used for supporting research, development, and programs concerning varietal development, eradication of citrus pests, and other programs necessary for production, harvesting, and hauling from field to market.

		FY 2022	FY 2023	FY 2024
Sources				
Beginning Balance		0.5	59.8	60.3
Revenues	Department of Agriculture	126.4	80.5	80.5
	Sources Total	**126.9**	**140.3**	**140.8**
Uses				
Non-Appropriated Expenditures	Department of Agriculture	67.1	80.0	80.0
	Uses Total	**67.1**	**80.0**	**80.0**
	Arizona Citrus Research Council Fund Ending Balance	**59.8**	**60.3**	**60.8**

Sources and Uses of All Major State Funds

Fund Number AH2368 Leafy Green Marketing Committee Fund

A.R.S. § 3-417

Revenues are received from assessments on commodities in the Arizona Leafy Green Product Shipper Marketing Agreement and used for ensuring compliance with accepted food safety practices.

		FY 2022	FY 2023	FY 2024
Sources				
Beginning Balance		224.1	232.7	272.5
Revenues	Department of Agriculture	502.4	511.4	511.4
	Sources Total	**726.5**	**744.1**	**783.9**
Uses				
Non-Appropriated Expenditures	Department of Agriculture	493.8	471.6	471.6
	Uses Total	**493.8**	**471.6**	**471.6**
	Leafy Green Marketing Committee Fund Ending Balance	**232.7**	**272.5**	**312.3**

Fund Number AH2371 Produce Safety Trust Fund

A.R.S. § 3-525.02

Revenues are received from civil penalties of not more than $1,000 for violations of the Food Safety Modernization Act Produce Safety Rules.

		FY 2022	FY 2023	FY 2024
Sources				
Beginning Balance		0.0	1.0	1.0
Revenues	Department of Agriculture	1.0	0.0	0.0
	Sources Total	**1.0**	**1.0**	**1.0**
	Produce Safety Trust Fund Ending Balance	**1.0**	**1.0**	**1.0**

Fund Number AH2372 Industrial Hemp Trust Fund

A.R.S. § 3-315

Revenues are received from licensing fees and fees for inspecting industrial hemp and used for supporting the Industrial Hemp Program.

		FY 2022	FY 2023	FY 2024
Sources				
Beginning Balance		811.4	587.2	315.7
Revenues	Department of Agriculture	99.4	85.5	79.0
	Sources Total	**910.8**	**672.7**	**394.7**
Uses				
Non-Appropriated Expenditures	Department of Agriculture	323.6	357.0	357.0
Retirement Adjustment	Department of Agriculture	0.0	0.0	0.2
	Uses Total	**323.6**	**357.0**	**357.2**
	Industrial Hemp Trust Fund Ending Balance	**587.2**	**315.7**	**37.5**

Sources and Uses of All Major State Funds

Fund Number AH2374 Livestock Operator Fire and Flood Assistance Fund

A.R.S. § 3-109.03

Revenues are received from federal monies, legislative appropriations, public and private grants, and private donations and used for providing grant monies to landowners and lessees of a livestock operation for infrastructure projects.

		FY 2022	FY 2023	FY 2024
Sources				
Beginning Balance		0.0	0.0	6,893.9
Revenues	Department of Agriculture	0.0	10,000.0	0.0
	Sources Total	**0.0**	**10,000.0**	**6,893.9**
Uses				
Non-Appropriated Expenditures	Department of Agriculture	0.0	3,106.1	3,106.1
	Uses Total	**0.0**	**3,106.1**	**3,106.1**
Livestock Operator Fire and Flood Assistance Fund Ending Balance		**0.0**	**6,893.9**	**3,787.8**

Fund Number AH2378 Livestock and Crop Conservation Fund

A.R.S. § 41-511.23

Revenues are received from prior deposits from the General Fund and used for providing grants for agricultural and grazing conservation management.

		FY 2022	FY 2023	FY 2024
Sources				
Beginning Balance		242.9	216.4	108.2
Revenues	Department of Agriculture	1.3	1.0	1.0
	Sources Total	**244.2**	**217.4**	**109.2**
Uses				
Non-Appropriated Expenditures	Department of Agriculture	27.8	109.2	108.9
Rent Adjustment	Department of Agriculture	0.0	0.0	0.1
HITF Backout	Department of Agriculture	0.0	0.0	(0.5)
HITF Premium Increase	Department of Agriculture	0.0	0.0	0.7
Retirement Adjustment	Department of Agriculture	0.0	0.0	0.1
	Uses Total	**27.8**	**109.2**	**109.3**
Livestock and Crop Conservation Fund Ending Balance		**216.4**	**108.2**	**0.0**

Sources and Uses of All Major State Funds

Fund Number AH2436 Agriculture Administrative Support Fund

A.R.S. § 3-108

Revenues are received from the Agricultural Employment Relations Board (AERB), Arizona Citrus Research Council, Arizona Grain Research and Promotion Council, and Arizona Iceberg Lettuce Research Council based on negotiated interagency agreements and used for costs incurred by the Department in providing administrative support to the AERB and commodity councils.

		FY 2022	FY 2023	FY 2024
Sources				
Beginning Balance		69.7	70.5	62.0
Revenues	Department of Agriculture	40.4	40.3	40.3
	Sources Total	**110.1**	**110.8**	**102.3**
Uses				
Non-Appropriated Expenditures	Department of Agriculture	39.6	48.8	48.8
HITF Backout	Department of Agriculture	0.0	0.0	(0.5)
HITF Premium Increase	Department of Agriculture	0.0	0.0	0.7
Retirement Adjustment	Department of Agriculture	0.0	0.0	0.1
	Uses Total	**39.6**	**48.8**	**49.1**
Agriculture Administrative Support Fund Ending Balance		**70.5**	**62.0**	**53.2**

Fund Number AH2458 Commodity Promotion Fund

A.R.S. § 3-109.02

Revenues are received from fees for the issuance of certificates of free sale, which are documets that authenticate that a commodity is generally and freely sold in domestic channels of trade, and used for supporting the Arizona Grown program, which fosters the production and consumption of Arizona agricultural products domestically and abroad.

		FY 2022	FY 2023	FY 2024
Sources				
Beginning Balance		22.6	27.8	28.8
Revenues	Department of Agriculture	5.3	5.0	5.0
	Sources Total	**27.9**	**32.8**	**33.8**
Uses				
Non-Appropriated Expenditures	Department of Agriculture	0.1	4.0	4.0
	Uses Total	**0.1**	**4.0**	**4.0**
Commodity Promotion Fund Ending Balance		**27.8**	**28.8**	**29.8**

Sources and Uses of All Major State Funds

Fund Number AH2489 Equine Inspection Fund

A.R.S. § 3-1345.01

Revenues are received from inspection fees for processing ownership and transportation of horses and used for issuance of horse ownership and transportation certificates.

		FY 2022	FY 2023	FY 2024
Sources				
Beginning Balance		0.8	1.1	1.4
Revenues	Department of Agriculture	0.3	0.3	0.3
	Sources Total	**1.1**	**1.4**	**1.7**
Uses				
	Uses Total	**0.0**	**0.0**	**0.0**
	Equine Inspection Fund Ending Balance	**1.1**	**1.4**	**1.7**

Fund Number AH2975 Title VI - Coronavirus Relief Fund

A.R.S. § 35-142

Revenue is received from the Federal Coronavirus Aid, Relief, and Economic Security Act (CARES Act) and is used for expenses incurred between March 1, 2020 and December 30, 2020 related to the Coronavirus Disease 2019 (COVID–19) public health emergency.

	FY 2022	FY 2023	FY 2024
Sources			
Beginning Balance	0.0	0.0	0.0
Sources Total	**0.0**	**0.0**	**0.0**
Uses			
Uses Total	**0.0**	**0.0**	**0.0**
Title VI - Coronavirus Relief Fund Ending Balance	**0.0**	**0.0**	**0.0**

Sources and Uses of All Major State Funds

Fund Number AH3011 Agriculture Designated/Donations Fund

A.R.S. § 35-142

The fund was established to provide a separate accounting, by cost center, for various non-federal fee, grant, or contribution supported programs. These include fees for services of the State Agricultural Laboratory, fees for phytosanitary certifications, interagency agreements, and 5% of Beef Council surcharges.

		FY 2022	FY 2023	FY 2024
Sources				
Beginning Balance		1,002.3	1,028.5	660.3
Revenues	Department of Agriculture	810.1	885.0	885.0
	Sources Total	**1,812.4**	**1,913.5**	**1,545.3**
Uses				
Non-Appropriated Expenditures	Department of Agriculture	783.9	1,253.2	1,253.2
Rent Adjustment	Department of Agriculture	0.0	0.0	1.0
HITF Backout	Department of Agriculture	0.0	0.0	(13.2)
ERE Corrections	Department of Agriculture	0.0	0.0	2.3
AFIS Charges	Department of Agriculture	0.0	0.0	0.1
HITF Premium Increase	Department of Agriculture	0.0	0.0	17.7
Risk Management Adjustment	Department of Agriculture	0.0	0.0	0.3
Retirement Adjustment	Department of Agriculture	0.0	0.0	0.9
	Uses Total	**783.9**	**1,253.2**	**1,262.3**
	Agriculture Designated/Donations Fund Ending Balance	**1,028.5**	**660.3**	**283.0**

Fund Number AH9000 Indirect Cost Recovery Fund

A.R.S. § 35-142

Revenues are received from a portion of federal grants and used for administrative expenses associated with the grants.

		FY 2022	FY 2023	FY 2024
Sources				
Beginning Balance		356.4	365.8	302.7
Revenues	Department of Agriculture	159.7	147.0	147.0
	Sources Total	**516.1**	**512.8**	**449.7**
Uses				
Non-Appropriated Expenditures	Department of Agriculture	150.3	210.1	210.1
Rent Adjustment	Department of Agriculture	0.0	0.0	1.3
HITF Backout	Department of Agriculture	0.0	0.0	(5.3)
HITF Premium Increase	Department of Agriculture	0.0	0.0	7.1
Retirement Adjustment	Department of Agriculture	0.0	0.0	0.2
	Uses Total	**150.3**	**210.1**	**213.4**
	Indirect Cost Recovery Fund Ending Balance	**365.8**	**302.7**	**236.3**

Sources and Uses of All Major State Funds

Fund Number AM2397 Commission Of African-American Affairs Fund

A.R.S. §41-533

The fund consists of public and private donations and grants. The fund shall be used for the commission's operations.

		FY 2022	FY 2023	FY 2024
Sources				
Beginning Balance		7.4	1.7	3.7
Revenues	African-American Affairs	0.0	2.0	2.0
	Sources Total	**7.4**	**3.7**	**5.7**
Uses				
Administrative Adjustments	African-American Affairs	5.7	0.0	0.0
	Uses Total	**5.7**	**0.0**	**0.0**
Commission Of African-American Affairs Fund Ending Balance		**1.7**	**3.7**	**5.7**

Fund Number AN2412 Acupuncture Board of Examiners Fund

A.R.S. § 32-3905

Revenues are from the fees, fines, and other revenues received by the Board, and are used to license and investigate acupuncturists.

		FY 2022	FY 2023	FY 2024
Sources				
Beginning Balance		95.7	104.7	97.7
Revenues	Acupuncture Board of Examiners	185.2	189.8	193.4
	Sources Total	**280.9**	**294.5**	**291.1**
Uses				
Operating Expenditures/Appropriations	Acupuncture Board of Examiners	176.2	196.8	194.3
HITF Backout	Acupuncture Board of Examiners	0.0	0.0	(0.6)
ERE Corrections	Acupuncture Board of Examiners	0.0	0.0	7.0
HITF Premium Increase	Acupuncture Board of Examiners	0.0	0.0	0.8
Risk Management Adjustment	Acupuncture Board of Examiners	0.0	0.0	(0.7)
Retirement Adjustment	Acupuncture Board of Examiners	0.0	0.0	0.2
	Uses Total	**176.2**	**196.8**	**201.0**
Acupuncture Board of Examiners Fund Ending Balance		**104.7**	**97.7**	**90.1**

Sources and Uses of All Major State Funds

Fund Number AP2566 APF Subaccount - Department of Administration Fund

A.R.S.§ 35-142

Revenue is received from appropriations or cash transfers from the Department's funds or General Fund and are used for large automation projects for the Department. Subaccounts of the Automation Projects Fund were established in FY 2019 for agencies with automation projects under development and are now used for tracking revenues and expenditures.

		FY 2022	FY 2023	FY 2024
Sources				
Beginning Balance		587.1	10,614.9	0.0
Revenues	Statewide and Large Automation Projects	12,758.9	17,114.3	101,500.0
	Sources Total	**13,346.0**	**27,729.2**	**101,500.0**
Uses				
Operating Expenditures/Appropriations	Statewide and Large Automation Projects	2,731.1	17,114.3	101,500.0
Legislative Fund Transfers	Statewide and Large Automation Projects	0.0	587.1	0.0
Non-Lapsing Authority from Prior Years	Statewide and Large Automation Projects	0.0	10,027.8	0.0
	Uses Total	**2,731.1**	**27,729.2**	**101,500.0**
APF Subaccount - Department of Administration Fund Ending Balance		**10,614.9**	**0.0**	**0.0**

Fund Number AP9961 APF Subaccount - Corporation Commission Fund

A.R.S.§ 35-142

Revenue is received from appropriations or cash transfers from the Secretary of State funds or General Fund and are used for large automation projects for the Secretary of State. Subaccounts of the Automation Projects Fund were established in FY 2019 for agencies with automation projects under development and are now used for tracking revenues and expenditures.

		FY 2022	FY 2023	FY 2024
Sources				
Beginning Balance		0.0	0.0	0.0
Revenues	Statewide and Large Automation Projects	0.0	0.0	6,300.0
	Sources Total	**0.0**	**0.0**	**6,300.0**
Uses				
Operating Expenditures/Appropriations	Statewide and Large Automation Projects	0.0	0.0	6,300.0
	Uses Total	**0.0**	**0.0**	**6,300.0**
APF Subaccount - Corporation Commission Fund Ending Balance		**0.0**	**0.0**	**0.0**

Sources and Uses of All Major State Funds

Fund Number AP9962 APF Subaccount - Supreme Court Fund

A.R.S.§ 35-142

Revenue is received from appropriations or cash transfers from the Secretary of State funds or General Fund and are used for large automation projects for the Secretary of State. Subaccounts of the Automation Projects Fund were established in FY 2019 for agencies with automation projects under development and are now used for tracking revenues and expenditures.

		FY 2022	FY 2023	FY 2024
Sources				
Beginning Balance		0.0	0.0	0.0
Revenues	Statewide and Large Automation Projects	0.0	0.0	3,270.0
	Sources Total	**0.0**	**0.0**	**3,270.0**
Uses				
Operating Expenditures/Appropriations	Statewide and Large Automation Projects	0.0	0.0	3,270.0
	Uses Total	**0.0**	**0.0**	**3,270.0**
APF Subaccount - Supreme Court Fund Ending Balance		**0.0**	**0.0**	**0.0**

Fund Number AP9964 APF Subaccount - Department of Public Safety Fund

A.R.S.§ 35-142

Revenue is received from appropriations or cash transfers from the Department's funds or General Fund and are used for large automation projects for the Department. Subaccounts of the Automation Projects Fund were established in FY 2019 for agencies with automation projects under development and are now used for tracking revenues and expenditures.

		FY 2022	FY 2023	FY 2024
Sources				
Beginning Balance		864.1	1,425.2	0.0
Revenues	Statewide and Large Automation Projects	561.1	0.0	494.5
	Sources Total	**1,425.2**	**1,425.2**	**494.5**
Uses				
Operating Expenditures/Appropriations	Statewide and Large Automation Projects	0.0	0.0	494.5
Legislative Fund Transfers	Statewide and Large Automation Projects	0.0	875.2	0.0
Non-Lapsing Authority from Prior Years	Statewide and Large Automation Projects	0.0	550.0	0.0
	Uses Total	**0.0**	**1,425.2**	**494.5**
APF Subaccount - Department of Public Safety Fund Ending Balance		**1,425.2**	**0.0**	**0.0**

Sources and Uses of All Major State Funds

Fund Number AP9966 — APF Subaccount - Department of Environmental Quality Fund

A.R.S.§ 35-142

Revenue is received from appropriations or cash transfers from the Department's funds or General Fund and are used for large automation projects for the Department. Subaccounts of the Automation Projects Fund were established in FY 2019 for agencies with automation projects under development and are now used for tracking revenues and expenditures.

		FY 2022	FY 2023	FY 2024
Sources				
Beginning Balance		199.1	199.1	0.0
	Sources Total	**199.1**	**199.1**	**0.0**
Uses				
Legislative Fund Transfers	Statewide and Large Automation Projects	0.0	199.1	0.0
	Uses Total	**0.0**	**199.1**	**0.0**
APF Subaccount - Department of Environmental Quality Fund Ending Balance		**199.1**	**0.0**	**0.0**

Fund Number AP9967 — APF Subaccount - Department of Child Safety Fund

A.R.S.§ 35-142

Revenue is received from appropriations or cash transfers from the Department's funds or General Fund and are used for large automation projects for the Department. Subaccounts of the Automation Projects Fund were established in FY 2019 for agencies with automation projects under development and are now used for tracking revenues and expenditures.

		FY 2022	FY 2023	FY 2024
Sources				
Beginning Balance		1,934.5	0.0	0.0
	Sources Total	**1,934.5**	**0.0**	**0.0**
Uses				
Non-Lapsing Authority from Prior Years	Statewide and Large Automation Projects	1,934.5	0.0	0.0
	Uses Total	**1,934.5**	**0.0**	**0.0**
APF Subaccount - Department of Child Safety Fund Ending Balance		**0.0**	**0.0**	**0.0**

Sources and Uses of All Major State Funds

Fund Number AP9974 — APF Subaccount - Department of Agriculture Fund

A.R.S.§ 35-142

Revenue is received from appropriations or cash transfers from the Department's funds or General Fund and are used for large automation projects for the Department. Subaccounts of the Automation Projects Fund were established in FY 2019 for agencies with automation projects under development and are now used for tracking revenues and expenditures.

		FY 2022	FY 2023	FY 2024
Sources				
Beginning Balance		51.0	51.0	0.0
Revenues	Statewide and Large Automation Projects	0.0	2,000.0	0.0
	Sources Total	**51.0**	**2,051.0**	**0.0**
Uses				
Operating Expenditures/Appropriations	Statewide and Large Automation Projects	0.0	2,000.0	0.0
Legislative Fund Transfers	Statewide and Large Automation Projects	0.0	51.0	0.0
	Uses Total	**0.0**	**2,051.0**	**0.0**
APF Subaccount - Department of Agriculture Fund Ending Balance		**51.0**	**0.0**	**0.0**

Fund Number AP9975 — APF Subaccount - Department of Education Fund

A.R.S.§ 35-142

Revenue is received from appropriations or cash transfers from the Department's funds or General Fund and are used for large automation projects for the Department. Subaccounts of the Automation Projects Fund were established in FY 2019 for agencies with automation projects under development and are now used for tracking revenues and expenditures.

		FY 2022	FY 2023	FY 2024
Sources				
Beginning Balance		146.2	5,296.9	0.0
Revenues	Statewide and Large Automation Projects	7,200.0	0.0	0.0
	Sources Total	**7,346.2**	**5,296.9**	**0.0**
Uses				
Operating Expenditures/Appropriations	Statewide and Large Automation Projects	1,960.8	0.0	0.0
Administrative Adjustments	Statewide and Large Automation Projects	88.5	0.0	0.0
Legislative Fund Transfers	Statewide and Large Automation Projects	0.0	57.7	0.0
Non-Lapsing Authority from Prior Years	Statewide and Large Automation Projects	0.0	5,239.2	0.0
	Uses Total	**2,049.3**	**5,296.9**	**0.0**
APF Subaccount - Department of Education Fund Ending Balance		**5,296.9**	**0.0**	**0.0**

Sources and Uses of All Major State Funds

Fund Number AP9978 — APF Subaccount - Department of Revenue Fund

A.R.S.§ 35-142

Revenue is received from appropriations or cash transfers from the Department's funds or General Fund and are used for large automation projects for the Department. Subaccounts of the Automation Projects Fund were established in FY 2019 for agencies with automation projects under development and are now used for tracking revenues and expenditures.

		FY 2022	FY 2023	FY 2024
Sources				
Beginning Balance		0.0	0.0	0.0
Revenues	Statewide and Large Automation Projects	0.0	15,819.8	19,369.4
	Sources Total	**0.0**	**15,819.8**	**19,369.4**
Uses				
Operating Expenditures/Appropriations	Statewide and Large Automation Projects	0.0	15,819.8	19,369.4
	Uses Total	**0.0**	**15,819.8**	**19,369.4**
APF Subaccount - Department of Revenue Fund Ending Balance		**0.0**	**0.0**	**0.0**

Fund Number AP9981 — APF Subaccount - Department of Gaming Fund

A.R.S.§ 35-142

Revenue is received from appropriations or cash transfers from the Department's funds or General Fund and are used for large automation projects for the Department. Subaccounts of the Automation Projects Fund were established in FY 2019 for agencies with automation projects under development and are now used for tracking revenues and expenditures.

		FY 2022	FY 2023	FY 2024
Sources				
Beginning Balance		0.0	277.4	0.0
Revenues	Statewide and Large Automation Projects	850.0	0.0	0.0
	Sources Total	**850.0**	**277.4**	**0.0**
Uses				
Operating Expenditures/Appropriations	Statewide and Large Automation Projects	572.6	0.0	0.0
Legislative Fund Transfers	Statewide and Large Automation Projects	0.0	277.4	0.0
	Uses Total	**572.6**	**277.4**	**0.0**
APF Subaccount - Department of Gaming Fund Ending Balance		**277.4**	**0.0**	**0.0**

Sources and Uses of All Major State Funds

Fund Number AP9982 APF Subaccount - Secretary of State Fund

A.R.S.§ 35-142

Revenue is received from appropriations or cash transfers from the Secretary of State funds or General Fund and are used for large automation projects for the Secretary of State. Subaccounts of the Automation Projects Fund were established in FY 2019 for agencies with automation projects under development and are now used for tracking revenues and expenditures.

		FY 2022	FY 2023	FY 2024
Sources				
Beginning Balance		0.0	0.0	0.0
Revenues	Statewide and Large Automation Projects	0.0	300.0	0.0
	Sources Total	**0.0**	**300.0**	**0.0**
Uses				
Operating Expenditures/Appropriations	Statewide and Large Automation Projects	0.0	300.0	0.0
	Uses Total	**0.0**	**300.0**	**0.0**
APF Subaccount - Secretary of State Fund Ending Balance		**0.0**	**0.0**	**0.0**

Fund Number AP9989 APF Subaccount - Department of Economic Security Fund

A.R.S.§ 35-142

Revenue is received from appropriations or cash transfers from the Secretary of State funds or General Fund and are used for large automation projects for the Secretary of State. Subaccounts of the Automation Projects Fund were established in FY 2019 for agencies with automation projects under development and are now used for tracking revenues and expenditures.

		FY 2022	FY 2023	FY 2024
Sources				
Beginning Balance		0.0	1,256.9	0.0
Revenues	Statewide and Large Automation Projects	1,281.0	0.0	0.0
	Sources Total	**1,281.0**	**1,256.9**	**0.0**
Uses				
Operating Expenditures/Appropriations	Statewide and Large Automation Projects	24.1	0.0	0.0
Non-Lapsing Authority from Prior Years	Statewide and Large Automation Projects	0.0	1,256.9	0.0
	Uses Total	**24.1**	**1,256.9**	**0.0**
APF Subaccount - Department of Economic Security Fund Ending Balance		**1,256.9**	**0.0**	**0.0**

Sources and Uses of All Major State Funds

Fund Number AP9990 — APF Subaccount - Arizona Industrial Commission Fund

A.R.S.§ 35-142

Revenue is received from appropriations or cash transfers from the Secretary of State funds or General Fund and are used for large automation projects for the Secretary of State. Subaccounts of the Automation Projects Fund were established in FY 2019 for agencies with automation projects under development and are now used for tracking revenues and expenditures.

		FY 2022	FY 2023	FY 2024
Sources				
Beginning Balance		0.0	610.6	0.0
Revenues	Statewide and Large Automation Projects	1,067.7	0.0	0.0
	Sources Total	**1,067.7**	**610.6**	**0.0**
Uses				
Operating Expenditures/Appropriations	Statewide and Large Automation Projects	457.1	0.0	0.0
Non-Lapsing Authority from Prior Years	Statewide and Large Automation Projects	0.0	610.6	0.0
	Uses Total	**457.1**	**610.6**	**0.0**
APF Subaccount - Arizona Industrial Commission Fund Ending Balance		**610.6**	**0.0**	**0.0**

Fund Number AP9991 — APF Subaccount - Arizona Charter School Board Fund

A.R.S.§ 35-142

Revenue is received from appropriations or cash transfers from the Secretary of State funds or General Fund and are used for large automation projects for the Secretary of State. Subaccounts of the Automation Projects Fund were established in FY 2019 for agencies with automation projects under development and are now used for tracking revenues and expenditures.

		FY 2022	FY 2023	FY 2024
Sources				
Beginning Balance		0.0	531.3	0.0
Revenues	Statewide and Large Automation Projects	614.1	0.0	0.0
	Sources Total	**614.1**	**531.3**	**0.0**
Uses				
Operating Expenditures/Appropriations	Statewide and Large Automation Projects	82.8	0.0	0.0
Non-Lapsing Authority from Prior Years	Statewide and Large Automation Projects	0.0	531.3	0.0
	Uses Total	**82.8**	**531.3**	**0.0**
APF Subaccount - Arizona Charter School Board Fund Ending Balance		**531.3**	**0.0**	**0.0**

Sources and Uses of All Major State Funds

Fund Number AP9992 — APF Subaccount - Board of Psychologist Examiners Fund

A.R.S.§ 35-142

Revenue is received from appropriations or cash transfers from the Secretary of State funds or General Fund and are used for large automation projects for the Secretary of State. Subaccounts of the Automation Projects Fund were established in FY 2019 for agencies with automation projects under development and are now used for tracking revenues and expenditures.

		FY 2022	FY 2023	FY 2024
Sources				
Beginning Balance		0.0	20.0	0.0
Revenues	Statewide and Large Automation Projects	20.0	0.0	0.0
	Sources Total	**20.0**	**20.0**	**0.0**
Uses				
Non-Lapsing Authority from Prior Years	Statewide and Large Automation Projects	0.0	20.0	0.0
	Uses Total	**0.0**	**20.0**	**0.0**
APF Subaccount - Board of Psychologist Examiners Fund Ending Balance		**20.0**	**0.0**	**0.0**

Fund Number AP9993 — APF Subaccount - Department of Water Resources

A.R.S.§ 35-142

Revenue is received from appropriations or cash transfers from the Secretary of State funds or General Fund and are used for large automation projects for the Secretary of State. Subaccounts of the Automation Projects Fund were established in FY 2019 for agencies with automation projects under development and are now used for tracking revenues and expenditures.

		FY 2022	FY 2023	FY 2024
Sources				
Beginning Balance		0.0	0.0	0.0
Revenues	Statewide and Large Automation Projects	0.0	1,700.0	0.0
	Sources Total	**0.0**	**1,700.0**	**0.0**
Uses				
Operating Expenditures/Appropriations	Statewide and Large Automation Projects	0.0	1,700.0	0.0
	Uses Total	**0.0**	**1,700.0**	**0.0**
APF Subaccount - Department of Water Resources Ending Balance		**0.0**	**0.0**	**0.0**

Sources and Uses of All Major State Funds

Fund Number AP9994 APF Subaccount - ADA HRIS Modernization Fund

A.R.S.§ 35-142

Revenue is received from appropriations or cash transfers from the Secretary of State funds or General Fund and are used for large automation projects for the Secretary of State. Subaccounts of the Automation Projects Fund were established in FY 2019 for agencies with automation projects under development and are now used for tracking revenues and expenditures.

		FY 2022	FY 2023	FY 2024
Sources				
Beginning Balance		0.0	0.0	(1,750.0)
Revenues	Statewide and Large Automation Projects	0.0	20,647.8	20,647.8
	Sources Total	**0.0**	**20,647.8**	**18,897.8**
Uses				
Operating Expenditures/Appropriations	Statewide and Large Automation Projects	0.0	22,397.8	20,647.8
	Uses Total	**0.0**	**22,397.8**	**20,647.8**
APF Subaccount - ADA HRIS Modernization Fund Ending Balance		**0.0**	**(1,750.0)**	**(1,750.0)**

Note: Available cash is expected to be less than the appropriated spending authority in FY 2023. The Department will be able to expend only the amounts of cash available.

Fund Number AS1411 ASU Collections Fund Tuition and Fees

A.R.S. § 35-142

Consists of tuition and registration fees that are used to support the operations and maintenance of the University.

		FY 2022	FY 2023	FY 2024
Sources				
Beginning Balance		0.0	0.0	0.0
Revenues	Arizona State University	595,660.0	706,031.8	706,031.8
	Sources Total	**595,660.0**	**706,031.8**	**706,031.8**
Uses				
Operating Expenditures/Appropriations	Arizona State University	595,660.0	706,031.8	707,199.4
Risk Management Adjustment	Arizona State University	0.0	0.0	117.5
Retirement Adjustment	Arizona State University	0.0	0.0	(1,285.1)
	Uses Total	**595,660.0**	**706,031.8**	**706,031.8**
ASU Collections Fund Tuition and Fees Ending Balance		**0.0**	**0.0**	**0.0**

Sources and Uses of All Major State Funds

Fund Number AS3001 Capital Infrastructure Fund

A.R.S. § 35-142

Monies in the fund consist of legislative appropriations, and are used for new university research facilities, building renewal, or other capital construction projects.

			FY 2022	FY 2023	FY 2024
Sources					
Beginning Balance			0.0	5,074.0	8,305.3
Revenues	Arizona State University		12,533.5	12,675.1	12,818.4
		Sources Total	**12,533.5**	**17,749.1**	**21,123.7**
Uses					
Non-Appropriated Expenditures	Arizona State University		7,459.5	9,443.8	9,269.0
		Uses Total	**7,459.5**	**9,443.8**	**9,269.0**
	Capital Infrastructure Fund Ending Balance		**5,074.0**	**8,305.3**	**11,854.7**

Fund Number AS8900 Designated Funds - Indirect Cost Recovery

A.R.S. § 35-142

Revenue from non-federal research grants to be used for overhead and other indirect costs associated with state level administration of the non-federal research grant programs.

			FY 2022	FY 2023	FY 2024
Sources					
Beginning Balance			29,669.5	29,509.7	33,301.9
Revenues	Arizona State University		89,751.4	95,497.8	95,497.8
		Sources Total	**119,420.9**	**125,007.5**	**128,799.7**
Uses					
Non-Appropriated Expenditures	Arizona State University		89,911.2	91,705.6	91,705.6
HITF Backout	Arizona State University		0.0	0.0	(8,253.8)
HITF Premium Increase	Arizona State University		0.0	0.0	11,072.0
		Uses Total	**89,911.2**	**91,705.6**	**94,523.8**
	Designated Funds - Indirect Cost Recovery Ending Balance		**29,509.7**	**33,301.9**	**34,275.9**

Sources and Uses of All Major State Funds

Fund Number AS8903 Restricted Federal Funds

A.R.S. § 35-142

Fund receives revenue from various federal grants and contracts. Monies are expended as specified by the federal statutes authorizing the grants and contracts.

		FY 2022	FY 2023	FY 2024
Sources				
Beginning Balance		0.0	0.0	0.0
Revenues	Arizona State University	699,502.9	540,806.7	540,806.7
	Sources Total	**699,502.9**	**540,806.7**	**540,806.7**
Uses				
Non-Appropriated Expenditures	Arizona State University	699,502.9	540,806.7	540,806.7
	Uses Total	**699,502.9**	**540,806.7**	**540,806.7**
	Restricted Federal Funds Ending Balance	**0.0**	**0.0**	**0.0**

Fund Number AS8906 Auxiliary Funds

A.R.S. § 35-142

According to ASU, the FY 2020 auxiliary fund balance deficit is attributed entirely to revenue losses and expenditure increases resulting from COVID-19. These conditions are projected to continue into FY's 2021 and FY 2022. Expenditures are being monitored and mitigated where possible but revenue losses are not within our control. A return to improved revenue streams beginning in FY 2022 is hoped for, but not guaranteed.

		FY 2022	FY 2023	FY 2024
Sources				
Beginning Balance		16,475.2	19,313.3	11,728.8
Revenues	Arizona State University	274,029.8	293,372.7	293,372.7
	Sources Total	**290,505.0**	**312,686.0**	**305,101.5**
Uses				
Non-Appropriated Expenditures	Arizona State University	271,191.7	300,957.2	300,957.2
	Uses Total	**271,191.7**	**300,957.2**	**300,957.2**
	Auxiliary Funds Ending Balance	**19,313.3**	**11,728.8**	**4,144.3**

Sources and Uses of All Major State Funds

Fund Number AS8907 Restricted Non-Federal Funds

A.R.S. § 35-142

Fund receives monies from private and non-federal grants, including non-appropriated Prop 301 TRIF grants in addition to a portion of AFAT student fees. Funds expended to support specific operating and research purposes as specified by granting or donating agencies.

			FY 2022	FY 2023	FY 2024
Sources					
Beginning Balance			70,999.0	86,016.9	86,016.7
Revenues	Arizona State University		387,037.3	268,250.9	268,250.9
		Sources Total	**458,036.3**	**354,267.8**	**354,267.6**
Uses					
Non-Appropriated Expenditures	Arizona State University		372,019.4	268,251.1	268,251.1
		Uses Total	**372,019.4**	**268,251.1**	**268,251.1**
	Restricted Non-Federal Funds Ending Balance		**86,016.9**	**86,016.7**	**86,016.5**

Fund Number AS8910 Designated Funds - Tuition and Fees

A.R.S. § 35-142

Revenue from retained tuition and fees, student aid administrative allowances, and unrestricted gifts and grants. Expenditure of monies for student financial aid administration, debt service on university bonds, and summer and winter session administration.

			FY 2022	FY 2023	FY 2024
Sources					
Beginning Balance			657,311.3	785,603.3	812,982.3
Revenues	Arizona State University		1,574,251.2	1,619,313.5	1,740,982.8
		Sources Total	**2,231,562.5**	**2,404,916.8**	**2,553,965.1**
Uses					
Non-Appropriated Expenditures	Arizona State University		1,445,959.2	1,591,934.5	1,713,603.8
		Uses Total	**1,445,959.2**	**1,591,934.5**	**1,713,603.8**
	Designated Funds - Tuition and Fees Ending Balance		**785,603.3**	**812,982.3**	**840,361.3**

Sources and Uses of All Major State Funds

Fund Number AS8911 Designated Funds - Other

A.R.S. § 35-142

Revenue from retained tuition and fees, student aid administrative allowances, and unrestricted gifts and grants. Expenditure of monies for student financial aid administration, debt service on university bonds, and summer and winter session administration.

		FY 2022	FY 2023	FY 2024
Sources				
Beginning Balance		0.0	71,163.6	49,245.5
Revenues	Arizona State University	255,460.4	254,282.9	254,282.9
	Sources Total	**255,460.4**	**325,446.5**	**303,528.4**
Uses				
Non-Appropriated Expenditures	Arizona State University	184,296.8	276,201.0	276,201.0
	Uses Total	**184,296.8**	**276,201.0**	**276,201.0**
	Designated Funds - Other Ending Balance	**71,163.6**	**49,245.5**	**27,327.4**

Fund Number AU2242 Audit Services Fund

A.R.S. § 41-1279

Revenues are generated by fees on those entities being audited, and are used to perform audits and related services.

		FY 2022	FY 2023	FY 2024
Sources				
Beginning Balance		0.0	83.4	61.2
Revenues	Auditor General	1,475.2	1,475.2	1,475.2
	Sources Total	**1,475.2**	**1,558.6**	**1,536.4**
Uses				
Non-Appropriated Expenditures	Auditor General	1,391.8	1,497.4	1,497.4
HITF Backout	Auditor General	0.0	0.0	(16.9)
HITF Premium Increase	Auditor General	0.0	0.0	22.7
Retirement Adjustment	Auditor General	0.0	0.0	1.1
	Uses Total	**1,391.8**	**1,497.4**	**1,504.3**
	Audit Services Fund Ending Balance	**83.4**	**61.2**	**32.1**

Sources and Uses of All Major State Funds

Fund Number BA2583 Athletic Training Fund

A.R.S. § 32-4105

Revenues are received from fees, fines, and other revenues collected by the Board of Athletic Training, and used for licensing and regulating Athletic Trainers.

		FY 2022	FY 2023	FY 2024
Sources				
Beginning Balance		254.7	293.2	290.8
Revenues	Board of Athletic Training	150.8	154.9	158.4
	Sources Total	**405.4**	**448.1**	**449.2**
Uses				
Operating Expenditures/Appropriations	Board of Athletic Training	109.8	157.3	150.0
Administrative Adjustments	Board of Athletic Training	2.4	0.0	0.0
HITF Backout	Board of Athletic Training	0.0	0.0	(5.1)
ERE Corrections	Board of Athletic Training	0.0	0.0	16.8
HITF Premium Increase	Board of Athletic Training	0.0	0.0	6.8
Risk Management Adjustment	Board of Athletic Training	0.0	0.0	(0.1)
Retirement Adjustment	Board of Athletic Training	0.0	0.0	0.1
	Uses Total	**112.2**	**157.3**	**168.5**
	Athletic Training Fund Ending Balance	**293.2**	**290.8**	**280.7**

Fund Number BB2007 Board of Barbers Fund

A.R.S. § 32-305

Revenues consist primarily of examination and licensing fees. Funds are used to license barbers, inspect barbering establishments, and investigate violations of sanitation requirements and barbering procedures.

		FY 2022	FY 2023	FY 2024
Sources				
Beginning Balance		710.0	0.0	0.0
Revenues	Board of Barbers	418.1	0.0	0.0
	Sources Total	**1,128.1**	**0.0**	**0.0**
Uses				
Operating Expenditures/Appropriations	Board of Barbers	1,116.8	0.0	0.0
Administrative Adjustments	Board of Barbers	11.3	0.0	0.0
	Uses Total	**1,128.1**	**0.0**	**0.0**
	Board of Barbers Fund Ending Balance	**0.0**	**0.0**	**0.0**

Sources and Uses of All Major State Funds

Fund Number BC2017 Barbering and Cosmetology Board Fund

A.R.S. § 32-505 (A)

Funds are used to administer licensing examinations and licenses, inspect barbering and cosmetology establishments, and investigate violations of sanitation requirements and barbering and cosmetology procedures. Revenues consist of examination and licensing fees, penalties, educational classes, and service charges for printouts, copying, paying with alternative methods, documents and publications, and other services the Board deems appropriate.

		FY 2022	FY 2023	FY 2024
Sources				
Beginning Balance		0.0	0.0	17,278.5
Revenues	Barbering and Cosmetology Board	0.0	20,143.3	4,008.4
	Sources Total	**0.0**	**20,143.3**	**21,286.9**
Uses				
Operating Expenditures/Appropriations	Barbering and Cosmetology Board	0.0	2,864.8	2,715.5
HITF Backout	Barbering and Cosmetology Board	0.0	0.0	(90.8)
AFIS Charges	Barbering and Cosmetology Board	0.0	0.0	0.3
HITF Premium Increase	Barbering and Cosmetology Board	0.0	0.0	121.8
Risk Management Adjustment	Barbering and Cosmetology Board	0.0	0.0	(2.7)
Retirement Adjustment	Barbering and Cosmetology Board	0.0	0.0	1.4
	Uses Total	**0.0**	**2,864.8**	**2,745.5**
	Barbering and Cosmetology Board Fund Ending Balance	**0.0**	**17,278.5**	**18,541.4**

Fund Number BF2435 Board of Fingerprinting Fund

A.R.S. § 41-619.56

Revenues come from fees charged for obtaining a fingerprint clearance card and are used to operate the Board of Fingerprinting

		FY 2022	FY 2023	FY 2024
Sources				
Beginning Balance		1,414.5	1,393.6	1,244.9
Revenues	Board of Fingerprinting	719.3	600.0	600.0
	Sources Total	**2,133.8**	**1,993.6**	**1,844.9**
Uses				
Non-Appropriated Expenditures	Board of Fingerprinting	740.2	748.7	748.7
HITF Backout	Board of Fingerprinting	0.0	0.0	(24.1)
ERE Corrections	Board of Fingerprinting	0.0	0.0	10.0
HITF Premium Increase	Board of Fingerprinting	0.0	0.0	32.3
Risk Management Adjustment	Board of Fingerprinting	0.0	0.0	(1.0)
Retirement Adjustment	Board of Fingerprinting	0.0	0.0	0.5
	Uses Total	**740.2**	**748.7**	**766.4**
	Board of Fingerprinting Fund Ending Balance	**1,393.6**	**1,244.9**	**1,078.5**

Sources and Uses of All Major State Funds

Fund Number BH2256 Behavioral Health Examiner Fund

A.R.S. § 32-3254

Revenues are from the fees, fines, and other revenue collected by the Board, and are used to certify and regulate behavioral health professionals in the fields of social work, counseling, marriage and family therapy, and substance abuse counseling.

		FY 2022	FY 2023	FY 2024
Sources				
Beginning Balance		4,219.1	4,888.8	5,253.9
Revenues	Board of Behavioral Health Examiners	2,445.4	2,544.8	2,648.3
	Sources Total	**6,664.5**	**7,433.6**	**7,902.2**
Uses				
Operating Expenditures/Appropriations	Board of Behavioral Health Examiners	1,766.2	2,179.7	2,123.0
Administrative Adjustments	Board of Behavioral Health Examiners	9.5	0.0	0.0
HITF Backout	Board of Behavioral Health Examiners	0.0	0.0	(44.3)
ERE Corrections	Board of Behavioral Health Examiners	0.0	0.0	8.4
AFIS Charges	Board of Behavioral Health Examiners	0.0	0.0	0.2
HITF Premium Increase	Board of Behavioral Health Examiners	0.0	0.0	59.4
Risk Management Adjustment	Board of Behavioral Health Examiners	0.0	0.0	(7.0)
Retirement Adjustment	Board of Behavioral Health Examiners	0.0	0.0	1.5
	Uses Total	**1,775.7**	**2,179.7**	**2,141.2**
	Behavioral Health Examiner Fund Ending Balance	**4,888.8**	**5,253.9**	**5,761.0**

Fund Number BN2000 Federal Grants Fund

A.R.S. § 35-142

Federal Funding from the Department of Health Services and the Arizona Health Care Cost Containment System (AHCCCS) is used to certify Nursing Assistants.

		FY 2022	FY 2023	FY 2024
Sources				
Beginning Balance		2.4	2.4	2.4
Revenues	Board of Nursing	414.7	414.7	414.7
	Sources Total	**417.1**	**417.1**	**417.1**
Uses				
Non-Appropriated Expenditures	Board of Nursing	414.7	414.7	414.5
HITF Backout	Board of Nursing	0.0	0.0	(4.9)
AFIS Charges	Board of Nursing	0.0	0.0	0.1
HITF Premium Increase	Board of Nursing	0.0	0.0	6.6
Retirement Adjustment	Board of Nursing	0.0	0.0	0.8
	Uses Total	**414.7**	**414.7**	**417.1**
	Federal Grants Fund Ending Balance	**2.4**	**2.4**	**0.0**

Sources and Uses of All Major State Funds

Fund Number BN2025 Donations Fund

A.R.S. § 35-142

Revenue is received by gifts or private grants and is used at the specifications of the donor.

		FY 2022	FY 2023	FY 2024
Sources				
Beginning Balance		24.5	0.0	0.0
Revenues	Board of Nursing	0.0	0.0	0.0
	Sources Total	**24.5**	**0.0**	**0.0**
Uses				
Non-Appropriated Expenditures	Board of Nursing	24.5	0.0	0.0
	Uses Total	**24.5**	**0.0**	**0.0**
	Donations Fund Ending Balance	**0.0**	**0.0**	**0.0**

Fund Number BN2044 Nursing Board Fund

A.R.S. § 32-1611

Revenues for this fund are generated from fees charged for licensing RN/LPNs and certifying CNAs. The fund is used to pay for the licensing and registration of these professions.

		FY 2022	FY 2023	FY 2024
Sources				
Beginning Balance		8,401.0	11,506.0	13,707.5
Revenues	Board of Nursing	8,195.1	8,086.5	8,085.5
	Sources Total	**16,596.1**	**19,592.5**	**21,793.0**
Uses				
Operating Expenditures/Appropriations	Board of Nursing	5,077.2	5,885.0	6,391.0
Administrative Adjustments	Board of Nursing	12.9	0.0	0.0
HITF Backout	Board of Nursing	0.0	0.0	(157.1)
ERE Corrections	Board of Nursing	0.0	0.0	1.0
AFIS Charges	Board of Nursing	0.0	0.0	0.3
HITF Premium Increase	Board of Nursing	0.0	0.0	210.7
Risk Management Adjustment	Board of Nursing	0.0	0.0	(11.4)
Retirement Adjustment	Board of Nursing	0.0	0.0	4.1
	Uses Total	**5,090.1**	**5,885.0**	**6,438.6**
	Nursing Board Fund Ending Balance	**11,506.0**	**13,707.5**	**15,354.3**

Sources and Uses of All Major State Funds

Fund Number BR2000 Federal Grants Fund

A.R.S. § 35-142

Revenue is from federal grants and is used as specified in the grant.

		FY 2022	FY 2023	FY 2024
Sources				
Beginning Balance		57.4	57.4	0.0
Revenues	Board of Regents	0.0	274.7	274.7
	Sources Total	**57.4**	**332.1**	**274.7**
Uses				
Non-Appropriated Expenditures	Board of Regents	0.0	332.1	274.7
Retirement Adjustment	Board of Regents	0.0	0.0	(5.0)
	Uses Total	**0.0**	**332.1**	**269.7**
	Federal Grants Fund Ending Balance	**57.4**	**0.0**	**5.0**

Fund Number BR2122 Lottery Fund

A.R.S. § 5-521

Revenues are derived from Lottery sales and are used for Arizona Lottery operating costs and are distributed to beneficiaries according to statute.

		FY 2022	FY 2023	FY 2024
Sources				
Beginning Balance		0.0	0.0	0.0
Revenues	Board of Regents	5,298.9	5,298.9	5,298.9
	Sources Total	**5,298.9**	**5,298.9**	**5,298.9**
Uses				
Non-Appropriated Expenditures	Board of Regents	5,298.9	5,298.9	5,298.9
	Uses Total	**5,298.9**	**5,298.9**	**5,298.9**
	Lottery Fund Ending Balance	**0.0**	**0.0**	**0.0**

Fund Number BR2472 Technology and Research Initiative Fund

A.R.S. § 15-1648

Revenues are derived from a portion of the 0.6% sales tax authorized by voters through Proposition 301 in November 2000. Funds are used for technology and research (new economy) initiatives. Up to 20% of the monies may be used for capital projects, including debt service.

		FY 2022	FY 2023	FY 2024
Sources				
Beginning Balance		0.0	16,524.0	12,000.0
Revenues	Board of Regents	155,924.2	126,800.0	133,000.0
	Sources Total	**155,924.2**	**143,324.0**	**145,000.0**
Uses				
Non-Appropriated Expenditures	Board of Regents	139,400.2	131,324.0	131,324.0
	Uses Total	**139,400.2**	**131,324.0**	**131,324.0**
	Technology and Research Initiative Fund Ending Balance	**16,524.0**	**12,000.0**	**13,676.0**

Sources and Uses of All Major State Funds

Fund Number BR3042 University Capital Improvement Lease-to-Own and Bond Fund

A.R.S. § 15-1682.03

Revenues consist of monies provided to the Board of Regents, Lottery distributions, and monies appropopriated by the Legislature and are used for to pay for lease-to-own bond agreements entered into by the Board for the purposes of building renewal projects and new facilities at Arizona's universities.

		FY 2022	FY 2023	FY 2024
Sources				
Beginning Balance		0.0	0.0	0.0
Revenues	Board of Regents	85,002.7	85,002.7	85,002.7
	Sources Total	**85,002.7**	**85,002.7**	**85,002.7**
Uses				
Non-Appropriated Expenditures	Board of Regents	85,002.7	85,002.7	85,002.7
	Uses Total	**85,002.7**	**85,002.7**	**85,002.7**
University Capital Improvement Lease-to-Own and Bond Fund Ending Balance		**0.0**	**0.0**	**0.0**

Fund Number BR3131 A & M College Land Earnings Fund

A.R.S. § 37-524

Monies are derived from the lease, sale, or other disposition of lands granted to the state by federal government for the use and benefit of the universities. Funds are used to operate agricultural and mechanical colleges, to support university ROTC programs, to attract distinguished faculty, and operate teacher training programs.

		FY 2022	FY 2023	FY 2024
Sources				
Beginning Balance		0.0	0.0	0.0
Revenues	Board of Regents	2,210.2	2,210.2	2,210.2
	Sources Total	**2,210.2**	**2,210.2**	**2,210.2**
Uses				
Non-Appropriated Expenditures	Board of Regents	2,210.2	2,210.2	2,210.2
	Uses Total	**2,210.2**	**2,210.2**	**2,210.2**
A & M College Land Earnings Fund Ending Balance		**0.0**	**0.0**	**0.0**

Sources and Uses of All Major State Funds

Fund Number BR3132 Military Institute Land Earnings Fund

A.R.S. § 37-525

Monies are derived from the lease, sale, or other disposition of lands granted to the state by federal government for the use and benefit of the universities. Funds are used to operate agricultural and mechanical colleges, to support university ROTC programs, to attract distinguished faculty, and operate teacher training programs.

		FY 2022	FY 2023	FY 2024
Sources				
Beginning Balance		0.0	0.0	0.0
Revenues	Board of Regents	89.0	89.0	89.0
	Sources Total	**89.0**	**89.0**	**89.0**
Uses				
Non-Appropriated Expenditures	Board of Regents	89.0	89.0	89.0
	Uses Total	**89.0**	**89.0**	**89.0**
Military Institute Land Earnings Fund Ending Balance		**0.0**	**0.0**	**0.0**

Fund Number BR3134 Universities Land Earnings Fund

A.R.S. § 37-524

Proceeds from lands granted from the US, property donated by the individual, or from the sale of timber, minerals, gravel, or other natural products.

		FY 2022	FY 2023	FY 2024
Sources				
Beginning Balance		0.0	0.0	0.0
Revenues	Board of Regents	10,795.9	10,795.9	10,795.9
	Sources Total	**10,795.9**	**10,795.9**	**10,795.9**
Uses				
Non-Appropriated Expenditures	Board of Regents	10,795.9	10,795.9	10,795.9
	Uses Total	**10,795.9**	**10,795.9**	**10,795.9**
Universities Land Earnings Fund Ending Balance		**0.0**	**0.0**	**0.0**

Sources and Uses of All Major State Funds

Fund Number BR3136 Normal School Land Earnings Fund

A.R.S. § 37-523

Monies are derived from the lease, sale, or other disposition of lands granted to the state by federal government for the use and benefit of the universities. Funds are used to operate agricultural and mechanical colleges, to support university ROTC programs, to attract distinguished faculty, and operate teacher training programs.

		FY 2022	FY 2023	FY 2024
Sources				
Beginning Balance		0.0	0.0	0.0
Revenues	Board of Regents	573.5	573.5	573.5
	Sources Total	**573.5**	**573.5**	**573.5**
Uses				
Non-Appropriated Expenditures	Board of Regents	573.5	573.5	573.5
	Uses Total	**573.5**	**573.5**	**573.5**
	Normal School Land Earnings Fund Ending Balance	**0.0**	**0.0**	**0.0**

Fund Number BR4300 Teacher's Academy Fund

A.R.S. § 15-1655

Revenues consist of monies appropopriated by the Legislature and are used for the operation of the Arizona Teacher's Academy.

		FY 2022	FY 2023	FY 2024
Sources				
Beginning Balance		15,048.0	8,932.7	3,700.7
Revenues	Board of Regents	247.5	15,250.0	30,250.0
	Sources Total	**15,295.5**	**24,182.7**	**33,950.7**
Uses				
Non-Appropriated Expenditures	Board of Regents	6,362.8	20,482.0	33,950.7
	Uses Total	**6,362.8**	**20,482.0**	**33,950.7**
	Teacher's Academy Fund Ending Balance	**8,932.7**	**3,700.7**	**0.0**

Fund Number BR4501 Arizona Promise Program Fund

A.R.S. § 15-1701

Revenues consist of monies appropopriated by the Legislature and are used for the operation of the Arizona Promise Program.

		FY 2022	FY 2023	FY 2024
Sources				
Beginning Balance		0.0	0.0	0.0
Revenues	Board of Regents	0.0	20,000.0	60,000.0
	Sources Total	**0.0**	**20,000.0**	**60,000.0**
Uses				
Non-Appropriated Expenditures	Board of Regents	0.0	20,000.0	60,000.0
	Uses Total	**0.0**	**20,000.0**	**60,000.0**
	Arizona Promise Program Fund Ending Balance	**0.0**	**0.0**	**0.0**

Sources and Uses of All Major State Funds

Fund Number BR5000 — Arizona Veterinary Loan Assistance Fund

A.R.S. § 3-109.03

Revenues consist of monies appropopriated by the Legislature and are used for the operation of the Arizona Veterinary Loan Assistance Program.

		FY 2022	FY 2023	FY 2024
Sources				
Beginning Balance		0.0	0.0	6,000.0
Revenues	Board of Regents	0.0	6,000.0	0.0
	Sources Total	**0.0**	**6,000.0**	**6,000.0**
Uses				
	Uses Total	**0.0**	**0.0**	**0.0**
Arizona Veterinary Loan Assistance Fund Ending Balance		**0.0**	**6,000.0**	**6,000.0**

Fund Number BR5100 — Spouses of Military Veterans Tuition Scholarship Fund

A.R.S. § 15-1809

Revenues consist of monies appropopriated by the Legislature and are used for the operation of the Spouses of Millitary Veterans Tution Scholarships Program.

		FY 2022	FY 2023	FY 2024
Sources				
Beginning Balance		0.0	0.0	0.0
Revenues	Board of Regents	0.0	10,000.0	10,000.0
	Sources Total	**0.0**	**10,000.0**	**10,000.0**
Uses				
Non-Appropriated Expenditures	Board of Regents	0.0	10,000.0	10,000.0
	Uses Total	**0.0**	**10,000.0**	**10,000.0**
Spouses of Military Veterans Tuition Scholarship Fund Ending Balance		**0.0**	**0.0**	**0.0**

Fund Number BR8900 — ABOR Local Fund

A.R.S. § 35-142

The fund consists of revenues from universities and the state, which are used for the general operation of the Board.

		FY 2022	FY 2023	FY 2024
Sources				
Beginning Balance		5,345.7	6,052.7	4,767.9
Revenues	Board of Regents	7,537.8	7,985.1	7,985.1
	Sources Total	**12,883.5**	**14,037.8**	**12,753.0**
Uses				
Non-Appropriated Expenditures	Board of Regents	6,830.8	9,269.9	9,269.9
Retirement Adjustment	Board of Regents	0.0	0.0	(68.1)
	Uses Total	**6,830.8**	**9,269.9**	**9,201.8**
ABOR Local Fund Ending Balance		**6,052.7**	**4,767.9**	**3,551.2**

Sources and Uses of All Major State Funds

Fund Number BR9902 Promise for Dreamers Fund

Proposed FY 2024 Legistive Change

Revenues consist of legislative appropriations and are used for the operation of the Promise for Dreamers Program.

		FY 2022	FY 2023	FY 2024
Sources				
Beginning Balance		0.0	0.0	0.0
Revenues	Board of Regents	0.0	0.0	40,000.0
	Sources Total	**0.0**	**0.0**	**40,000.0**
Uses				
Non-Appropriated Expenditures	Board of Regents	0.0	0.0	40,000.0
	Uses Total	**0.0**	**0.0**	**40,000.0**
	Promise for Dreamers Fund Ending Balance	**0.0**	**0.0**	**0.0**

Fund Number CA1001 Arizona Commerce Authority Carryover Fund

A.R.S. § 41-1504

Revenues to the account come from fund balances from eliminated Department of Commerce funds and are used in creating high quality employment in Arizona through expansion, attraction, and retention of business within Arizona.

		FY 2022	FY 2023	FY 2024
Sources				
Beginning Balance		423.5	711.5	585.8
Revenues	Commerce Authority	292.2	291.9	291.9
	Sources Total	**715.7**	**1,003.4**	**877.7**
Uses				
Non-Appropriated Expenditures	Commerce Authority	4.2	417.6	417.6
	Uses Total	**4.2**	**417.6**	**417.6**
	Arizona Commerce Authority Carryover Fund Ending Balance	**711.5**	**585.8**	**460.1**

Fund Number CA1003 Economic Development Marketing and Attraction Fund

41-1510

Revenues consist of legislative appropriations, federal monies, and private donations and are used to provide grants to eligible entities for contracting for the design and construction of water infrastructure at the eligible entity's location.

		FY 2022	FY 2023	FY 2024
Sources				
Beginning Balance		0.0	0.0	0.0
Revenues	Commerce Authority	0.0	1,000.0	1,000.0
	Sources Total	**0.0**	**1,000.0**	**1,000.0**
Uses				
Non-Appropriated Expenditures	Commerce Authority	0.0	1,000.0	1,000.0
	Uses Total	**0.0**	**1,000.0**	**1,000.0**
	Economic Development Marketing and Attraction Fund Ending Balance	**0.0**	**0.0**	**0.0**

Sources and Uses of All Major State Funds

Fund Number CA1006 Rural Broadband Grants Fund

A.R.S. § 41-1504

Revenues are received from legislative appropriations and are used for grants to enhance broadband development in rural areas. Laws 2019, 1st Regular Session, Chapter 263 (HB 2747) appropriated $3 million and is non-lapsing.

		FY 2022	FY 2023	FY 2024
Sources				
Beginning Balance		1,811.1	0.6	0.0
	Sources Total	**1,811.1**	**0.6**	**0.0**
Uses				
Non-Appropriated Expenditures	Commerce Authority	1,810.5	0.6	0.0
	Uses Total	**1,810.5**	**0.6**	**0.0**
	Rural Broadband Grants Fund Ending Balance	**0.6**	**0.0**	**0.0**

Fund Number CA1007 Major Events Fund

A.R.S. § 41-1506.02

Revenues consist of legislative appropriations and donations. Monies are used to provide grants in coordination with the Office of Tourism to local organizing committees in support of the planning and operation of the competitive bid process for major events.

		FY 2022	FY 2023	FY 2024
Sources				
Beginning Balance		0.0	7,500.0	1,101.2
Revenues	Commerce Authority	7,500.0	7,500.0	0.0
	Sources Total	**7,500.0**	**15,000.0**	**1,101.2**
Uses				
Non-Appropriated Expenditures	Commerce Authority	0.0	13,898.8	1,101.2
	Uses Total	**0.0**	**13,898.8**	**1,101.2**
	Major Events Fund Ending Balance	**7,500.0**	**1,101.2**	**0.0**

Sources and Uses of All Major State Funds

Fund Number CA1016 Blockchain/Wearables Fund

A.R.S. § 41-1504

Revenues are from legislative appropriations and distributed up to $500,000 to applied research centers that specialize in blockchain technology, $3 million to applied research centers that specialize in wearable technology, and $1.5 million to applied research centers that specialize in a technology discipline that is approved by the authority. Laws 2022, 2nd Regular Session, Chapter 313 (HB 2862) appropriated a total of $5 million. This appropriation lapses on June 30, 2026.

		FY 2022	FY 2023	FY 2024
Sources				
Beginning Balance		500.0	2,750.0	2,600.0
Revenues	Commerce Authority	5,000.0	5,000.0	0.0
	Sources Total	**5,500.0**	**7,750.0**	**2,600.0**
Uses				
Non-Appropriated Expenditures	Commerce Authority	2,750.0	5,150.0	2,600.0
	Uses Total	**2,750.0**	**5,150.0**	**2,600.0**
	Blockchain/Wearables Fund Ending Balance	**2,750.0**	**2,600.0**	**0.0**

Fund Number CA1020 Mexico Trade Offices Fund

A.R.S. § 41-1504

Revenues consist of legislative appropriations as well as donations and are used to assist the state's international trade and foreign direct investment opportunities.

		FY 2022	FY 2023	FY 2024
Sources				
Beginning Balance		426.7	426.6	426.6
Revenues	Commerce Authority	500.0	500.0	500.0
	Sources Total	**926.7**	**926.6**	**926.6**
Uses				
Non-Appropriated Expenditures	Commerce Authority	500.1	500.0	500.0
	Uses Total	**500.1**	**500.0**	**500.0**
	Mexico Trade Offices Fund Ending Balance	**426.6**	**426.6**	**426.6**

Sources and Uses of All Major State Funds

Fund Number CA1021 Israel Trade Office Fund

A.R.S. § 41-1504

Revenues consist of legislative appropriations as well as donations and are used to assist the state's international trade and foreign direct investment opportunities.

		FY 2022	FY 2023	FY 2024
Sources				
Beginning Balance		3.7	3.7	3.7
Revenues	Commerce Authority	175.0	300.0	300.0
	Sources Total	**178.7**	**303.7**	**303.7**
Uses				
Non-Appropriated Expenditures	Commerce Authority	175.0	300.0	300.0
	Uses Total	**175.0**	**300.0**	**300.0**
	Israel Trade Office Fund Ending Balance	**3.7**	**3.7**	**3.7**

Fund Number CA1023 Frankfurt Germany Trade Office Fund

A.R.S. § 41-1504

Revenues consist of legislative appropriations as well as donations and are used to assist the state's international trade and foreign direct investment opportunities.

		FY 2022	FY 2023	FY 2024
Sources				
Beginning Balance		0.0	0.0	0.0
Revenues	Commerce Authority	250.0	500.0	500.0
	Sources Total	**250.0**	**500.0**	**500.0**
Uses				
Non-Appropriated Expenditures	Commerce Authority	250.0	500.0	500.0
	Uses Total	**250.0**	**500.0**	**500.0**
	Frankfurt Germany Trade Office Fund Ending Balance	**0.0**	**0.0**	**0.0**

Fund Number CA1024 Asian Trade Offices Fund

A.R.S. § 41-1504

Revenues consist of legislative appropriations as well as donations and are used to assist the state's international trade and foreign direct investment opportunities.

		FY 2022	FY 2023	FY 2024
Sources				
Beginning Balance		0.0	0.0	0.0
Revenues	Commerce Authority	0.0	750.0	750.0
	Sources Total	**0.0**	**750.0**	**750.0**
Uses				
Non-Appropriated Expenditures	Commerce Authority	0.0	750.0	750.0
	Uses Total	**0.0**	**750.0**	**750.0**
	Asian Trade Offices Fund Ending Balance	**0.0**	**0.0**	**0.0**

Sources and Uses of All Major State Funds

Fund Number CA1025 State Workforce Programs Fund

A.R.S. § 41-1504

Revenues consist of a portion of the state's allocation from the federal Workforce Innovation and Opportunity Act as well as an ISA between ACA and the Governor's Office. The fund is used to carry out workforce-related projects on behalf of the Governor's Office.

		FY 2022	FY 2023	FY 2024
Sources				
Beginning Balance		(612.3)	(390.4)	0.0
Revenues	Commerce Authority	1,106.1	390.4	390.4
	Sources Total	**493.8**	**0.0**	**390.4**
Uses				
Non-Appropriated Expenditures	Commerce Authority	884.2	0.0	390.4
	Uses Total	**884.2**	**0.0**	**390.4**
	State Workforce Programs Fund Ending Balance	**(390.4)**	**0.0**	**0.0**

Note: The FY 2022 negative starting balance represents the amount owed as this is a reimbursable account. The funds are expended and the amounts are reimbursed by other state agencies.

Fund Number CA1026 Economic Development Fund

A.R.S. § 41-1504

Revenues consist of an ISA between ACA and the Office of Economic Opportunity and used for executing economic development initiatives including global supply chain attractions, technology innovation, and semiconductor manufacturing opportunities.

		FY 2022	FY 2023	FY 2024
Sources				
Beginning Balance		(804.0)	(1,042.2)	(721.9)
Revenues	Commerce Authority	4,250.6	8,171.1	1,443.8
	Sources Total	**3,446.6**	**7,128.9**	**721.9**
Uses				
Non-Appropriated Expenditures	Commerce Authority	4,488.8	7,850.8	721.9
	Uses Total	**4,488.8**	**7,850.8**	**721.9**
	Economic Development Fund Ending Balance	**(1,042.2)**	**(721.9)**	**0.0**

Note: The FY 2022 negative starting balance represents the amount owed as this is a reimbursable account. The funds are expended and the amounts are reimbursed by Office of Economic Opportunity.

Sources and Uses of All Major State Funds

Fund Number CA1027 ADOA Business One-Stop Fund

A.R.S. § 35-142

Revenues are received from and are used for the requirements of any inter-agency or inter-governmental agreements of the agency.

		FY 2022	FY 2023	FY 2024
Sources				
Beginning Balance		0.0	(1.5)	0.0
Revenues	Commerce Authority	2.1	146.8	0.0
	Sources Total	**2.1**	**145.3**	**0.0**
Uses				
Non-Appropriated Expenditures	Commerce Authority	3.6	145.3	0.0
	Uses Total	**3.6**	**145.3**	**0.0**
	ADOA Business One-Stop Fund Ending Balance	**(1.5)**	**0.0**	**0.0**

Note: The FY 2022 negative ending balance represents the amount owed as this is a reimbursable account. The funds are expended and the amounts are reimbursed by the Department of Administration.

Fund Number CA1090 Water Infrastructure and Commerce Grant Fund

A.R.S. § 41-1510

Revenues consist of legislative appropriations, federal monies, and private donations. Monies are used to provide grants to eligible entities for contracting for the design and construction of water infrastructure at the eligible entity's location.

		FY 2022	FY 2023	FY 2024
Sources				
Beginning Balance		0.0	0.0	0.0
Revenues	Commerce Authority	0.0	15,000.0	0.0
	Sources Total	**0.0**	**15,000.0**	**0.0**
Uses				
Non-Appropriated Expenditures	Commerce Authority	0.0	15,000.0	0.0
	Uses Total	**0.0**	**15,000.0**	**0.0**
	Water Infrastructure and Commerce Grant Fund Ending Balance	**0.0**	**0.0**	**0.0**

Sources and Uses of All Major State Funds

Fund Number CA1237 Work Force Recruitment and Job Training Fund

A.R.S.§ 41-1544

Consists of Job Training Tax revenues used to provide training for specific employment opportunities with qualified new and expanding businesses, however the tax was repealed in 2015 and this fund and its associated program were repealed on January 1, 2021. All unencumbered monies left in the Fund as of January 1, 2021 were reverted back to the General Fund. All monies remaining in the Fund on June 30, 2022 will revert to the General Fund.

		FY 2022	FY 2023	FY 2024
Sources				
Beginning Balance		15,414.3	12,311.4	0.0
Revenues	Commerce Authority	62.1	12.9	0.0
	Sources Total	**15,476.4**	**12,324.3**	**0.0**
Uses				
Non-Appropriated Expenditures	Commerce Authority	3,165.0	(51.2)	0.0
Residual Equity Transfer	Commerce Authority	0.0	12,375.5	0.0
	Uses Total	**3,165.0**	**12,324.3**	**0.0**
Work Force Recruitment and Job Training Fund Ending Balance		**12,311.4**	**0.0**	**0.0**

Fund Number CA2000 Federal Grants Fund

A.R.S. § 35-142

Revenues consist of grant monies from the federal government, and are used for programmatic costs relating to workforce development, apprenticeship services, and sector and energy strategy.

		FY 2022	FY 2023	FY 2024
Sources				
Beginning Balance		0.0	74.0	29,490.9
Revenues	Commerce Authority	2,858.8	38,241.5	32,262.2
	Sources Total	**2,858.8**	**38,315.5**	**61,753.1**
Uses				
Non-Appropriated Expenditures	Commerce Authority	2,784.8	8,824.6	8,201.9
	Uses Total	**2,784.8**	**8,824.6**	**8,201.9**
Federal Grants Fund Ending Balance		**74.0**	**29,490.9**	**53,551.2**

Sources and Uses of All Major State Funds

Fund Number CA2547 — Arizona Commerce Authority Fund

A.R.S. § 41-1506

Revenues consist primarily of tax withholdings and are used to fund the operations of the Arizona Commerce Authority.

		FY 2022	FY 2023	FY 2024
Sources				
Beginning Balance		684.0	403.0	403.0
Revenues	Commerce Authority	10,000.0	10,000.0	10,000.0
	Sources Total	**10,684.0**	**10,403.0**	**10,403.0**
Uses				
Non-Appropriated Expenditures	Commerce Authority	10,281.0	10,000.0	10,000.0
	Uses Total	**10,281.0**	**10,000.0**	**10,000.0**
	Arizona Commerce Authority Fund Ending Balance	**403.0**	**403.0**	**403.0**

Fund Number CA2548 — Arizona Competes Fund

A.R.S. § 41-1545.01

Revenues consist of tax withholdings, state lottery fund deposits, legislative appropriations, and various Corporation Commission filing and registration fees. Monies are used to enhance economic development efforts, including deal closing grants to Arizona businesses.

		FY 2022	FY 2023	FY 2024
Sources				
Beginning Balance		59,283.0	114,493.3	106,027.3
Revenues	Commerce Authority	59,442.0	9,489.0	9,489.0
	Sources Total	**118,725.0**	**123,982.3**	**115,516.3**
Uses				
Non-Appropriated Expenditures	Commerce Authority	4,231.7	17,955.0	17,955.0
	Uses Total	**4,231.7**	**17,955.0**	**17,955.0**
	Arizona Competes Fund Ending Balance	**114,493.3**	**106,027.3**	**97,561.3**

Fund Number CA2985 — ACA Coronavirus State and Local Fiscal Recovery Fund

A.R.S. § 35-142

Revenue is received from the American Rescue Plan Act (ARPA) and is used for expenses related to the mitigation and recovery from the Coronavirus Disease 2019 (COVID-19) public health emergency.

		FY 2022	FY 2023	FY 2024
Sources				
Beginning Balance		0.0	0.0	0.0
Revenues	Commerce Authority	0.0	250.0	145,000.0
	Sources Total	**0.0**	**250.0**	**145,000.0**
Uses				
Non-Appropriated Expenditures	Commerce Authority	0.0	250.0	0.0
	Uses Total	**0.0**	**250.0**	**0.0**
	ACA Coronavirus State and Local Fiscal Recovery Fund Ending Balance	**0.0**	**0.0**	**145,000.0**

Sources and Uses of All Major State Funds

Fund Number CA3002 Arizona Coronavirus Relief Fund

A.R.S. § 41-1504

Revenues consist of private donations from individuals, companies, and foundations and is used to respond to needs associated with the COVID-19 pandemic including: purchase of personal protective equipment, and support for youth centers, homeless centers, senior centers, domestic violence centers, etc.

		FY 2022	FY 2023	FY 2024
Sources				
Beginning Balance		510.6	0.0	0.0
Revenues	Commerce Authority	7.0	0.0	0.0
	Sources Total	**517.6**	**0.0**	**0.0**
Uses				
Non-Appropriated Expenditures	Commerce Authority	517.6	0.0	0.0
	Uses Total	**517.6**	**0.0**	**0.0**
	Arizona Coronavirus Relief Fund Ending Balance	**0.0**	**0.0**	**0.0**

Fund Number CA3005 Application Fees Fund

A.R.S. § 41-1504

Revenues to the fund consist of tax credit processing fees equal to 1% of the tax credits being refunded and are used for administrative costs of the Authority's tax credit programs.

		FY 2022	FY 2023	FY 2024
Sources				
Beginning Balance		3,426.1	3,612.5	897.4
Revenues	Commerce Authority	995.5	1,000.0	1,000.0
	Sources Total	**4,421.6**	**4,612.5**	**1,897.4**
Uses				
Non-Appropriated Expenditures	Commerce Authority	809.1	3,715.1	1,897.4
	Uses Total	**809.1**	**3,715.1**	**1,897.4**
	Application Fees Fund Ending Balance	**3,612.5**	**897.4**	**0.0**

Fund Number CA3010 Non-Federal Grant Fund

A.R.S. § 41-1504

Revenue received are from grants awarded to Arizona Commerce Authority by non-state and -federal entities and are used towards the objective of the grant.

		FY 2022	FY 2023	FY 2024
Sources				
Beginning Balance		75.0	0.0	0.0
	Sources Total	**75.0**	**0.0**	**0.0**
Uses				
Non-Appropriated Expenditures	Commerce Authority	75.0	0.0	0.0
	Uses Total	**75.0**	**0.0**	**0.0**
	Non-Federal Grant Fund Ending Balance	**0.0**	**0.0**	**0.0**

Sources and Uses of All Major State Funds

Fund Number CA3189 Commerce Donations Fund

A.R.S. § 35-142

Revenues consist of donations received from private sector and interest earned on those revenues. Funds are expended in accordance with the restrictions placed on the respective gift, grant, or donation.

		FY 2022	FY 2023	FY 2024
Sources				
Beginning Balance		46.5	36.0	35.0
Revenues	Commerce Authority	29.2	50.0	55.0
	Sources Total	**75.7**	**86.0**	**90.0**
Uses				
Non-Appropriated Expenditures	Commerce Authority	39.7	51.0	51.0
	Uses Total	**39.7**	**51.0**	**51.0**
	Commerce Donations Fund Ending Balance	**36.0**	**35.0**	**39.0**

Fund Number CA4080 Institute for Automated Mobility Fund

A.R.S. § 41-1504

Revenues consist of donations from organizations and is used to fund research to support the advancement of autonomous vehicles in Arizona.

		FY 2022	FY 2023	FY 2024
Sources				
Beginning Balance		327.3	221.4	149.0
Revenues	Commerce Authority	217.5	245.0	245.0
	Sources Total	**544.8**	**466.4**	**394.0**
Uses				
Non-Appropriated Expenditures	Commerce Authority	323.4	317.4	317.4
	Uses Total	**323.4**	**317.4**	**317.4**
	Institute for Automated Mobility Fund Ending Balance	**221.4**	**149.0**	**76.6**

Sources and Uses of All Major State Funds

Fund Number CA9507 Arizona Innovation Accelerator Fund

A.R.S. § 41-1504

The Arizona Innovation Accelerator Fund provides debt financing for eligible small businesses. The program has the ability to provide up to 49.9% of the financing package that includes both public and private capital. Original monies for the program came from a federal appropriation from the U.S. Treasury. Ongoing revenues are from interest income and loan origination fees for the loans the Authority participates in with partner lending institutions.

		FY 2022	FY 2023	FY 2024
Sources				
Beginning Balance		18,750.0	18,795.7	15,218.3
Revenues	Commerce Authority	71.1	74.7	74.7
	Sources Total	**18,821.1**	**18,870.4**	**15,293.0**
Uses				
Non-Appropriated Expenditures	Commerce Authority	25.4	3,652.1	3,652.1
	Uses Total	**25.4**	**3,652.1**	**3,652.1**
	Arizona Innovation Accelerator Fund Ending Balance	**18,795.7**	**15,218.3**	**11,640.9**

Fund Number CA9971 RevAZ Fund

A.R.S. § 41-1504

Fund consists of fees and related expenses for services in conjunction with the federal Manufacturing Extension Partnership.

		FY 2022	FY 2023	FY 2024
Sources				
Beginning Balance		454.8	513.5	513.5
Revenues	Commerce Authority	1,714.9	2,850.0	2,850.0
	Sources Total	**2,169.7**	**3,363.5**	**3,363.5**
Uses				
Non-Appropriated Expenditures	Commerce Authority	1,656.2	2,850.0	2,850.0
Retirement Adjustment	Commerce Authority	0.0	0.0	1.2
	Uses Total	**1,656.2**	**2,850.0**	**2,851.2**
	RevAZ Fund Ending Balance	**513.5**	**513.5**	**512.3**

Sources and Uses of All Major State Funds

Fund Number CA9998 Rural Broadband Accelerated Match Fund

Proposed FY 2023 Legislative Change

Monies in the fund consist of legislative appropriations and private donations, and used to provide grants to non-state enitities primarily outside of Maricopa and Pima Counties that are eligible under the federal Broadband, Equity, Access, and Deployment (BEAD) Program within the Investment in Infrastructure and Jobs Act (IIJA) to assist them with securing the matching requirement under BEAD.

		FY 2022	FY 2023	FY 2024
Sources				
Beginning Balance		0.0	0.0	0.0
Revenues	Commerce Authority	0.0	0.0	50,000.0
	Sources Total	**0.0**	**0.0**	**50,000.0**
Uses				
Non-Appropriated Expenditures	Commerce Authority	0.0	0.0	50,000.0
	Uses Total	**0.0**	**0.0**	**50,000.0**
Rural Broadband Accelerated Match Fund Ending Balance		**0.0**	**0.0**	**0.0**

Fund Number CB2017 Board of Cosmetology Fund

A.R.S. § 32-505(A)

Funds are used to administer licensing examinations and licenses, inspect salons and schools, and investigate violations of sanitation requirements and cosmetology procedures. Revenues consist of examination and licensing fees, penalties, educational classes, and service charges for printouts, copying, paying with alternative methods, documents and publications, and other services the Board deems appropriate.

		FY 2022	FY 2023	FY 2024
Sources				
Beginning Balance		12,557.1	0.0	0.0
Revenues	Board of Cosmetology	3,956.6	0.0	0.0
	Sources Total	**16,513.7**	**0.0**	**0.0**
Uses				
Operating Expenditures/Appropriations	Board of Cosmetology	16,462.0	0.0	0.0
Administrative Adjustments	Board of Cosmetology	47.8	0.0	0.0
Non-Appropriated Expenditures	Board of Cosmetology	3.9	0.0	0.0
	Uses Total	**16,513.7**	**0.0**	**0.0**
Board of Cosmetology Fund Ending Balance		**0.0**	**0.0**	**0.0**

Sources and Uses of All Major State Funds

Fund Number CC2000 — Federal Grants Fund

A.R.S. § 35-142

Revenues come from the U.S. Department of Transportation. Funds are used to reimburse up to 50% of costs associated with the inspection of interstate pipelines transporting gas and hazardous liquids, and to conduct a pipeline safety program.

		FY 2022	FY 2023	FY 2024
Sources				
Beginning Balance		6,201.4	6,134.5	4,441.0
Revenues	Corporation Commission	1,085.2	1,500.0	1,500.0
	Sources Total	**7,286.6**	**7,634.5**	**5,941.0**
Uses				
Non-Appropriated Expenditures	Corporation Commission	1,152.1	3,193.5	3,193.5
HITF Backout	Corporation Commission	0.0	0.0	(20.2)
AFIS Charges	Corporation Commission	0.0	0.0	0.1
HITF Premium Increase	Corporation Commission	0.0	0.0	27.1
Retirement Adjustment	Corporation Commission	0.0	0.0	1.7
	Uses Total	**1,152.1**	**3,193.5**	**3,202.2**
	Federal Grants Fund Ending Balance	**6,134.5**	**4,441.0**	**2,738.8**

Fund Number CC2076 — Utility Siting Fund

A.R.S. § 40-360.09

Funds come from fees paid for applications to the Line Siting Committee for proposed and expanded power plants and transmission lines. Funds are used for costs incurred by the Line Siting Committee in connection with the activities of the Committee.

		FY 2022	FY 2023	FY 2024
Sources				
Beginning Balance		0.9	2.6	82.6
Revenues	Corporation Commission	81.4	80.0	80.0
	Sources Total	**82.3**	**82.6**	**162.6**
Uses				
Non-Appropriated Expenditures	Corporation Commission	79.7	0.0	0.0
	Uses Total	**79.7**	**0.0**	**0.0**
	Utility Siting Fund Ending Balance	**2.6**	**82.6**	**162.6**

Sources and Uses of All Major State Funds

Fund Number CC2172 Utility Regulation Revolving Fund

A.R.S. § 40-408

Revenues consist of annual assessments against public utilities regulated by the Commission. Funds are used to conduct research and analysis to the elected commissioners on all matters relating to the regulation of public service corporations.

		FY 2022	FY 2023	FY 2024
Sources				
Beginning Balance		15,155.8	7,423.2	5,504.3
Revenues	Corporation Commission	6,166.9	15,400.0	15,400.0
	Sources Total	**21,322.7**	**22,823.2**	**20,904.3**
Uses				
Operating Expenditures/Appropriations	Corporation Commission	12,497.2	16,236.1	16,236.1
Administrative Adjustments	Corporation Commission	1,402.3	1,082.8	0.0
HITF Backout	Corporation Commission	0.0	0.0	(384.0)
ERE Corrections	Corporation Commission	0.0	0.0	35.2
AFIS Charges	Corporation Commission	0.0	0.0	0.4
HITF Premium Increase	Corporation Commission	0.0	0.0	515.1
Fleet Charges	Corporation Commission	0.0	0.0	87.2
Risk Management Adjustment	Corporation Commission	0.0	0.0	(5.8)
Retirement Adjustment	Corporation Commission	0.0	0.0	35.7
	Uses Total	**13,899.5**	**17,318.9**	**16,519.9**
	Utility Regulation Revolving Fund Ending Balance	**7,423.2**	**5,504.3**	**4,384.3**

Note: Note: Assessments are done in June, so sometimes revenues carry over into other fiscal years. Revenues not represented in FY 2022 are represented in FY 2023.

Fund Number CC2175 Residential Utility Consumer Office Revolving Fund

A.R.S. § 40-409

This fund consists of annual residential consumer assessments against each qualifying public service corporation. The fund is used to pay for the operation of the Residential Utility Consumer Office.

		FY 2022	FY 2023	FY 2024
Sources				
Beginning Balance		1,018.9	2.5	1,402.5
Revenues	Corporation Commission	(1,016.4)	1,400.0	1,400.0
	Sources Total	**2.5**	**1,402.5**	**2,802.5**
Uses				
	Uses Total	**0.0**	**0.0**	**0.0**
	Residential Utility Consumer Office Revolving Fund Ending Balance	**2.5**	**1,402.5**	**2,802.5**

Note: This fund often reflects negative revenues because Corporation Commission does not spend money from the fund. Revenues are transferred to the Residential Utility Consumer Office.

Sources and Uses of All Major State Funds

Fund Number CC2264 Securities Regulatory & Enforcement Fund

A.R.S. § 44-2039

Revenues include part of a registration fee for each dealer and salesman, part of the fee for a salesman transferring registration from one registered dealer to another, and an exchange registration fee for each unit of a security exchanged. The Commission uses these monies for education, regulatory, investigative, and enforcement operations in the securities division. All revenue in excess of the appropriation is deposited into the General Fund.

		FY 2022	FY 2023	FY 2024
Sources				
Beginning Balance		20,902.3	28,904.6	34,402.4
Revenues	Corporation Commission	28,363.2	29,000.0	29,500.0
	Sources Total	**49,265.5**	**57,904.6**	**63,902.4**
Uses				
Operating Expenditures/Appropriations	Corporation Commission	4,819.6	5,706.9	5,706.9
Administrative Adjustments	Corporation Commission	211.3	295.3	0.0
Legislative Fund Transfers	Corporation Commission	15,304.1	17,500.0	0.0
HITF Backout	Corporation Commission	0.0	0.0	(162.8)
ERE Corrections	Corporation Commission	0.0	0.0	12.3
AFIS Charges	Corporation Commission	0.0	0.0	0.2
HITF Premium Increase	Corporation Commission	0.0	0.0	218.4
Risk Management Adjustment	Corporation Commission	0.0	0.0	(1.9)
Retirement Adjustment	Corporation Commission	0.0	0.0	4.4
Non-Lapsing Authority from Prior Years	Corporation Commission	26.0	0.0	0.0
	Uses Total	**20,360.9**	**23,502.2**	**5,777.5**
	Securities Regulatory & Enforcement Fund Ending Balance	**28,904.6**	**34,402.4**	**58,124.9**

Fund Number CC2321 Utility Surety Fund

A.R.S. § 40-321

Monies in the fund consist of deposits ordered by the Corporation Commission from public utilities as penalties for violations. Funds are used for the benefit of customers of public service corporations who have lost service as a result of violations.

		FY 2022	FY 2023	FY 2024
Sources				
Beginning Balance		0.0	0.0	0.0
	Sources Total	**0.0**	**0.0**	**0.0**
Uses				
Administrative Adjustments	Corporation Commission	0.0	0.0	0.0
	Uses Total	**0.0**	**0.0**	**0.0**
	Utility Surety Fund Ending Balance	**0.0**	**0.0**	**0.0**

Sources and Uses of All Major State Funds

Fund Number CC2333 Public Access Fund

A.R.S. § 10-122.01

Revenues consist of fees charged for expedited services, special computer printouts, reports, and tapes. Revenues also consist of two-thirds of fees for the annual report of domestic and foreign corporations. Additionally, the Commission charges for remote access to the Commission's data processing system. Funds are used for improvements to the Commission's data processing system. Fund balances in excess of $200,000 at the end of each fiscal year are transferred to the General Fund.

		FY 2022	FY 2023	FY 2024
Sources				
Beginning Balance		4,238.4	4,180.0	3,484.9
Revenues	Corporation Commission	10,617.8	10,925.0	10,925.0
	Sources Total	**14,856.2**	**15,105.0**	**14,409.9**
Uses				
Operating Expenditures/Appropriations	Corporation Commission	5,989.7	7,464.5	7,464.5
Administrative Adjustments	Corporation Commission	653.0	775.9	0.0
Legislative Fund Transfers	Corporation Commission	4,033.5	3,379.7	0.0
HITF Backout	Corporation Commission	0.0	0.0	(196.8)
ERE Corrections	Corporation Commission	0.0	0.0	14.1
AFIS Charges	Corporation Commission	0.0	0.0	0.2
HITF Premium Increase	Corporation Commission	0.0	0.0	264.0
Risk Management Adjustment	Corporation Commission	0.0	0.0	(3.1)
Retirement Adjustment	Corporation Commission	0.0	0.0	4.9
	Uses Total	**10,676.2**	**11,620.1**	**7,547.8**
	Public Access Fund Ending Balance	**4,180.0**	**3,484.9**	**6,862.1**

Fund Number CC2334 Moneys on Demand Fund

A.R.S. § 10-122

The Monies On Demand Fund contains deposits made by Customers of the Corporations Division that maintain On Demand Accounts. The client balances allow for tax filings, multiple business filings, etc., without delay for lack of payment in advance or having multiple accounts' fees paid with separate checks. As the customer completes their filings and incurs expenses, funds are moved from the Monies On Demand account into the appropriate revenue account.

		FY 2022	FY 2023	FY 2024
Sources				
Beginning Balance		524.9	1,999.0	1,999.0
Revenues	Corporation Commission	1,474.1	0.0	0.0
	Sources Total	**1,999.0**	**1,999.0**	**1,999.0**
Uses				
	Uses Total	**0.0**	**0.0**	**0.0**
	Moneys on Demand Fund Ending Balance	**1,999.0**	**1,999.0**	**1,999.0**

Sources and Uses of All Major State Funds

Fund Number CC2404 Securities Investment Management Fund

A.R.S. § 44-3298

Revenues consist of fees and costs collected pursuant to enforcement of investment management regulations. The Commission uses these funds for education, regulatory, investigative, and enforcement operations in the securities division. Fund balances in excess of $100,000 on Dec 31st of each year are transferred to the General Fund.

		FY 2022	FY 2023	FY 2024
Sources				
Beginning Balance		1,899.8	2,222.4	2,198.9
Revenues	Corporation Commission	3,421.8	3,500.0	3,750.0
	Sources Total	**5,321.6**	**5,722.4**	**5,948.9**
Uses				
Operating Expenditures/Appropriations	Corporation Commission	660.1	812.0	812.0
Administrative Adjustments	Corporation Commission	10.3	61.5	0.0
Legislative Fund Transfers	Corporation Commission	2,428.9	2,650.0	0.0
HITF Backout	Corporation Commission	0.0	0.0	(27.9)
ERE Corrections	Corporation Commission	0.0	0.0	1.9
HITF Premium Increase	Corporation Commission	0.0	0.0	37.4
Risk Management Adjustment	Corporation Commission	0.0	0.0	(0.4)
Retirement Adjustment	Corporation Commission	0.0	0.0	0.7
	Uses Total	**3,099.3**	**3,523.5**	**823.7**
	Securities Investment Management Fund Ending Balance	**2,222.4**	**2,198.9**	**5,125.1**

Fund Number CC2500 IGA and ISA Fund

A.R.S. § 35-142

Revenues are received from and are used for the requirements of any inter-agency or inter-governmental agreements of the agency.

		FY 2022	FY 2023	FY 2024
Sources				
Beginning Balance		6.5	90.5	94.0
Revenues	Corporation Commission	280.3	300.5	0.5
	Sources Total	**286.8**	**391.0**	**94.5**
Uses				
Non-Appropriated Expenditures	Corporation Commission	196.3	297.0	94.4
Retirement Adjustment	Corporation Commission	0.0	0.0	0.1
	Uses Total	**196.3**	**297.0**	**94.5**
	IGA and ISA Fund Ending Balance	**90.5**	**94.0**	**0.0**

Sources and Uses of All Major State Funds

Fund Number CC2566 Automation Projects Fund

A.R.S. § 41-714

The fund is used to implement, upgrade, and maintain automation and information technology projects for any State agency. Monies in the fund are continuosly appropriated.

		FY 2022	FY 2023	FY 2024
Sources				
Beginning Balance		0.0	0.0	0.0
	Sources Total	**0.0**	**0.0**	**0.0**
Uses				
	Uses Total	**0.0**	**0.0**	**0.0**
	Automation Projects Fund Ending Balance	**0.0**	**0.0**	**0.0**

Fund Number CC3043 Arizona Arts Trust Fund

A.R.S. § 41-983.01

Revenues come from a portion of the filing fee for each annual report filed with the Arizona Corporation Commission. Funds are used to award grants to organizations and individual artists with the purpose of advancing and fostering the arts in Arizona.

			FY 2022	FY 2023	FY 2024
Sources					
Beginning Balance			145.5	28.7	0.0
Revenues	Corporation Commission		1,390.8	1,408.8	1,410.3
		Sources Total	**1,536.3**	**1,437.5**	**1,410.3**
Uses					
Operating Expenditures/Appropriations	Corporation Commission		51.2	58.8	58.8
Administrative Adjustments	Corporation Commission		15.8	0.0	0.0
Legislative Fund Transfers	Corporation Commission		1,440.6	1,378.7	1,350.0
HITF Backout	Corporation Commission		0.0	0.0	(4.0)
ERE Corrections	Corporation Commission		0.0	0.0	0.1
HITF Premium Increase	Corporation Commission		0.0	0.0	5.4
Risk Management Adjustment	Corporation Commission		0.0	0.0	(0.1)
Retirement Adjustment	Corporation Commission		0.0	0.0	0.1
		Uses Total	**1,507.6**	**1,437.5**	**1,410.3**
		Arizona Arts Trust Fund Ending Balance	**28.7**	**0.0**	**0.0**

Sources and Uses of All Major State Funds

Fund Number CC3180 — Court Ordered Trust Fund

A.R.S. § 35-142

Restitution funds are received from respondents following an order of restitution pertaining to securities law violations. Funds are invested with the State Treasurer in an interest bearing account and distributed periodically to known investor claimants proportionate to their investment amounts.

		FY 2022	FY 2023	FY 2024
Sources				
Beginning Balance		3,310.6	6,213.8	9,718.8
Revenues	Corporation Commission	2,903.2	3,505.0	4,005.0
	Sources Total	**6,213.8**	**9,718.8**	**13,723.8**
Uses				
AFIS Charges	Corporation Commission	0.0	0.0	0.1
	Uses Total	**0.0**	**0.0**	**0.1**
	Court Ordered Trust Fund Ending Balance	**6,213.8**	**9,718.8**	**13,723.7**

Fund Number CC3888 — Office of Economic Opportunity Operations Fund

A.R.S. § 41-5302

Revenues are derived from registration fees from not-for-profit securities companies, securities registrations fees in excess of $1,500, 10% of open-end company filing fees, and closed-end filing fees in excess of $1,500. Funds are used to further the mission of the office and related economic development interests.

		FY 2022	FY 2023	FY 2024
Sources				
Beginning Balance		182.3	0.0	0.0
Revenues	Corporation Commission	2,278.4	2,350.0	2,400.0
	Sources Total	**2,460.7**	**2,350.0**	**2,400.0**
	Office of Economic Opportunity Operations Fund Ending Balance	**2,460.7**	**2,350.0**	**2,400.0**

Fund Number CD2000 — Federal Grants Fund

A.R.S. § 35-142

Funds are received from the U.S. Department of Health and Human Services to carry out special maternal and child health projects.

		FY 2022	FY 2023	FY 2024
Sources				
Beginning Balance		295.4	1,302.4	5,299.9
Revenues	Early Childhood Development and Health Board	7,495.7	53,361.3	37,448.9
	Sources Total	**7,791.1**	**54,663.7**	**42,748.8**
Uses				
Non-Appropriated Expenditures	Early Childhood Development and Health Board	6,488.7	49,363.8	38,325.3
	Uses Total	**6,488.7**	**49,363.8**	**38,325.3**
	Federal Grants Fund Ending Balance	**1,302.4**	**5,299.9**	**4,423.5**

Sources and Uses of All Major State Funds

Fund Number CD2542 Early Childhood Development and Health Fund

A.R.S. § 8-1181

This fund receives revenues generated from an additional tax levied on tobacco products and is detailed in A.R.S. § 42-3371. The fund is used for statewide program grants (10% of the fund) and regional programs (90% of the fund) that focus on improving early childhood health and education in Arizona.

		FY 2022	FY 2023	FY 2024
Sources				
Beginning Balance		260,035.0	236,099.9	204,801.7
Revenues	Early Childhood Development and Health Board	121,238.2	119,111.3	118,500.0
	Sources Total	**381,273.2**	**355,211.2**	**323,301.7**
Uses				
Non-Appropriated Expenditures	Early Childhood Development and Health Board	145,173.3	150,409.5	139,409.5
Legislative Fund Transfers	Early Childhood Development and Health Board	0.0	0.0	0.0
HITF Backout	Early Childhood Development and Health Board	0.0	0.0	(261.2)
AFIS Charges	Early Childhood Development and Health Board	0.0	0.0	1.0
HITF Premium Increase	Early Childhood Development and Health Board	0.0	0.0	350.4
Fleet Charges	Early Childhood Development and Health Board	0.0	0.0	20.5
Risk Management Adjustment	Early Childhood Development and Health Board	0.0	0.0	(51.9)
Retirement Adjustment	Early Childhood Development and Health Board	0.0	0.0	14.2
	Uses Total	**145,173.3**	**150,409.5**	**139,482.5**
Early Childhood Development and Health Fund Ending Balance		**236,099.9**	**204,801.7**	**183,819.2**

Sources and Uses of All Major State Funds

Fund Number CE2010 Chiropractic Examiners Board Fund

A.R.S. § 32-906

Revenues are received from fees, fines, and other revenues received by the Board and used for licensing, investigations, and conducting examinations of Chiropractors.

		FY 2022	FY 2023	FY 2024
Sources				
Beginning Balance		533.6	610.2	632.2
Revenues	Board of Chiropractic Examiners	499.5	510.7	522.2
	Sources Total	**1,033.1**	**1,120.9**	**1,154.4**
Uses				
Operating Expenditures/Appropriations	Board of Chiropractic Examiners	409.4	488.7	537.2
Administrative Adjustments	Board of Chiropractic Examiners	13.5	0.0	0.0
HITF Backout	Board of Chiropractic Examiners	0.0	0.0	(11.9)
ERE Corrections	Board of Chiropractic Examiners	0.0	0.0	9.4
HITF Premium Increase	Board of Chiropractic Examiners	0.0	0.0	16.0
Risk Management Adjustment	Board of Chiropractic Examiners	0.0	0.0	(0.9)
Retirement Adjustment	Board of Chiropractic Examiners	0.0	0.0	0.3
	Uses Total	**422.9**	**488.7**	**550.1**
	Chiropractic Examiners Board Fund Ending Balance	**610.2**	**632.2**	**604.3**

Fund Number CH2007 Temporary Assistance for Needy Families (TANF) Fund

U.S. Public Law 104-193

Temporary Assistance for Needy Families (TANF) funds are received from the U.S. Department of Health and Human Services and can be used to assist needy families, reduce dependency of needy parents, prevent out-of-wedlock pregnancies, and encourage the formation and maintenance of two-parent families.

		FY 2022	FY 2023	FY 2024
Sources				
Beginning Balance		0.0	0.0	0.0
Revenues	Department of Child Safety	157,468.1	161,082.2	161,082.2
	Sources Total	**157,468.1**	**161,082.2**	**161,082.2**
Uses				
Operating Expenditures/Appropriations	Department of Child Safety	157,468.1	161,082.2	161,082.2
	Uses Total	**157,468.1**	**161,082.2**	**161,082.2**
	Temporary Assistance for Needy Families (TANF) Fund Ending Balance	**0.0**	**0.0**	**0.0**

Sources and Uses of All Major State Funds

Fund Number CH2008 Child Care and Development Fund

Section 418 of the Social Security Act

The funds are received as a block grant from the U.S. Department of Health and Human Services. CCDF funds are expended to subsidize low-income, working families' monthly child care expenditures so that they can work or attend training or education. Funds are also expended for eligibility determination, family and provider case management, and licensing and certification of centers and qualifying homes.

		FY 2022	FY 2023	FY 2024
Sources				
Beginning Balance		0.0	0.0	0.0
Revenues	Department of Child Safety	130,916.0	40,516.0	40,516.0
	Sources Total	**130,916.0**	**40,516.0**	**40,516.0**
Uses				
Operating Expenditures/Appropriations	Department of Child Safety	130,916.0	40,516.0	40,516.0
	Uses Total	**130,916.0**	**40,516.0**	**40,516.0**
Child Care and Development Fund Ending Balance		**0.0**	**0.0**	**0.0**

Fund Number CH2009 DCS Expenditure Authority Fund

Laws 2016 Ch. 117

Child safety Expenditure Authority includes all Department funding sources excluding General Fund, the federal Child Care and Development Block Grant, the federal Temporary Assistance for Needy Families block grant, the Child Abuse Prevention fund and the Children and Family Services Training Program fund. The Expenditure Authority appropriation represents a cap for spending, which may exceed actual funds available.

		FY 2022	FY 2023	FY 2024
Sources				
Beginning Balance		0.0	645.9	645.9
Revenues	Department of Child Safety	357,520.0	432,448.1	454,195.2
	Sources Total	**357,520.0**	**433,094.0**	**454,841.1**
Uses				
Operating Expenditures/Appropriations	Department of Child Safety	356,874.1	432,448.1	429,306.8
ERE Corrections	Department of Child Safety	0.0	0.0	450.7
Risk Management Adjustment	Department of Child Safety	0.0	0.0	1,259.5
Retirement Adjustment	Department of Child Safety	0.0	0.0	76.7
	Uses Total	**356,874.1**	**432,448.1**	**431,093.7**
DCS Expenditure Authority Fund Ending Balance		**645.9**	**645.9**	**23,747.4**

Sources and Uses of All Major State Funds

Fund Number CH2025 Child Safety Donations Fund

A.R.S. § 8-453 (B)(3)

Revenue consists of restricted donations and gifts and unrestricted donations and gifts. Use of this fund is restricted to the donor's intent.

		FY 2022	FY 2023	FY 2024
Sources				
Beginning Balance		0.0	26.1	47.8
Revenues	Department of Child Safety	27.0	21.7	21.7
	Sources Total	**27.0**	**47.8**	**69.5**
Uses				
Non-Appropriated Expenditures	Department of Child Safety	0.9	0.0	0.0
	Uses Total	**0.9**	**0.0**	**0.0**
	Child Safety Donations Fund Ending Balance	**26.1**	**47.8**	**69.5**

Fund Number CH2121 Comprehensive Health Plan Expenditure Authority Fund

A.R.S. § 8-4512.02

The Comprehensive Health Plan Expenditure Authority Fund is a separate fund to distinguish the department's revenues and the department's expenditures from other programs that are funded and administered by the department. The fund shall be used to pay administrative and program costs associated with providing comprehensive medical care, dental care and behavioral health services.

		FY 2022	FY 2023	FY 2024
Sources				
Beginning Balance		0.0	4,497.5	332.3
Revenues	Department of Child Safety	231,410.5	234,978.0	236,978.0
	Sources Total	**231,410.5**	**239,475.5**	**237,310.3**
Uses				
Operating Expenditures/Appropriations	Department of Child Safety	226,913.0	236,124.6	236,599.4
Administrative Adjustments	Department of Child Safety	0.0	3,018.6	0.0
Retirement Adjustment	Department of Child Safety	0.0	0.0	7.3
	Uses Total	**226,913.0**	**239,143.2**	**236,606.7**
Comprehensive Health Plan Expenditure Authority Fund Ending Balance		**4,497.5**	**332.3**	**703.6**

Sources and Uses of All Major State Funds

Fund Number CH2162 Child Abuse Prevention Fund

A.R.S. § 8-550.01

Revenues from court fees, fees paid for copies of death certificates, notary bond fees, and donations are used to provide financial assistance to community child abuse and neglect prevention programs and family resource programs.

			FY 2022	FY 2023	FY 2024
Sources					
Beginning Balance			1,317.0	1,464.8	1,084.7
Revenues	Department of Child Safety		1,079.2	1,079.2	1,079.2
		Sources Total	**2,396.2**	**2,544.0**	**2,163.9**
Uses					
Operating Expenditures/Appropriations	Department of Child Safety		931.4	1,459.3	1,459.3
		Uses Total	**931.4**	**1,459.3**	**1,459.3**
	Child Abuse Prevention Fund Ending Balance		**1,464.8**	**1,084.7**	**704.6**

Fund Number CH2173 Children and Family Services Training Program Fund

A.R.S. § 8-503.01

The Children and Family Services Training Program Fund receives 90% of paid fees assigned to parents of children in foster care and copying fees for Child Protective Services files. The fund is used to reimburse the Department for costs associated with the copying of Child Protective Services files to enhance the collection of monies owed to the Department by parents of children in foster care, and to provide training.

			FY 2022	FY 2023	FY 2024
Sources					
Beginning Balance			17.7	34.6	(155.9)
Revenues	Department of Child Safety		16.9	17.5	17.5
		Sources Total	**34.6**	**52.1**	**(138.4)**
Uses					
Operating Expenditures/Appropriations	Department of Child Safety		0.0	208.0	208.0
		Uses Total	**0.0**	**208.0**	**208.0**
	Children and Family Services Training Program Fund Ending Balance		**34.6**	**(155.9)**	**(346.4)**

Note: The revenues are not expected to meet the expected appropriation level for this fund. The department will utliize other available funds for expenditures over revenues received.

Sources and Uses of All Major State Funds

Fund Number CH2192 Child Passenger Restraint Fund

A.R.S. § 28-907

The Child Passenger Restraint Fund is created with deposits coming from all civil penalties collected from the provisions of the referenced statute. The Fund is used to purchase child passenger safety seats, to be distributed to needy individuals.

		FY 2022	FY 2023	FY 2024
Sources				
Beginning Balance		35.8	3.3	20.0
Revenues	Department of Child Safety	101.0	123.7	123.7
	Sources Total	**136.8**	**127.0**	**143.7**
Uses				
Administrative Adjustments	Department of Child Safety	98.2	90.0	0.0
Transfer Due to Fund Balance Cap	Department of Child Safety	35.3	17.0	123.7
	Uses Total	**133.5**	**107.0**	**123.7**
	Child Passenger Restraint Fund Ending Balance	**3.3**	**20.0**	**20.0**

Fund Number CH2994 Child Welfare Licensing Fee Fund

A.R.S. § 8-467.01

The Child Welfare Licensing Fund collects fees from noncontracting licensees for the purpose of licensing and supervising noncontracting licensees.

		FY 2022	FY 2023	FY 2024
Sources				
Beginning Balance		0.0	666.5	657.3
Revenues	Department of Child Safety	964.2	1,011.6	1,011.6
	Sources Total	**964.2**	**1,678.1**	**1,668.9**
Uses				
Operating Expenditures/Appropriations	Department of Child Safety	297.7	1,020.8	1,020.8
Retirement Adjustment	Department of Child Safety	0.0	0.0	0.9
	Uses Total	**297.7**	**1,020.8**	**1,021.7**
	Child Welfare Licensing Fee Fund Ending Balance	**666.5**	**657.3**	**647.2**

Sources and Uses of All Major State Funds

Fund Number CH3152 Economic Security Client Trust Fund

A.R.S. § 41-1954

The Department of Economic Security Client Trust Fund consists of benefits payable to a client in the Department's custody. Earnings in the Department of Economic Security Client Trust Fund are used to reimburse the cost of care of the client for whom the funds are collected.

		FY 2022	FY 2023	FY 2024
Sources				
Beginning Balance		11,051.1	1,047.1	2,273.4
Revenues	Department of Child Safety	6,719.1	6,226.3	6,226.3
	Sources Total	**17,770.2**	**7,273.4**	**8,499.7**
Uses				
Administrative Adjustments	Department of Child Safety	4,723.1	0.0	0.0
Prior Committed or Obligated Expenditures	Department of Child Safety	0.0	5,000.0	5,000.0
Transfer Due to Fund Balance Cap	Department of Child Safety	12,000.0	0.0	0.0
	Uses Total	**16,723.1**	**5,000.0**	**5,000.0**
	Economic Security Client Trust Fund Ending Balance	**1,047.1**	**2,273.4**	**3,499.7**

Fund Number CH4216 Risk Management Revolving Fund

A.R.S. § 41-622

Revenues consist of risk management and workers' compensation charges to all State agencies, boards, and commissions based on an actuarial risk assessment, as well as any monies recovered through litigation. This fund is used to pay claims and administrative costs for property, liability, and workers' compensation losses, and to purchase insurance coverage for losses not covered under the State's self-insured limits.

		FY 2022	FY 2023	FY 2024
Sources				
Beginning Balance		1,807.5	1,231.6	0.0
Revenues	Department of Child Safety	0.0	0.0	0.0
	Sources Total	**1,807.5**	**1,231.6**	**0.0**
Uses				
Non-Lapsing Authority from Prior Years	Department of Child Safety	575.9	1,231.6	0.0
	Uses Total	**575.9**	**1,231.6**	**0.0**
	Risk Management Revolving Fund Ending Balance	**1,231.6**	**0.0**	**0.0**

Sources and Uses of All Major State Funds

Fund Number CL2985 State Fair Coronavirus State and Local Fiscal Recovery Fund

A.R.S. § 35-142

Revenue is received from the American Rescue Plan Act (ARPA) and is used for expenses related to the mitigation and recovery from the Coronavirus Disease 2019 (COVID-19) public health emergency.

		FY 2022	FY 2023	FY 2024
Sources				
Beginning Balance		0.0	0.0	2,000.0
Revenues	Exposition & State Fair	2,000.0	3,925.0	0.0
	Sources Total	**2,000.0**	**3,925.0**	**2,000.0**
Uses				
Non-Appropriated Expenditures	Exposition & State Fair	2,000.0	1,925.0	1,925.0
	Uses Total	**2,000.0**	**1,925.0**	**1,925.0**
State Fair Coronavirus State and Local Fiscal Recovery Fund Ending Balance		**0.0**	**2,000.0**	**75.0**

Fund Number CL4001 Arizona Exposition and State Fair Fund

A.R.S. § 3-1005

Revenue is generated by proceeds from the State Fair and other events at the fair grounds and the revenue is used to hold the Arizona State Fair and all interim events.

		FY 2022	FY 2023	FY 2024
Sources				
Beginning Balance		3,088.2	14,111.7	9,379.8
Revenues	Exposition & State Fair	19,623.8	14,324.9	14,324.9
	Sources Total	**22,712.0**	**28,436.6**	**23,704.7**
Uses				
Operating Expenditures/Appropriations	Exposition & State Fair	8,513.3	19,056.8	16,056.8
Administrative Adjustments	Exposition & State Fair	87.0	0.0	0.0
HITF Backout	Exposition & State Fair	0.0	0.0	(113.3)
ERE Corrections	Exposition & State Fair	0.0	0.0	1.0
AFIS Charges	Exposition & State Fair	0.0	0.0	0.2
HITF Premium Increase	Exposition & State Fair	0.0	0.0	152.0
Fleet Charges	Exposition & State Fair	0.0	0.0	1,618.2
Risk Management Adjustment	Exposition & State Fair	0.0	0.0	(90.4)
Retirement Adjustment	Exposition & State Fair	0.0	0.0	3.9
	Uses Total	**8,600.3**	**19,056.8**	**17,628.4**
Arizona Exposition and State Fair Fund Ending Balance		**14,111.7**	**9,379.8**	**6,076.3**

Sources and Uses of All Major State Funds

Fund Number CN2346 Constable Ethics Standards and Training Fund - Program

A.R.S. § 22-138

Revenues come from writ fees, which are set by the Board of Supervisors, and range in amount up to $5.00. 80% of the fund's revenues are used to fund grants for training and equipment for constables.

		FY 2022	FY 2023	FY 2024
Sources				
Beginning Balance		399.5	454.8	302.8
Revenues	Constable Ethics Standards & Training Board	320.1	298.0	298.0
	Sources Total	**719.6**	**752.8**	**600.8**
Uses				
Non-Appropriated Expenditures	Constable Ethics Standards & Training Board	264.8	450.0	450.0
Risk Management Adjustment	Constable Ethics Standards & Training Board	0.0	0.0	(0.7)
	Uses Total	**264.8**	**450.0**	**449.3**
Constable Ethics Standards and Training Fund - Program Ending Balance		**454.8**	**302.8**	**151.5**

Fund Number CN2347 Constable Ethics Standards and Training Fund - Admin

A.R.S. § 22-138

Revenues come from writ fees, which are set by the Board of Supervisors, and range in amount up to $5.00. 20% of revenues may be used for administrative costs.

		FY 2022	FY 2023	FY 2024
Sources				
Beginning Balance		255.6	273.1	288.2
Revenues	Constable Ethics Standards & Training Board	63.0	74.5	74.5
	Sources Total	**318.6**	**347.6**	**362.7**
Uses				
Non-Appropriated Expenditures	Constable Ethics Standards & Training Board	45.5	59.4	59.4
ERE Corrections	Constable Ethics Standards & Training Board	0.0	0.0	11.0
	Uses Total	**45.5**	**59.4**	**70.4**
Constable Ethics Standards and Training Fund - Admin Ending Balance		**273.1**	**288.2**	**292.3**

Sources and Uses of All Major State Funds

Fund Number CR2013 Cotton Research and Protection Council Fund

A.R.S. § 3-1085

Revenues are received from assessments on each bale of cotton, reimbursements for the abatement of nuisance cotton, and penalties, and used for supporting research programs related to cotton production or protection and to provide a program to refund collected fees as an incentive for boll weevil control.

		FY 2022	FY 2023	FY 2024
Sources				
Beginning Balance		8,693.0	9,272.7	4,706.1
Revenues	Department of Agriculture	4,396.2	3,776.2	3,767.2
	Sources Total	**13,089.2**	**13,048.9**	**8,473.3**
Uses				
Non-Appropriated Expenditures	Department of Agriculture	3,816.5	8,342.8	6,307.6
HITF Backout	Department of Agriculture	0.0	0.0	(41.5)
HITF Premium Increase	Department of Agriculture	0.0	0.0	55.7
Risk Management Adjustment	Department of Agriculture	0.0	0.0	(1.5)
Retirement Adjustment	Department of Agriculture	0.0	0.0	1.7
	Uses Total	**3,816.5**	**8,342.8**	**6,322.0**
Cotton Research and Protection Council Fund Ending Balance		**9,272.7**	**4,706.1**	**2,151.3**

Fund Number CS2319 Charter AZ Online Instruction Processing Fund

A.R.S. § 15-183

Revenues consist of fees collected from charter schools and are used to process contract amendments necessary for the charter schools to participate in Arizona Online Instruction.

		FY 2022	FY 2023	FY 2024
Sources				
Beginning Balance		46.7	34.7	40.7
Revenues	Board for Charter Schools	6.0	12.0	12.0
	Sources Total	**52.7**	**46.7**	**52.7**
Uses				
Non-Appropriated Expenditures	Board for Charter Schools	18.0	6.0	6.0
	Uses Total	**18.0**	**6.0**	**6.0**
Charter AZ Online Instruction Processing Fund Ending Balance		**34.7**	**40.7**	**46.7**

Sources and Uses of All Major State Funds

Fund Number CS2566 Charter School Board Online Platform Fund

A.R.S. § 41-714

The fund is used to implement, upgrade, and maintain automation and information technology projects for any State agency. Monies in the fund are continuosly appropriated.

			FY 2022	FY 2023	FY 2024
Sources					
Beginning Balance			0.0	3.5	3.5
Revenues	Board for Charter Schools		86.3	0.0	0.0
		Sources Total	**86.3**	**3.5**	**3.5**
Uses					
Operating Expenditures/Appropriations	Board for Charter Schools		82.8	0.0	0.0
		Uses Total	**82.8**	**0.0**	**0.0**
Charter School Board Online Platform Fund Ending Balance			**3.5**	**3.5**	**3.5**

Fund Number CS2568 New Charter Application Processing Fund

A.R.S. § 15-183.01

Revenues consist of fees assessed for the processing of new charter applications. Monies are used for contracted services to review and evaluate new applications.

			FY 2022	FY 2023	FY 2024
Sources					
Beginning Balance			116.5	174.0	174.0
Revenues	Board for Charter Schools		76.0	65.0	65.0
		Sources Total	**192.5**	**239.0**	**239.0**
Uses					
Non-Appropriated Expenditures	Board for Charter Schools		18.5	65.0	65.0
		Uses Total	**18.5**	**65.0**	**65.0**
New Charter Application Processing Fund Ending Balance			**174.0**	**174.0**	**174.0**

Sources and Uses of All Major State Funds

Fund Number DC2000 Federal Grants Fund

A.R.S. § 35-142

Revenues are received from federal grants and used for treatment programming for inmates.

		FY 2022	FY 2023	FY 2024
Sources				
Beginning Balance		846.6	894.9	1,900.0
Revenues	Department of Corrections	2,729.2	10,502.9	7,791.5
	Sources Total	**3,575.7**	**11,397.8**	**9,691.5**
Uses				
Non-Appropriated Expenditures	Department of Corrections	2,680.8	9,497.8	6,786.4
HITF Backout	Department of Corrections	0.0	0.0	(13.0)
AFIS Charges	Department of Corrections	0.0	0.0	0.2
HITF Premium Increase	Department of Corrections	0.0	0.0	17.4
Retirement Adjustment	Department of Corrections	0.0	0.0	0.8
	Uses Total	**2,680.8**	**9,497.8**	**6,791.8**
	Federal Grants Fund Ending Balance	**894.9**	**1,900.0**	**2,899.7**

Fund Number DC2088 Corrections Fund

A.R.S. § 41-1641

Revenues are received from alcohol and tobacco taxes and used for the construction, maintenance, and operation of state corrections and juvenile corrections facilities.

		FY 2022	FY 2023	FY 2024
Sources				
Beginning Balance		10,797.5	9,505.3	9,494.8
Revenues	Department of Corrections	35,038.4	34,091.9	34,091.9
	Sources Total	**45,835.9**	**43,597.2**	**43,586.7**
Uses				
Operating Expenditures/Appropriations	Department of Administration	559.4	634.6	634.6
Operating Expenditures/Appropriations	Department of Corrections	30,312.4	30,967.8	31,312.5
Capital Expenditures/Appropriations	Department of Corrections	2,958.8	0.0	0.0
Non-Appropriated Expenditures	Department of Corrections	2,500.0	2,500.0	2,500.0
HITF Backout	Department of Administration	0.0	0.0	(7.3)
ERE Corrections	Department of Administration	0.0	0.0	0.8
HITF Premium Increase	Department of Administration	0.0	0.0	9.8
Risk Management Adjustment	Department of Administration	0.0	0.0	(4.8)
Retirement Adjustment	Department of Administration	0.0	0.0	0.5
	Uses Total	**36,330.6**	**34,102.4**	**34,446.1**
	Corrections Fund Ending Balance	**9,505.3**	**9,494.8**	**9,140.6**

Sources and Uses of All Major State Funds

Fund Number DC2107 State Education Fund for Correctional Education Fund

A.R.S. § 15-1372

Revenues are received from state equalization aid, federal grants, and other monies and are used for educating minors incarcerated in state prisons.

			FY 2022	FY 2023	FY 2024
Sources					
Beginning Balance			1,060.2	845.9	525.0
Revenues	Department of Corrections		365.2	418.0	418.0
		Sources Total	**1,425.4**	**1,263.9**	**943.0**
Uses					
Operating Expenditures/Appropriations	Department of Corrections		579.5	738.9	738.9
HITF Backout	Department of Corrections		0.0	0.0	(23.7)
ERE Corrections	Department of Corrections		0.0	0.0	1.5
HITF Premium Increase	Department of Corrections		0.0	0.0	31.8
Retirement Adjustment	Department of Corrections		0.0	0.0	(10.0)
		Uses Total	**579.5**	**738.9**	**738.5**
State Education Fund for Correctional Education Fund Ending Balance			**845.9**	**525.0**	**204.5**

Fund Number DC2204 DOC - Alcohol Abuse Treatment Fund

A.R.S. § 31-255

Revenues are received from a portion of the wages earned by inmates convicted of driving under the influence offenses and used for alcohol abuse treatment for those inmates.

			FY 2022	FY 2023	FY 2024
Sources					
Beginning Balance			1,398.0	1,741.4	1,581.6
Revenues	Department of Corrections		359.3	396.0	396.0
		Sources Total	**1,757.3**	**2,137.4**	**1,977.6**
Uses					
Operating Expenditures/Appropriations	Department of Corrections		15.0	555.8	555.8
Administrative Adjustments	Department of Corrections		0.9	0.0	0.0
		Uses Total	**15.9**	**555.8**	**555.8**
DOC - Alcohol Abuse Treatment Fund Ending Balance			**1,741.4**	**1,581.6**	**1,421.8**

Sources and Uses of All Major State Funds

Fund Number DC2379 Transition Program Fund

A.R.S. § 31-284

Revenues are received from a 5% share of prison inmate wages and used for operating transition offices for inmates as they are released from prison.

		FY 2022	FY 2023	FY 2024
Sources				
Beginning Balance		6,174.5	9,134.2	10,076.6
Revenues	Department of Corrections	3,467.2	3,342.7	3,342.7
	Sources Total	**9,641.7**	**12,476.9**	**13,419.3**
Uses				
Operating Expenditures/Appropriations	Department of Corrections	481.4	2,400.3	2,400.3
Administrative Adjustments	Department of Corrections	26.0	0.0	0.0
	Uses Total	**507.4**	**2,400.3**	**2,400.3**
	Transition Program Fund Ending Balance	**9,134.2**	**10,076.6**	**11,019.0**

Fund Number DC2395 Community Corrections Enhancement Fund

A.R.S. § 31-418

Revenues are received from monthly fees paid by prisoners during the time that the prisoner remains on community supervision and used for costs related to community corrections.

		FY 2022	FY 2023	FY 2024
Sources				
Beginning Balance		515.7	814.1	909.9
Revenues	Department of Corrections	571.0	500.8	500.8
	Sources Total	**1,086.7**	**1,314.9**	**1,410.7**
Uses				
Non-Appropriated Expenditures	Department of Corrections	272.6	405.0	405.0
	Uses Total	**272.6**	**405.0**	**405.0**
	Community Corrections Enhancement Fund Ending Balance	**814.1**	**909.9**	**1,005.7**

Sources and Uses of All Major State Funds

Fund Number DC2449 Employee Recognition Fund

A.R.S. § 41-709

Revenues are received from gifts and donations from private and public entities and used for awarding and recognizing the performance or achievement of employees.

		FY 2022	FY 2023	FY 2024
Sources				
Beginning Balance		78.3	57.7	54.1
Revenues	Department of Corrections	111.3	120.0	120.0
	Sources Total	**189.7**	**177.7**	**174.1**
Uses				
Non-Appropriated Expenditures	Department of Corrections	132.0	123.6	123.6
AFIS Charges	Department of Corrections	0.0	0.0	0.1
	Uses Total	**132.0**	**123.6**	**123.7**
	Employee Recognition Fund Ending Balance	**57.7**	**54.1**	**50.4**

Fund Number DC2500 IGA and ISA Fund

A.R.S. § 35-142

Revenues are received from and used for the requirements of any inter-agency or inter-governmental agreements of the agency

		FY 2022	FY 2023	FY 2024
Sources				
Beginning Balance		5,308.0	9,707.7	5,759.1
Revenues	Department of Corrections	5,858.9	5,342.9	4,311.5
	Sources Total	**11,166.9**	**15,050.6**	**10,070.6**
Uses				
Non-Appropriated Expenditures	Department of Corrections	1,459.1	9,291.5	9,291.5
Retirement Adjustment	Department of Corrections	0.0	0.0	0.6
	Uses Total	**1,459.1**	**9,291.5**	**9,292.1**
	IGA and ISA Fund Ending Balance	**9,707.7**	**5,759.1**	**778.5**

Sources and Uses of All Major State Funds

Fund Number DC2504 Prison Construction and Operations Fund

A.R.S. § 41-1651

Revenues are received from increased surcharges on DUI fines and used for the operation or construction of prisons.

			FY 2022	FY 2023	FY 2024
Sources					
Beginning Balance			17,207.5	25,895.6	23,795.5
Revenues	Department of Corrections		10,772.7	10,400.0	10,400.0
		Sources Total	**27,980.2**	**36,295.6**	**34,195.5**
Uses					
Operating Expenditures/Appropriations	Department of Corrections		340.7	12,500.1	14,106.8
Administrative Adjustments	Department of Corrections		1,743.9	0.0	0.0
		Uses Total	**2,084.6**	**12,500.1**	**14,106.8**
	Prison Construction and Operations Fund Ending Balance		**25,895.6**	**23,795.5**	**20,088.7**

Fund Number DC2505 Inmate Store Proceeds Fund

A.R.S. § 41-1604.02

Revenues are received from the State's share of the inmate stores proceeds and used for inmate activities, incentive pay for officers, safety equipment, or other needs of the Department.

			FY 2022	FY 2023	FY 2024
Sources					
Beginning Balance			9,009.0	13,048.6	12,155.2
Revenues	Department of Corrections		14,282.3	10,431.1	10,431.1
		Sources Total	**23,291.4**	**23,479.7**	**22,586.3**
Uses					
Operating Expenditures/Appropriations	Department of Corrections		954.1	5,544.2	1,341.5
Capital Expenditures/Appropriations	Department of Corrections		1,155.5	0.0	0.0
Non-Appropriated Expenditures	Department of Corrections		8,133.3	5,780.3	5,780.3
HITF Backout	Department of Corrections		0.0	0.0	(5.7)
ERE Corrections	Department of Corrections		0.0	0.0	1.8
AFIS Charges	Department of Corrections		0.0	0.0	3.5
HITF Premium Increase	Department of Corrections		0.0	0.0	7.6
Retirement Adjustment	Department of Corrections		0.0	0.0	(57.3)
		Uses Total	**10,242.8**	**11,324.5**	**7,071.7**
	Inmate Store Proceeds Fund Ending Balance		**13,048.6**	**12,155.2**	**15,514.5**

Sources and Uses of All Major State Funds

Fund Number DC2515 State DOC Revolving-Transition Fund

A.R.S. § 42-3106

Revenues are received from taxes on tobacco and alcohol and used for substance abuse treatment and education.

			FY 2022	FY 2023	FY 2024
Sources					
Beginning Balance			5,189.4	5,296.3	5,651.2
Revenues	Department of Corrections		4,122.0	4,185.1	4,185.1
		Sources Total	**9,311.3**	**9,481.4**	**9,836.3**
Uses					
Non-Appropriated Expenditures	Department of Corrections		4,015.0	3,830.2	3,830.2
AFIS Charges	Department of Corrections		0.0	0.0	0.1
		Uses Total	**4,015.0**	**3,830.2**	**3,830.3**
		State DOC Revolving-Transition Fund Ending Balance	**5,296.3**	**5,651.2**	**6,006.0**

Fund Number DC2551 DOC Building Renewal & Preventive Maintenance Fund

A.R.S. § 41-797

Revenues are received from the following sources: Corrections Fund annual transfer - $2,500,000; Inmate Store Proceeds Fund annual transfer - $500,000; DOC Special Service Fund annual transfer - $500,000; Arizona Correctional Industries Fund - $1,000,000; visitation background check fees; and a one percent inmate banking fee. Monies are used for capital projects and preventive maintenance.

			FY 2022	FY 2023	FY 2024
Sources					
Beginning Balance			4,028.5	5,934.6	574.3
Revenues	Department of Corrections		5,591.6	5,562.9	5,562.9
		Sources Total	**9,620.1**	**11,497.5**	**6,137.2**
Uses					
Operating Expenditures/Appropriations	Department of Corrections		1,108.7	0.0	0.0
Capital Expenditures/Appropriations	Department of Corrections		2,576.8	5,864.3	5,864.3
Administrative Adjustments	Department of Corrections		0.0	4,755.6	0.0
Non-Lapsing Authority from Prior Years	Department of Corrections		0.0	303.3	0.0
		Uses Total	**3,685.5**	**10,923.2**	**5,864.3**
		DOC Building Renewal & Preventive Maintenance Fund Ending Balance	**5,934.6**	**574.3**	**272.9**

Sources and Uses of All Major State Funds

Fund Number DC2975 Title VI - Coronavirus Relief Fund

A.R.S. § 35-142

Revenues are received from the Federal Coronavirus Aid, Relief, and Economic Security Act (CARES Act) and used for expenses related to the Coronavirus Disease 2019 (COVID–19) public health emergency.

			FY 2022	FY 2023	FY 2024
Sources					
Beginning Balance			0.0	0.0	0.0
Revenues	Department of Corrections		10,467.6	0.0	0.0
		Sources Total	**10,467.6**	**0.0**	**0.0**
Uses					
Non-Appropriated Expenditures	Department of Corrections		10,467.6	0.0	0.0
		Uses Total	**10,467.6**	**0.0**	**0.0**
		Title VI - Coronavirus Relief Fund Ending Balance	**0.0**	**0.0**	**0.0**

Fund Number DC2985 ADCRR Coronavirus State and Local Fiscal Recovery Fund

A.R.S. § 35-142

Revenues are received from the American Rescue Plan Act (ARPA) and used for expenses related to the mitigation and recovery from the Coronavirus Disease 2019 (COVID-19) public health emergency.

			FY 2022	FY 2023	FY 2024
Sources					
Beginning Balance			0.0	1,834.3	0.0
Revenues	Department of Corrections		666,488.3	1,204.2	0.0
		Sources Total	**666,488.3**	**3,038.5**	**0.0**
Uses					
Non-Appropriated Expenditures	Department of Corrections		664,654.0	3,038.5	0.0
		Uses Total	**664,654.0**	**3,038.5**	**0.0**
		ADCRR Coronavirus State and Local Fiscal Recovery Fund Ending Balance	**1,834.3**	**0.0**	**0.0**

Sources and Uses of All Major State Funds

Fund Number DC3140 Penitentiary Land Earnings Fund

A.R.S. § 37-525

Revenues are received from the expendable earnings of State Land Trust and used for the support of the State prisons.

		FY 2022	FY 2023	FY 2024
Sources				
Beginning Balance		5,576.8	4,223.2	4,572.1
Revenues	Department of Corrections	3,421.5	3,126.5	3,126.5
	Sources Total	**8,998.2**	**7,349.7**	**7,698.6**
Uses				
Operating Expenditures/Appropriations	Department of Corrections	2,748.9	2,777.6	2,777.6
Capital Expenditures/Appropriations	Department of Corrections	1,952.9	0.0	0.0
Administrative Adjustments	Department of Corrections	73.2	0.0	0.0
HITF Backout	Department of Corrections	0.0	0.0	(9.7)
ERE Corrections	Department of Corrections	0.0	0.0	0.8
HITF Premium Increase	Department of Corrections	0.0	0.0	13.0
Retirement Adjustment	Department of Corrections	0.0	0.0	(31.9)
	Uses Total	**4,775.0**	**2,777.6**	**2,749.8**
	Penitentiary Land Earnings Fund Ending Balance	**4,223.2**	**4,572.1**	**4,948.8**

Fund Number DC3141 State Charitable, Penal & Reformatory Land Earnings Fund

A.R.S. § 37-525

Revenues are received from twenty-five percent of the expendable earnings of the State Charitable, Penal, and Reformatory Institutions Land Fund and used for the operation of the State prisons.

		FY 2022	FY 2023	FY 2024
Sources				
Beginning Balance		3,646.6	2,205.7	3,376.1
Revenues	Department of Corrections	3,224.6	3,835.5	3,835.5
	Sources Total	**6,871.3**	**6,041.2**	**7,211.6**
Uses				
Operating Expenditures/Appropriations	Department of Corrections	2,665.6	2,665.1	2,665.1
Capital Expenditures/Appropriations	Department of Corrections	2,000.0	0.0	0.0
AFIS Charges	Department of Corrections	0.0	0.0	0.5
	Uses Total	**4,665.6**	**2,665.1**	**2,665.6**
	State Charitable, Penal & Reformatory Land Earnings Fund Ending Balance	**2,205.7**	**3,376.1**	**4,546.0**

Sources and Uses of All Major State Funds

Fund Number DC3147 Corrections Donations Fund

A.R.S. § 41-1605

Revenues are received from federal funds, private grants funds, gifts, and legacies and used as specified by the particular donor.

		FY 2022	FY 2023	FY 2024
Sources				
Beginning Balance		6.1	6.1	6.1
Revenues	Department of Corrections	0.0	0.0	0.0
	Sources Total	**6.1**	**6.1**	**6.1**
Uses				
	Uses Total	**0.0**	**0.0**	**0.0**
	Corrections Donations Fund Ending Balance	**6.1**	**6.1**	**6.1**

Fund Number DC3187 DOC Special Services Fund

A.R.S. § 41-1604.03

Revenues are received from inmate usage fees on telephones and other services and used for providing those services to inmates.

		FY 2022	FY 2023	FY 2024
Sources				
Beginning Balance		10,674.8	9,543.0	6,371.4
Revenues	Department of Corrections	8,771.2	5,579.8	5,579.8
	Sources Total	**19,446.0**	**15,122.8**	**11,951.2**
Uses				
Capital Expenditures/Appropriations	Department of Corrections	1,499.0	0.0	0.0
Non-Appropriated Expenditures	Department of Corrections	8,403.9	8,751.4	8,751.4
HITF Backout	Department of Corrections	0.0	0.0	(3.6)
AFIS Charges	Department of Corrections	0.0	0.0	0.2
HITF Premium Increase	Department of Corrections	0.0	0.0	4.8
Retirement Adjustment	Department of Corrections	0.0	0.0	(17.0)
	Uses Total	**9,902.9**	**8,751.4**	**8,735.8**
	DOC Special Services Fund Ending Balance	**9,543.0**	**6,371.4**	**3,215.4**

Sources and Uses of All Major State Funds

Fund Number DC4002 Arizona Correctional Industries Revolving Fund

A.R.S. § 41-1624

Revenues are received from the sale of goods produced by Arizona Correctional Industries (ACI) and used for paying operating expenses of ACI or for inmate treatment programs at the State prisons.

		FY 2022	FY 2023	FY 2024
Sources				
Beginning Balance		11,444.1	17,196.5	21,956.2
Revenues	Department of Corrections	46,509.8	51,500.0	51,000.0
	Sources Total	**57,953.9**	**68,696.5**	**72,956.2**
Uses				
Non-Appropriated Expenditures	Department of Corrections	40,757.4	46,740.3	46,740.3
HITF Backout	Department of Corrections	0.0	0.0	(325.3)
AFIS Charges	Department of Corrections	0.0	0.0	3.1
HITF Premium Increase	Department of Corrections	0.0	0.0	436.4
Retirement Adjustment	Department of Corrections	0.0	0.0	(334.5)
	Uses Total	**40,757.4**	**46,740.3**	**46,520.0**
Arizona Correctional Industries Revolving Fund Ending Balance		**17,196.5**	**21,956.2**	**26,436.2**

Fund Number DC4216 Risk Management Fund

A.R.S. § 41-622

Revenues are received from risk management and workers' compensation charges to all State agencies, boards, and commissions based on an actuarial risk assessment, as well as any monies recovered through litigation. Monies are used for paying claims and administrative costs for property, liability, and workers' compensation losses, and to purchase insurance coverage for losses not covered under the State's self-insured limits.

		FY 2022	FY 2023	FY 2024
Sources				
Beginning Balance		163.1	163.1	163.1
Revenues	Department of Corrections	0.0	0.0	0.0
	Sources Total	**163.1**	**163.1**	**163.1**
Uses				
	Uses Total	**0.0**	**0.0**	**0.0**
Risk Management Fund Ending Balance		**163.1**	**163.1**	**163.1**

Sources and Uses of All Major State Funds

Fund Number DC9000 Indirect Cost Recovery Fund

A.R.S. § 35-142

Revenues are received from a portion of federal grants and used for paying administrative expenses associated with the grants.

		FY 2022	FY 2023	FY 2024
Sources				
Beginning Balance		1,234.8	1,319.7	1,979.2
Revenues	Department of Corrections	107.7	1,175.6	1,175.6
	Sources Total	**1,342.6**	**2,495.3**	**3,154.8**
Uses				
Non-Appropriated Expenditures	Department of Corrections	22.8	516.1	516.1
HITF Backout	Department of Corrections	0.0	0.0	(0.6)
AFIS Charges	Department of Corrections	0.0	0.0	0.1
HITF Premium Increase	Department of Corrections	0.0	0.0	0.8
Retirement Adjustment	Department of Corrections	0.0	0.0	0.1
	Uses Total	**22.8**	**516.1**	**516.5**
	Indirect Cost Recovery Fund Ending Balance	**1,319.7**	**1,979.2**	**2,638.3**

Fund Number DE1030 Statewide Cost Allocation Plan Fund

A.R.S. 35-142

Includes funds used to cover the costs attributable to and on behalf of the Department of Economic Security and expended by other state agencies.

		FY 2022	FY 2023	FY 2024
Sources				
Beginning Balance		0.0	0.0	0.0
Revenues	Department of Economic Security	1,000.0	1,000.0	1,000.0
	Sources Total	**1,000.0**	**1,000.0**	**1,000.0**
Uses				
Operating Expenditures/Appropriations	Department of Economic Security	0.0	1,000.0	1,000.0
Administrative Adjustments	Department of Economic Security	1,000.0	0.0	0.0
	Uses Total	**1,000.0**	**1,000.0**	**1,000.0**
	Statewide Cost Allocation Plan Fund Ending Balance	**0.0**	**0.0**	**0.0**

Sources and Uses of All Major State Funds

Fund Number DE2000 Federal Grants Fund

A.R.S. § 35-142

Federal funds are provided to the Department for numerous functions and from several sources. These sources include the U.S. Department of Health and Human Services, U.S. Department of Labor, U.S. Department of Education, and U.S. Department of Defense. Funds are expended over several programs.

		FY 2022	FY 2023	FY 2024
Sources				
Beginning Balance		19,142.6	115,679.1	27,958.4
Revenues	Department of Economic Security	3,273,724.1	2,434,721.6	2,434,721.6
	Sources Total	**3,292,866.7**	**2,550,400.7**	**2,462,680.0**
Uses				
Non-Appropriated Expenditures	Department of Economic Security	3,177,187.6	2,522,442.3	2,458,928.6
HITF Backout	Department of Economic Security	0.0	0.0	(9,992.3)
AFIS Charges	Department of Economic Security	0.0	0.0	142.2
HITF Premium Increase	Department of Economic Security	0.0	0.0	13,404.2
Risk Management Adjustment	Department of Economic Security	0.0	0.0	(79.7)
Retirement Adjustment	Department of Economic Security	0.0	0.0	277.0
	Uses Total	**3,177,187.6**	**2,522,442.3**	**2,462,680.0**
	Federal Grants Fund Ending Balance	**115,679.1**	**27,958.4**	**0.0**

Fund Number DE2007 Temporary Assistance for Needy Families (TANF) Fund

U.S. Public Law 104-193

Temporary Assistance for Needy Families (TANF) funds are received from the U.S. Department of Health and Human Services and can be used to assist needy families, reduce dependency of needy parents, prevent out-of-wedlock pregnancies, and encourage the formation of maintenance of two-parent families.

		FY 2022	FY 2023	FY 2024
Sources				
Beginning Balance		21,062.6	21,287.3	20,326.6
Revenues	Department of Economic Security	65,630.5	65,630.5	65,630.5
	Sources Total	**86,693.1**	**86,917.8**	**85,957.1**
Uses				
Operating Expenditures/Appropriations	Department of Economic Security	65,405.8	66,591.2	66,591.2
	Uses Total	**65,405.8**	**66,591.2**	**66,591.2**
Temporary Assistance for Needy Families (TANF) Fund Ending Balance		**21,287.3**	**20,326.6**	**19,365.9**

Sources and Uses of All Major State Funds

Fund Number DE2008 Child Care and Development Fund

Section 418 of the Social Security Act

The funds are received as a block grant from the U.S. Department of Health and Human Services. CCDF funds are expended to subsidize low-income, working families' monthly child care expenditures so that they can work or attend training or education. Funds are also expended for eligibility determination, family and provider case management, and licensing and certification of centers and qualifying homes.

		FY 2022	FY 2023	FY 2024
Sources				
Beginning Balance		1,135,892.0	80,217.0	55,118.2
Revenues	Department of Economic Security	174,377.8	174,911.4	180,691.0
	Sources Total	**1,310,269.8**	**255,128.4**	**235,809.2**
Uses				
Operating Expenditures/Appropriations	Department of Economic Security	1,230,052.8	200,010.2	200,010.2
ERE Corrections	Department of Economic Security	0.0	0.0	10.9
Retirement Adjustment	Department of Economic Security	0.0	0.0	8.2
	Uses Total	**1,230,052.8**	**200,010.2**	**200,029.3**
	Child Care and Development Fund Ending Balance	**80,217.0**	**55,118.2**	**35,779.9**

Fund Number DE2010 Workforce Investment Grant Fund

Workforce Innovation and Opportunity Act

The Workforce Innovation and Opportunity Act (WIOA) was signed into law on July 22, 2014. WIOA is designed to help job seekers access employment, education, training, and support services to succeed in the labor market and to match employers with the skilled workers they need to compete in the global economy.

		FY 2022	FY 2023	FY 2024
Sources				
Beginning Balance		83,594.2	98,045.5	98,045.5
Revenues	Department of Economic Security	94,301.0	87,110.8	87,110.8
	Sources Total	**177,895.2**	**185,156.3**	**185,156.3**
Uses				
Operating Expenditures/Appropriations	Department of Economic Security	79,849.7	56,293.5	56,293.5
Administrative Adjustments	Department of Economic Security	0.0	30,817.3	0.0
ERE Corrections	Department of Economic Security	0.0	0.0	3.8
Retirement Adjustment	Department of Economic Security	0.0	0.0	2.0
	Uses Total	**79,849.7**	**87,110.8**	**56,299.3**
	Workforce Investment Grant Fund Ending Balance	**98,045.5**	**98,045.5**	**128,857.0**

Sources and Uses of All Major State Funds

Fund Number DE2019 Developmentally Disabled Client Trust Fund

A.R.S. § 36-572

The Developmentally Disabled Client Trust Fund includes the proceeds from the sale of the real property and buildings and improvements on the real property used for the Arizona Training Program at Phoenix. Only interest earnings may be expended. Statute limits use of the fund to client services by enhancing the services presently avaliable to individuals with developmental disabilities and extending services to individuals with developmental disabilities not presently served. Funds cannot be used to replace General Fund dollars.

		FY 2022	FY 2023	FY 2024
Sources				
Beginning Balance		34.4	31.1	28.1
Revenues	Department of Economic Security	0.2	0.5	0.5
	Sources Total	**34.6**	**31.6**	**28.6**
Uses				
Non-Appropriated Expenditures	Department of Economic Security	3.5	3.5	3.5
	Uses Total	**3.5**	**3.5**	**3.5**
Developmentally Disabled Client Trust Fund Ending Balance		**31.1**	**28.1**	**25.1**

Fund Number DE2066 Special Administration Fund

A.R.S. § 23-705

Comprised of late fees charged to an employer for failure to file quarterly contribution and wage reports on time. The funds are expended in support of the Department's Jobs Program to assist Cash Assistance recipients in finding work. The funds are also expended in the Unemployment Insurance (UI) Program to cover Department errors deemed not allowable under federal UI expenditure guidelines. Historically these costs to the UI program have been minimal.

		FY 2022	FY 2023	FY 2024
Sources				
Beginning Balance		5,357.3	5,412.8	5,292.0
Revenues	Department of Economic Security	4,568.1	4,522.4	4,477.2
	Sources Total	**9,925.4**	**9,935.2**	**9,769.2**
Uses				
Operating Expenditures/Appropriations	Department of Economic Security	4,512.6	4,643.2	4,643.2
HITF Backout	Department of Economic Security	0.0	0.0	(28.9)
ERE Corrections	Department of Economic Security	0.0	0.0	1.9
AFIS Charges	Department of Economic Security	0.0	0.0	0.5
HITF Premium Increase	Department of Economic Security	0.0	0.0	38.8
Retirement Adjustment	Department of Economic Security	0.0	0.0	1.1
	Uses Total	**4,512.6**	**4,643.2**	**4,656.6**
Special Administration Fund Ending Balance		**5,412.8**	**5,292.0**	**5,112.6**

Sources and Uses of All Major State Funds

Fund Number DE2091 Child Support Enforcement Administration Fund

42.U.S.C. § 657

The state has the responsibility to collect payments made to former Cash Assistance recipients. The algorithm for distributing those funds includes the retention of funds to assist in the operation of the state's child support program. In addition, this, this fund includes federal Title IV-D funds received from the U.S. Department of Health and Human Services. The funds are used in support of the operation of the state's child support enforcement program.

		FY 2022	FY 2023	FY 2024
Sources				
Beginning Balance		22,575.7	24,777.1	10,400.4
Revenues	Department of Economic Security	52,486.8	87,458.7	89,154.9
	Sources Total	**75,062.5**	**112,235.8**	**99,555.3**
Uses				
Operating Expenditures/Appropriations	Department of Economic Security	11,646.1	17,683.3	17,683.3
Administrative Adjustments	Department of Economic Security	0.0	10,702.3	0.0
Non-Appropriated Expenditures	Department of Economic Security	38,639.3	73,449.8	73,449.8
HITF Backout	Department of Economic Security	0.0	0.0	(754.7)
ERE Corrections	Department of Economic Security	0.0	0.0	1,263.7
AFIS Charges	Department of Economic Security	0.0	0.0	2.9
HITF Premium Increase	Department of Economic Security	0.0	0.0	1,012.4
Retirement Adjustment	Department of Economic Security	0.0	0.0	33.2
	Uses Total	**50,285.4**	**101,835.4**	**92,690.6**
Child Support Enforcement Administration Fund Ending Balance		**24,777.1**	**10,400.4**	**6,864.7**

Fund Number DE2093 Economic Security Capital Investments Fund

A.R.S. § 4-116

Revenues consist of all club liquor application and license fees from certain veterans' clubs, local units of national fraternal organizations, golf clubs, social clubs, and airline clubs where the sale of liquor for consumption on the premises is made to memebrs only. The Department may expend the funds for buildings, equipment, or other capital investments.

		FY 2022	FY 2023	FY 2024
Sources				
Beginning Balance		533.4	585.3	637.2
Revenues	Department of Economic Security	51.9	51.9	51.9
	Sources Total	**585.3**	**637.2**	**689.1**
Uses				
	Uses Total	**0.0**	**0.0**	**0.0**
Economic Security Capital Investments Fund Ending Balance		**585.3**	**637.2**	**689.1**

Sources and Uses of All Major State Funds

Fund Number DE2160 Domestic Violence Services Fund

A.R.S. § 12-284.03

The Domestic Violence Shelter Fund receives 8.87% of various filing, copy, and administrative fees charged by the Superior Court. The Domestic Violence Shelter Fund provides financial assistance to shelters for victims of domestic violence through contracts for shelter services, including crisis interventions, advocacy and support services, and information and referral services. Shelters receive funds in two installments, on July 1 and January 1 of each year.

		FY 2022	FY 2023	FY 2024
Sources				
Beginning Balance		2,066.6	2,305.7	1,147.8
Revenues	Department of Economic Security	2,842.4	2,842.4	2,852.5
	Sources Total	**4,909.0**	**5,148.1**	**4,000.3**
Uses				
Operating Expenditures/Appropriations	Department of Economic Security	2,191.3	4,000.3	4,000.3
Administrative Adjustments	Department of Economic Security	412.0	0.0	0.0
	Uses Total	**2,603.3**	**4,000.3**	**4,000.3**
	Domestic Violence Services Fund Ending Balance	**2,305.7**	**1,147.8**	**0.0**

Fund Number DE2190 Sexual Violence Service Fund

A.R.S. § 36-3102

Monies in the fund are allocated as grant monies to providers to accomplish the goals of the federally designated statewide coalition to end sexual violence.

		FY 2022	FY 2023	FY 2024
Sources				
Beginning Balance		8,000.0	7,455.4	7,455.4
Revenues	Department of Economic Security	0.0	0.0	0.0
	Sources Total	**8,000.0**	**7,455.4**	**7,455.4**
Uses				
Operating Expenditures/Appropriations	Department of Economic Security	544.6	0.0	0.0
	Uses Total	**544.6**	**0.0**	**0.0**
	Sexual Violence Service Fund Ending Balance	**7,455.4**	**7,455.4**	**7,455.4**

Sources and Uses of All Major State Funds

Fund Number DE2217 Public Assistance Collections Fund

A.R.S. § 46-295

The Public Assistance Fund receives 25 percent of recovered public assistance overpayments and reimbursements from persons legally responsible for the support of a public assistance recipient. The Public Assistance Fund may be used to improve public assistance collection activities.

		FY 2022	FY 2023	FY 2024
Sources				
Beginning Balance		445.0	489.7	100.5
Revenues	Department of Economic Security	44.7	41.2	41.2
	Sources Total	**489.7**	**530.9**	**141.7**
Uses				
Operating Expenditures/Appropriations	Department of Economic Security	0.0	430.4	430.4
ERE Corrections	Department of Economic Security	0.0	0.0	11.3
Retirement Adjustment	Department of Economic Security	0.0	0.0	0.1
	Uses Total	**0.0**	**430.4**	**441.8**
	Public Assistance Collections Fund Ending Balance	**489.7**	**100.5**	**(300.1)**

Note: Available cash is expected to be less than the appropriated spending authority in FY 2024. The Department will be able to expend only the amounts of cash available that year.

Fund Number DE2224 Department Long-Term Care System Fund

A.R.S. § 36-2953

The Long Term Care System Fund includes capitation payments from the Arizona Health Care Cost Containment System, third party payments, client billing revenue, and interest earnings. The Long Term Care System Fund is used for the operations of the Arizona Long Term Care System (ALTCS) program for individuals with developmental disabilities as well as for services provided to ALTCS clients that are not eligible for federal reimbursement.

		FY 2022	FY 2023	FY 2024
Sources				
Beginning Balance		173,870.2	197,443.7	0.0
Revenues	Department of Economic Security	2,228,294.5	2,392,439.1	2,535,981.2
	Sources Total	**2,402,164.7**	**2,589,882.8**	**2,535,981.2**
Uses				
Operating Expenditures/Appropriations	Department of Economic Security	27,537.0	33,289.5	(65,788.4)
Non-Appropriated Expenditures	Department of Economic Security	2,061,249.7	2,292,207.8	2,292,207.8
HITF Backout	Department of Economic Security	0.0	0.0	(669.5)
ERE Corrections	Department of Economic Security	0.0	0.0	0.1
AFIS Charges	Department of Economic Security	0.0	0.0	7.8
Residual Equity Transfer	Department of Economic Security	0.0	125,178.7	0.0
HITF Premium Increase	Department of Economic Security	0.0	0.0	898.1
Transfer Due to Fund Balance Cap	Department of Economic Security	115,934.3	139,206.8	0.0
Retirement Adjustment	Department of Economic Security	0.0	0.0	81.3
	Uses Total	**2,204,721.0**	**2,589,882.8**	**2,226,737.2**
	Department Long-Term Care System Fund Ending Balance	**197,443.7**	**0.0**	**309,244.0**

Sources and Uses of All Major State Funds

Fund Number DE2335 Spinal and Head Injuries Trust Fund

A.R.S. § 41-3203

The Spinal and Head Injuries Trust Fund is comprised of fines levied for civil traffic penalties. The funds are utilized by the Department's Rehabilitation Services Administration to provide services to individuals with spinal and head injuries.

		FY 2022	FY 2023	FY 2024
Sources				
Beginning Balance		689.6	765.2	32.6
Revenues	Department of Economic Security	1,655.6	1,655.6	1,655.6
	Sources Total	**2,345.2**	**2,420.8**	**1,688.2**
Uses				
Operating Expenditures/Appropriations	Department of Economic Security	1,580.0	2,388.2	2,388.2
HITF Backout	Department of Economic Security	0.0	0.0	(17.0)
ERE Corrections	Department of Economic Security	0.0	0.0	0.6
AFIS Charges	Department of Economic Security	0.0	0.0	1.5
HITF Premium Increase	Department of Economic Security	0.0	0.0	22.8
Retirement Adjustment	Department of Economic Security	0.0	0.0	0.4
	Uses Total	**1,580.0**	**2,388.2**	**2,396.5**
	Spinal and Head Injuries Trust Fund Ending Balance	**765.2**	**32.6**	**(708.3)**

Note: Available cash is expected to be less than the appropriated spending authority in FY 2024. The Department will be able to expend only the amounts of cash available that year.

Fund Number DE2347 Family Caregiver Grant Fund

A.R.S. § 46-343

The Department uses the fund to make direct client payments in the form of grants to individuals who have applied and qualified for reimbursement through the Department's Family Caregiver Program. The fund was established for this specific program.

		FY 2022	FY 2023	FY 2024
Sources				
Beginning Balance		881.3	830.0	0.0
	Sources Total	**881.3**	**830.0**	**0.0**
Uses				
Non-Appropriated Expenditures	Department of Economic Security	51.3	830.0	0.0
	Uses Total	**51.3**	**830.0**	**0.0**
	Family Caregiver Grant Fund Ending Balance	**830.0**	**0.0**	**0.0**

Sources and Uses of All Major State Funds

Fund Number DE2348 Neighbors Helping Neighbors Fund

A.R.S. § 43-615

Individuals may make a donation or designate a portion of their refund as a voluntary contribution to the Neighbors Helping Neighbors Fund. The Neighbors Helping Neighbors Fund is used by Community Action or other agencies to provide assistance in paying utility bills, conserving energy, and weatherization. Recipients of assistance must have a household income at or below 125% of the federal poverty level, be sixty years of age or older, or handicapped with a household income at or below 150% of the federal poverty level.

		FY 2022	FY 2023	FY 2024
Sources				
Beginning Balance		66.2	89.0	95.3
Revenues	Department of Economic Security	62.7	46.3	46.3
	Sources Total	**128.9**	**135.3**	**141.6**
Uses				
Non-Appropriated Expenditures	Department of Economic Security	39.9	40.0	40.0
	Uses Total	**39.9**	**40.0**	**40.0**
	Neighbors Helping Neighbors Fund Ending Balance	**89.0**	**95.3**	**101.6**

Fund Number DE2500 IGA and ISA Fund

A.R.S. § 35-142

Revenues are received from and are used for the requirements of any inter-agency or inter-governmental agreements of the agency.

		FY 2022	FY 2023	FY 2024
Sources				
Beginning Balance		56.7	56.7	56.7
Revenues	Department of Economic Security	0.0	0.0	0.0
	Sources Total	**56.7**	**56.7**	**56.7**
Uses				
	Uses Total	**0.0**	**0.0**	**0.0**
	IGA and ISA Fund Ending Balance	**56.7**	**56.7**	**56.7**

Sources and Uses of All Major State Funds

Fund Number DE2588 Health Care Investment Fund Expenditure Authority

A.R.S. § 36-2999.73

Revenues consist of assessment fees on hospitals, earned interest, and legislative appropriations. Monies are used for directed payments to hospitals, to increase the reimbursement rates for services provided under the dental fee schedule and physician fee schedule, and to cover administrative costs

		FY 2022	FY 2023	FY 2024
Sources				
Beginning Balance		0.0	0.0	0.0
Revenues	Department of Economic Security	26,863.2	54,370.5	54,370.5
	Sources Total	**26,863.2**	**54,370.5**	**54,370.5**
Uses				
Non-Appropriated Expenditures	Department of Economic Security	26,863.2	54,370.5	54,370.5
	Uses Total	**26,863.2**	**54,370.5**	**54,370.5**
Health Care Investment Fund Expenditure Authority Ending Balance		**0.0**	**0.0**	**0.0**

Fund Number DE2955 Federal Pandemic Emergency Assistance Fund

The American Rescue Plan Act of 2021

The American Rescue Plan Act of 2021 established a new $1 billion Pandemic Emergency Assistance Fund to assist needy families impacted by the COVID-19 pandemic.

		FY 2022	FY 2023	FY 2024
Sources				
Beginning Balance		0.0	192.4	192.4
Revenues	Department of Economic Security	14,663.2	0.0	0.0
	Sources Total	**14,663.2**	**192.4**	**192.4**
Uses				
Operating Expenditures/Appropriations	Department of Economic Security	14,470.8	0.0	0.0
	Uses Total	**14,470.8**	**0.0**	**0.0**
Federal Pandemic Emergency Assistance Fund Ending Balance		**192.4**	**192.4**	**192.4**

Sources and Uses of All Major State Funds

Fund Number DE2975 Title VI - Coronavirus Relief Fund

A.R.S. § 35-142

Revenue is received from the Federal Coronavirus Aid, Relief, and Economic Security Act (CARES Act) and is used for expenses related to the Coronavirus Disease 2019 (COVID–19) public health emergency.

		FY 2022	FY 2023	FY 2024
Sources				
Beginning Balance		499.9	399.9	399.9
Revenues	Department of Economic Security	399.9	0.0	0.0
	Sources Total	**899.8**	**399.9**	**399.9**
Uses				
Non-Appropriated Expenditures	Department of Economic Security	453.4	0.0	0.0
Legislative Fund Transfers	Department of Economic Security	46.5	0.0	0.0
Transfer Due to Fund Balance Cap	Department of Economic Security	0.0	0.0	0.0
	Uses Total	**499.9**	**0.0**	**0.0**
	Title VI - Coronavirus Relief Fund Ending Balance	**399.9**	**399.9**	**399.9**

Fund Number DE2985 American Rescue Plan Act

A.R.S. § 35-142

Revenue is received from the American Rescue Plan Act (ARPA) and is used for expenses related to the mitigation and recovery from the Coronavirus Disease 2019 (COVID-19) public health emergency.

		FY 2022	FY 2023	FY 2024
Sources				
Beginning Balance		0.0	7,195.5	10,195.5
Revenues	Department of Economic Security	75,800.0	3,205.0	0.0
	Sources Total	**75,800.0**	**10,400.5**	**10,195.5**
Uses				
Non-Appropriated Expenditures	Department of Economic Security	68,604.5	205.0	205.0
	Uses Total	**68,604.5**	**205.0**	**205.0**
	American Rescue Plan Act Ending Balance	**7,195.5**	**10,195.5**	**9,990.5**

Sources and Uses of All Major State Funds

Fund Number DE3034 Budget Stabilization Fund

A.R.S. § 35-144

Monies consist of appropriations from the state General Fund during healthy economic times and are used to offset General Fund shortfalls during slower economic times.

		FY 2022	FY 2023	FY 2024
Sources				
Beginning Balance		0.0	0.0	0.0
Revenues	Department of Economic Security	25,000.0	0.0	0.0
	Sources Total	**25,000.0**	**0.0**	**0.0**
Uses				
Legislative Fund Transfers	Department of Economic Security	25,000.0	0.0	0.0
	Uses Total	**25,000.0**	**0.0**	**0.0**
	Budget Stabilization Fund Ending Balance	**0.0**	**0.0**	**0.0**

Fund Number DE3145 Economic Security Donations Fund

A.R.S. § 36-571

The Economic Security Donations Fund consists of donations and other gifts. The Fund is used consistent with the intent of the donor.

		FY 2022	FY 2023	FY 2024
Sources				
Beginning Balance		66.7	66.7	66.7
Revenues	Department of Economic Security	0.0	0.0	0.0
	Sources Total	**66.7**	**66.7**	**66.7**
Uses				
	Uses Total	**0.0**	**0.0**	**0.0**
	Economic Security Donations Fund Ending Balance	**66.7**	**66.7**	**66.7**

Fund Number DE3146 DD Client Investment Fund

A.R.S. § 41-1954

The fund consists of DD client monies. Interest earnings in the fund are used to pay for bank service fees.

		FY 2022	FY 2023	FY 2024
Sources				
Beginning Balance		1,571.6	1,573.4	1,575.2
Revenues	Department of Economic Security	7.4	7.4	7.4
	Sources Total	**1,579.0**	**1,580.8**	**1,582.6**
Uses				
Non-Appropriated Expenditures	Department of Economic Security	5.6	5.6	5.6
	Uses Total	**5.6**	**5.6**	**5.6**
	DD Client Investment Fund Ending Balance	**1,573.4**	**1,575.2**	**1,577.0**

Sources and Uses of All Major State Funds

Fund Number DE3152 Economic Security Client Trust Fund

A.R.S. § 41-1954

The Department of Economic Security Client Trust Fund consists of benefits payable to a client in the Department's custody. Earnings in the Department of Economic Security Client Trust Fund are used to reimburse the cost of care of the client for whom the funds are collected.

		FY 2022	FY 2023	FY 2024
Sources				
Beginning Balance		4.0	4.0	4.0
Revenues	Department of Economic Security	0.0	0.0	0.0
	Sources Total	**4.0**	**4.0**	**4.0**
Uses				
	Uses Total	**0.0**	**0.0**	**0.0**
	Economic Security Client Trust Fund Ending Balance	**4.0**	**4.0**	**4.0**

Fund Number DE3193 Revenue From State or Local Agency Fund

A.R.S. § 35-142

Dollars received through the collection efforts of the Department's Office of Accounts Receivable and Collections and dollars without sufficient identifying documentation may be temporarily deposited in this fund. When the benefiting program is identified, funds are transferred out of the fund into the benefiting program's fund. Funds are utilized by the benefiting DES programs per state and federal requirements.

		FY 2022	FY 2023	FY 2024
Sources				
Beginning Balance		2,994.9	2,867.7	3,829.3
Revenues	Department of Economic Security	2,215.5	3,052.2	3,052.2
	Sources Total	**5,210.4**	**5,919.9**	**6,881.5**
Uses				
Non-Appropriated Expenditures	Department of Economic Security	2,342.7	2,090.6	2,090.6
AFIS Charges	Department of Economic Security	0.0	0.0	0.2
	Uses Total	**2,342.7**	**2,090.6**	**2,090.8**
	Revenue From State or Local Agency Fund Ending Balance	**2,867.7**	**3,829.3**	**4,790.7**

Sources and Uses of All Major State Funds

Fund Number DE3207 Special Olympics Fund

A.R.S. § 41-173

Individuals may make a donation or designate a portion of their refund as a voluntary contribution to the Special Olympics Tax Refund Fund. The Special Olympics Tax Refund Fund must be used to contract with Special Olympics Arizona for delivery of those services essential to Special Olympics programs for individuals with developmental disabilities.

		FY 2022	FY 2023	FY 2024
Sources				
Beginning Balance		0.0	0.0	0.0
Revenues	Department of Economic Security	136.2	100.1	100.1
	Sources Total	**136.2**	**100.1**	**100.1**
Uses				
Non-Appropriated Expenditures	Department of Economic Security	136.2	100.1	100.1
	Uses Total	**136.2**	**100.1**	**100.1**
	Special Olympics Fund Ending Balance	**0.0**	**0.0**	**0.0**

Fund Number DE3240 Housing and Food Bank Crisis Fund

A.R.S. § 41-110

The Crisis Contingency and Safety Net Fund is housed with the Governor's Office and DES received $1.75M to spend in its Hunger program.

		FY 2022	FY 2023	FY 2024
Sources				
Beginning Balance		478.7	0.0	0.0
	Sources Total	**478.7**	**0.0**	**0.0**
Uses				
Non-Appropriated Expenditures	Department of Economic Security	478.7	0.0	0.0
	Uses Total	**478.7**	**0.0**	**0.0**
	Housing and Food Bank Crisis Fund Ending Balance	**0.0**	**0.0**	**0.0**

Sources and Uses of All Major State Funds

Fund Number DE7510 Unemployment Insurance Benefits Fund

A.R.S. § 23-769

Consists of contributions and payments in lieu of contributions, interest earnings, property or securities acquired through the use of monies belonging to the fund and all earnings of such property and securities, all monies credited to Arizona's account in the Unemployment Trust Fund pursuant to section 903 of the Social Security Act, and other monies received for the Fund from any other source. Benefits are paid to individuals who have lost employment through no fault of their own and are actively seeking employment.

		FY 2022	FY 2023	FY 2024
Sources				
Beginning Balance		337,726.5	1,456,320.6	1,593,686.6
Revenues	Department of Economic Security	1,302,263.7	381,267.0	405,992.0
	Sources Total	**1,639,990.2**	**1,837,587.6**	**1,999,678.6**
Uses				
Non-Appropriated Expenditures	Department of Economic Security	183,669.6	243,901.0	340,631.0
	Uses Total	**183,669.6**	**243,901.0**	**340,631.0**
	Unemployment Insurance Benefits Fund Ending Balance	**1,456,320.6**	**1,593,686.6**	**1,659,047.6**

Fund Number DF2025 Private Grant Fund

A.R.S. § 35-142

Revenue is received by gifts or private grants and is used at the specifications of the donor.

		FY 2022	FY 2023	FY 2024
Sources				
Beginning Balance		6.6	6.6	6.6
Revenues	Commission for the Deaf and the Hard of Hearing	0.0	0.0	0.0
	Sources Total	**6.6**	**6.6**	**6.6**
Uses				
	Uses Total	**0.0**	**0.0**	**0.0**
	Private Grant Fund Ending Balance	**6.6**	**6.6**	**6.6**

Sources and Uses of All Major State Funds

Fund Number DF2047 Telecommunication for the Deaf Fund

A.R.S. § 36-1947

A 1.1% tax is levied on the gross income derived from providing exchange access services which connect landline phones to local telecommunications networks. Revenues are used to provide telecommunication devices and services for the Deaf, Hard of Hearing, Deaf Blind, and persons with speech difficulties. Revenues are also used to operate the Commission for the Deaf and the Hard of Hearing.

		FY 2022	FY 2023	FY 2024
Sources				
Beginning Balance		10,071.0	9,491.1	7,579.1
Revenues	Commission for the Deaf and the Hard of Hearing	2,835.0	3,054.0	3,054.0
	Sources Total	**12,906.0**	**12,545.1**	**10,633.1**
Uses				
Operating Expenditures/Appropriations	Commission for the Deaf and the Hard of Hearing	3,415.0	4,966.0	4,836.0
Rent Adjustment	Commission for the Deaf and the Hard of Hearing	0.0	0.0	(3.0)
HITF Backout	Commission for the Deaf and the Hard of Hearing	0.0	0.0	(50.4)
ERE Corrections	Commission for the Deaf and the Hard of Hearing	0.0	0.0	8.7
AFIS Charges	Commission for the Deaf and the Hard of Hearing	0.0	0.0	0.2
HITF Premium Increase	Commission for the Deaf and the Hard of Hearing	0.0	0.0	67.6
Risk Management Adjustment	Commission for the Deaf and the Hard of Hearing	0.0	0.0	(1.7)
Retirement Adjustment	Commission for the Deaf and the Hard of Hearing	0.0	0.0	1.7
	Uses Total	**3,415.0**	**4,966.0**	**4,859.1**
	Telecommunication for the Deaf Fund Ending Balance	**9,491.1**	**7,579.1**	**5,774.0**

Sources and Uses of All Major State Funds

Fund Number DJ2000 Federal Grants Fund

A.R.S. § 35-142

Revenues are received from federal monies received for various department grants and used for supporting services in Education and Community programs.

		FY 2022	FY 2023	FY 2024
Sources				
Beginning Balance		64.5	12.1	12.1
Revenues	Department of Juvenile Corrections	867.8	882.1	882.1
	Sources Total	**932.3**	**894.2**	**894.2**
Uses				
Non-Appropriated Expenditures	Department of Juvenile Corrections	920.2	882.1	882.1
HITF Backout	Department of Juvenile Corrections	0.0	0.0	(11.2)
AFIS Charges	Department of Juvenile Corrections	0.0	0.0	0.1
HITF Premium Increase	Department of Juvenile Corrections	0.0	0.0	15.0
Retirement Adjustment	Department of Juvenile Corrections	0.0	0.0	0.4
	Uses Total	**920.2**	**882.1**	**886.4**
	Federal Grants Fund Ending Balance	**12.1**	**12.1**	**7.8**

Fund Number DJ2025 Donations Fund

A.R.S. § 35-142

Revenues are received from gifts and donations from public and private entities and used for employee recognition programs or for the specified purpose for which they were donated.

		FY 2022	FY 2023	FY 2024
Sources				
Beginning Balance		1.1	0.2	0.1
Revenues	Department of Juvenile Corrections	0.7	0.7	0.7
	Sources Total	**1.8**	**0.9**	**0.8**
Uses				
Non-Appropriated Expenditures	Department of Juvenile Corrections	1.6	0.8	0.8
	Uses Total	**1.6**	**0.8**	**0.8**
	Donations Fund Ending Balance	**0.2**	**0.1**	**0.0**

Sources and Uses of All Major State Funds

Fund Number DJ2281 Juvenile Corrections CJEF Distribution Fund

A.R.S. § 41-2401

Revenues are received from a 3.57% allocation from the Criminal Justice Enhancement Fund (CJEF) and used for the treatment and rehabilitation of youth who have committed drug-related offenses.

		FY 2022	FY 2023	FY 2024
Sources				
Beginning Balance		911.6	792.2	676.7
Revenues	Department of Juvenile Corrections	423.0	423.0	423.0
	Sources Total	**1,334.6**	**1,215.2**	**1,099.7**
Uses				
Operating Expenditures/Appropriations	Department of Juvenile Corrections	520.0	538.5	538.5
Administrative Adjustments	Department of Juvenile Corrections	22.4	0.0	0.0
Retirement Adjustment	Department of Juvenile Corrections	0.0	0.0	(109.5)
	Uses Total	**542.4**	**538.5**	**429.0**
	Juvenile Corrections CJEF Distribution Fund Ending Balance	**792.2**	**676.7**	**670.7**

Fund Number DJ2323 Juvenile Education Fund

A.R.S. § 15-1371

Revenues are received from the K-12 Basic State Aid formula based on student population and used for the state educational system for committed youth.

		FY 2022	FY 2023	FY 2024
Sources				
Beginning Balance		221.9	502.8	(564.7)
Revenues	Department of Juvenile Corrections	887.7	887.7	887.7
	Sources Total	**1,109.6**	**1,390.5**	**323.0**
Uses				
Operating Expenditures/Appropriations	Department of Juvenile Corrections	606.8	1,955.2	1,955.2
Retirement Adjustment	Department of Juvenile Corrections	0.0	0.0	(490.5)
	Uses Total	**606.8**	**1,955.2**	**1,464.7**
	Juvenile Education Fund Ending Balance	**502.8**	**(564.7)**	**(1,141.7)**

Note: Revenues in FY 2023 and FY 2024 are lower than the appropriation. The Arizona Department of Juvenile Corrections will not be able to spend the full appropriation and will be able to only expend the amount of revenue available.

Sources and Uses of All Major State Funds

Fund Number DJ2449 Employee Recognition Fund

A.R.S. § 41-709

Revenues are received from donations from agency employees and through fund raising events and used for recognizing outstanding employee performance and conducting events that enhance the morale of the agency.

		FY 2022	FY 2023	FY 2024
Sources				
Beginning Balance		1.3	1.4	3.6
Revenues	Department of Juvenile Corrections	3.5	3.5	3.5
	Sources Total	**4.8**	**4.9**	**7.1**
Uses				
Non-Appropriated Expenditures	Department of Juvenile Corrections	3.4	1.3	1.3
	Uses Total	**3.4**	**1.3**	**1.3**
	Employee Recognition Fund Ending Balance	**1.4**	**3.6**	**5.8**

Fund Number DJ2476 Department of Juvenile Corrections Restitution Fund

A.R.S. § 41-2826

Revenues are received from appropriations, grants, and donated monies paid to youth who participate in the committed youth work program and have court ordered restitution or a monetary assessment and used for paying these court determined fines.

		FY 2022	FY 2023	FY 2024
Sources				
Beginning Balance		107.6	97.2	150.4
Revenues	Department of Juvenile Corrections	(6.8)	56.8	56.8
	Sources Total	**100.8**	**154.0**	**207.2**
Uses				
Non-Appropriated Expenditures	Department of Juvenile Corrections	3.6	3.6	3.6
	Uses Total	**3.6**	**3.6**	**3.6**
	Department of Juvenile Corrections Restitution Fund Ending Balance	**97.2**	**150.4**	**203.6**

Sources and Uses of All Major State Funds

Fund Number DJ2487 State Ed Sys for Committed Youth Class Fund

A.R.S. § 15-1373

Revenues are received from the Department of Education's allocation of the classroom site fund, per A.R.S. 15-977. Forty percent of the monies received shall be used for teacher compensation increases based on performance and employment related expenses, forty percent of the monies for maintenance and operation purposes, and twenty percent of the monies for teacher base salary increases and employment related expenses.

		FY 2022	FY 2023	FY 2024
Sources				
Beginning Balance		407.2	490.0	519.7
Revenues	Department of Juvenile Corrections	201.7	151.6	159.1
	Sources Total	**608.9**	**641.6**	**678.8**
Uses				
Non-Appropriated Expenditures	Department of Juvenile Corrections	118.9	121.9	121.9
HITF Backout	Department of Juvenile Corrections	0.0	0.0	(46.5)
HITF Premium Increase	Department of Juvenile Corrections	0.0	0.0	62.4
Risk Management Adjustment	Department of Juvenile Corrections	0.0	0.0	(2.9)
Retirement Adjustment	Department of Juvenile Corrections	0.0	0.0	0.1
	Uses Total	**118.9**	**121.9**	**135.0**
State Ed Sys for Committed Youth Class Fund Ending Balance		**490.0**	**519.7**	**543.8**

Fund Number DJ2985 ADJC Coronavirus State and Local Fiscal Recovery Fund

A.R.S. § 35-142

Revenues are received from the American Rescue Plan Act (ARPA) and used for expenses related to the mitigation and recovery from the Coronavirus Disease 2019 (COVID-19) public health emergency.

		FY 2022	FY 2023	FY 2024
Sources				
Beginning Balance		0.0	282.8	0.0
Revenues	Department of Juvenile Corrections	2,551.3	0.0	0.0
	Sources Total	**2,551.3**	**282.8**	**0.0**
Uses				
Non-Appropriated Expenditures	Department of Juvenile Corrections	2,268.5	282.8	0.0
	Uses Total	**2,268.5**	**282.8**	**0.0**
ADJC Coronavirus State and Local Fiscal Recovery Fund Ending Balance		**282.8**	**0.0**	**0.0**

Sources and Uses of All Major State Funds

Fund Number DJ3007 Local Cost Sharing Fund

A.R.S. § 41-2833

Revenues are received from an annually assessed committed youth confinement cost sharing fee that is collected from counties with populations greater than five hundred thousand persons and used for supporting Departmental operations.

		FY 2022	FY 2023	FY 2024
Sources				
Beginning Balance		118.7	177.2	177.2
Revenues	Department of Juvenile Corrections	8,450.9	8,450.9	8,450.9
	Sources Total	**8,569.6**	**8,628.1**	**8,628.1**
Uses				
Operating Expenditures/Appropriations	Department of Juvenile Corrections	8,392.4	8,450.9	8,450.9
Retirement Adjustment	Department of Juvenile Corrections	0.0	0.0	(4,380.4)
	Uses Total	**8,392.4**	**8,450.9**	**4,070.5**
	Local Cost Sharing Fund Ending Balance	**177.2**	**177.2**	**4,557.6**

Fund Number DJ3024 Department of Juvenile Corrections Fund

A.R.S. § 41-2810

Revenues are received from donations from individuals and businesses, proceeds from vending machines, and fund-raising efforts and used for additional supplies and Department conferences, for purposes agreed upon by donors and the agency Director, or for special student activities.

		FY 2022	FY 2023	FY 2024
Sources				
Beginning Balance		34.0	24.6	15.5
	Sources Total	**34.0**	**24.6**	**15.5**
Uses				
Non-Appropriated Expenditures	Department of Juvenile Corrections	9.4	9.1	9.1
	Uses Total	**9.4**	**9.1**	**9.1**
	Department of Juvenile Corrections Fund Ending Balance	**24.6**	**15.5**	**6.4**

Sources and Uses of All Major State Funds

Fund Number DJ3029 State Charitable, Penal and Reformatory Land Fund

A.R.S. § 37-525

Revenues are received from twenty five percent of land earnings and interest from the State Charitable, Penal, and Reformatory Institutions Land Fund and used for supporting the state juvenile institutions and reformatories.

		FY 2022	FY 2023	FY 2024
Sources				
Beginning Balance		3,743.4	2,909.7	2,196.2
Revenues	Department of Juvenile Corrections	3,411.9	3,411.9	3,411.9
	Sources Total	**7,155.3**	**6,321.6**	**5,608.1**
Uses				
Operating Expenditures/Appropriations	Department of Juvenile Corrections	1,565.2	4,125.4	4,125.4
Capital Expenditures/Appropriations	Department of Juvenile Corrections	2,500.0	0.0	0.0
Administrative Adjustments	Department of Juvenile Corrections	180.4	0.0	0.0
HITF Backout	Department of Juvenile Corrections	0.0	0.0	(14.8)
AFIS Charges	Department of Juvenile Corrections	0.0	0.0	0.1
HITF Premium Increase	Department of Juvenile Corrections	0.0	0.0	19.9
Risk Management Adjustment	Department of Juvenile Corrections	0.0	0.0	(45.9)
	Uses Total	**4,245.6**	**4,125.4**	**4,084.7**
State Charitable, Penal and Reformatory Land Fund Ending Balance		**2,909.7**	**2,196.2**	**1,523.4**

Fund Number DJ9000 Indirect Cost Recovery Fund

A.R.S. § 35-142

Revenues are received from a portion of federal grants and used for paying administrative expenses associated with the grants.

	FY 2022	FY 2023	FY 2024
Sources			
Beginning Balance	206.6	206.6	206.6
Sources Total	**206.6**	**206.6**	**206.6**
Uses			
Uses Total	**0.0**	**0.0**	**0.0**
Indirect Cost Recovery Fund Ending Balance	**206.6**	**206.6**	**206.6**

Sources and Uses of All Major State Funds

Fund Number DO2046 Dispensing Opticians Board Fund

A.R.S. § 32-1686

Revenues are the fees, fines, and other revenue received by the Board. Funds are used to license and regulate optical establishments and opticians.

		FY 2022	FY 2023	FY 2024
Sources				
Beginning Balance		363.8	376.9	350.0
Revenues	Board of Dispensing Opticians	165.8	166.2	166.2
	Sources Total	**529.6**	**543.1**	**516.2**
Uses				
Operating Expenditures/Appropriations	Board of Dispensing Opticians	151.1	193.1	186.9
Administrative Adjustments	Board of Dispensing Opticians	1.6	0.0	0.0
HITF Backout	Board of Dispensing Opticians	0.0	0.0	(2.2)
ERE Corrections	Board of Dispensing Opticians	0.0	0.0	12.2
HITF Premium Increase	Board of Dispensing Opticians	0.0	0.0	3.0
Risk Management Adjustment	Board of Dispensing Opticians	0.0	0.0	(0.4)
Retirement Adjustment	Board of Dispensing Opticians	0.0	0.0	0.2
	Uses Total	**152.7**	**193.1**	**199.7**
	Dispensing Opticians Board Fund Ending Balance	**376.9**	**350.0**	**316.6**

Fund Number DT2005 State Aviation Fund

A.R.S. § 28-8202

The primary revenue source consists of flight property, aircraft and fuel taxes. Funds are used for funding operations of the Multimodal Planning Division's Aeronautics Group, the Grand Canyon Airport, and the five-year Airport Development Program.

		FY 2022	FY 2023	FY 2024
Sources				
Beginning Balance		75,741.8	85,429.4	71,832.5
Revenues	Department of Transportation	28,766.3	53,093.6	35,760.7
	Sources Total	**104,508.2**	**138,523.0**	**107,593.2**
Uses				
Operating Expenditures/Appropriations	Department of Transportation	1,875.4	2,163.6	2,276.9
Capital Expenditures/Appropriations	Department of Transportation	307.9	8,167.8	67,567.8
Administrative Adjustments	Department of Transportation	225.9	21,914.4	0.0
Non-Appropriated Expenditures	Department of Transportation	5,981.1	0.0	0.0
Prior Committed or Obligated Expenditures	Department of Transportation	0.0	237.3	4,507.3
HITF Backout	Department of Transportation	0.0	0.0	(53.4)
AFIS Charges	Department of Transportation	0.0	0.0	0.3
HITF Premium Increase	Department of Transportation	0.0	0.0	71.6
Retirement Adjustment	Department of Transportation	0.0	0.0	0.6
Non-Lapsing Authority from Prior Years	Department of Transportation	10,688.5	34,207.4	0.0
	Uses Total	**19,078.8**	**66,690.5**	**74,371.1**
	State Aviation Fund Ending Balance	**85,429.4**	**71,832.5**	**33,222.0**

Sources and Uses of All Major State Funds

Fund Number DT2029 Maricopa County Regional Area Road Fund

A.R.S. § 28-6302

This fund is a special revenue fund that receives Maricopa County Transportation Excise Tax monies that are used for the construction of certain state highways and arterial streets within Maricopa County.

		FY 2022	FY 2023	FY 2024
Sources				
Beginning Balance		518,859.2	664,181.7	543,873.5
Revenues	Department of Transportation	789,109.6	855,284.3	934,919.5
	Sources Total	**1,307,968.7**	**1,519,466.0**	**1,478,793.0**
Uses				
Non-Appropriated Expenditures	Department of Transportation	643,787.0	0.0	0.0
Prior Committed or Obligated Expenditures	Department of Transportation	0.0	975,592.5	1,079,501.7
HITF Backout	Department of Transportation	0.0	0.0	(122.6)
AFIS Charges	Department of Transportation	0.0	0.0	8.7
HITF Premium Increase	Department of Transportation	0.0	0.0	164.5
Risk Management Adjustment	Department of Transportation	0.0	0.0	2,844.6
	Uses Total	**643,787.0**	**975,592.5**	**1,082,396.9**
	Maricopa County Regional Area Road Fund Ending Balance	**664,181.7**	**543,873.5**	**396,396.2**

Fund Number DT2030 State Highway Fund

A.R.S. § 28-6991

Monies in the fund consist of statutory transfers from the Highway User Revenue Fund. The State Highway Fund supports the Department of Transportation's administration and costs of engineering, construction and maintenance of state highways and parts of highways forming state routes, and law enforcement on state highways.

		FY 2022	FY 2023	FY 2024
Sources				
Beginning Balance		799,235.1	1,014,133.1	1,799,702.5
Revenues	Department of Transportation	1,282,632.6	2,183,663.8	1,417,386.9
	Sources Total	**2,081,867.7**	**3,197,796.9**	**3,217,089.4**
Uses				
Operating Expenditures/Appropriations	Department of Transportation	372,537.2	516,951.3	485,161.0
Capital Expenditures/Appropriations	Department of Transportation	143,534.0	134,784.6	234,947.6
Administrative Adjustments	Department of Transportation	8,321.6	1,403.7	0.0
Non-Appropriated Expenditures	Department of Transportation	506,777.7	7,424.0	7,424.0
Prior Committed or Obligated Expenditures	Department of Transportation	0.0	706,356.4	953,850.7
HITF Backout	Department of Transportation	0.0	0.0	(12,025.6)
ERE Corrections	Department of Transportation	0.0	0.0	336.7
AFIS Charges	Department of Transportation	0.0	0.0	76.4
HITF Premium Increase	Department of Transportation	0.0	0.0	16,131.7
Retirement Adjustment	Department of Transportation	0.0	0.0	212.6
Non-Lapsing Authority from Prior Years	Department of Transportation	36,564.1	31,174.4	0.0
	Uses Total	**1,067,734.6**	**1,398,094.4**	**1,686,115.1**
	State Highway Fund Ending Balance	**1,014,133.1**	**1,799,702.5**	**1,530,974.3**

Sources and Uses of All Major State Funds

Fund Number DT2031 Arizona Highways Magazine Fund

A.R.S. § 28-7315

Primary revenues consists of receipts generated from sales of the Arizona Highways Magazine. The fund provides for the production and sales of subscriptions, maps, pamphlets, etc.

		FY 2022	FY 2023	FY 2024
Sources				
Beginning Balance		4,295.2	4,396.6	4,085.5
Revenues	Department of Transportation	4,890.9	4,983.1	4,983.1
	Sources Total	**9,186.1**	**9,379.7**	**9,068.6**
Uses				
Non-Appropriated Expenditures	Department of Transportation	4,789.5	5,294.2	5,467.6
HITF Backout	Department of Transportation	0.0	0.0	(31.3)
AFIS Charges	Department of Transportation	0.0	0.0	0.5
HITF Premium Increase	Department of Transportation	0.0	0.0	42.0
Retirement Adjustment	Department of Transportation	0.0	0.0	1.6
	Uses Total	**4,789.5**	**5,294.2**	**5,480.4**
	Arizona Highways Magazine Fund Ending Balance	**4,396.6**	**4,085.5**	**3,588.2**

Fund Number DT2044 Highway Damage Recovery Account Fund

A.R.S. § 28-6694

Fund revenue consists of monies received for damage caused to state highways, portions of highways forming state routes, and other state property in the right-of-way. Monies are used for maintenance of state highways, portions of highways, and state routes.

		FY 2022	FY 2023	FY 2024
Sources				
Beginning Balance		234.2	1.6	(2,322.7)
Revenues	Department of Transportation	7,441.2	5,676.3	5,676.3
	Sources Total	**7,675.4**	**5,677.9**	**3,353.6**
Uses				
Operating Expenditures/Appropriations	Department of Transportation	7,672.0	8,000.6	8,000.6
Administrative Adjustments	Department of Transportation	1.8	0.0	0.0
AFIS Charges	Department of Transportation	0.0	0.0	0.2
	Uses Total	**7,673.8**	**8,000.6**	**8,000.8**
	Highway Damage Recovery Account Fund Ending Balance	**1.6**	**(2,322.7)**	**(4,647.2)**

Note: Revenues in FY 2023 and FY 2024 are lower than the appropriation. The Arizona Department of Transportation will not be able to spend the full appropriation and will be able to only expend the amount of revenue available.

Sources and Uses of All Major State Funds

Fund Number DT2071 ADOT Fleet Operations Fund

A.R.S. § 28-7006

The fund is primarily funded by charges it collects from the various divisions of the Department of Transportation for renting vehicles and equipment. In turn, the receipts collected are used to maintain the Agency's inventory of automobiles, trucks, heavy equipment, and other field equipment.

		FY 2022	FY 2023	FY 2024
Sources				
Beginning Balance		2,894.7	711.9	711.9
Revenues	Department of Transportation	16,456.1	27,110.5	25,391.9
	Sources Total	**19,350.8**	**27,822.4**	**26,103.8**
Uses				
Operating Expenditures/Appropriations	Department of Transportation	18,189.4	27,110.5	25,391.9
Administrative Adjustments	Department of Transportation	449.5	0.0	0.0
HITF Backout	Department of Transportation	0.0	0.0	(654.0)
ERE Corrections	Department of Transportation	0.0	0.0	1.2
AFIS Charges	Department of Transportation	0.0	0.0	2.4
HITF Premium Increase	Department of Transportation	0.0	0.0	877.3
Retirement Adjustment	Department of Transportation	0.0	0.0	12.1
	Uses Total	**18,638.9**	**27,110.5**	**25,630.9**
	ADOT Fleet Operations Fund Ending Balance	**711.9**	**711.9**	**472.9**

Fund Number DT2097 ADOT Federal Programs Fund

A.R.S. § 35-142

Revenues consist of a variety of federal grants that are non-federal aid highway in nature. Grants include: Federal Highway Materials Program, Federal Highway Fatality File and Federal Transit Planning Assistance.

		FY 2022	FY 2023	FY 2024
Sources				
Beginning Balance		1,547.0	3,915.7	3,915.7
Revenues	Department of Transportation	26,129.0	26,229.6	26,229.6
	Sources Total	**27,676.0**	**30,145.3**	**30,145.3**
Uses				
Non-Appropriated Expenditures	Department of Transportation	23,760.3	0.0	30.5
Prior Committed or Obligated Expenditures	Department of Transportation	0.0	26,229.6	26,229.6
HITF Backout	Department of Transportation	0.0	0.0	(16.4)
AFIS Charges	Department of Transportation	0.0	0.0	0.6
HITF Premium Increase	Department of Transportation	0.0	0.0	22.0
	Uses Total	**23,760.3**	**26,229.6**	**26,266.3**
	ADOT Federal Programs Fund Ending Balance	**3,915.7**	**3,915.7**	**3,879.0**

Sources and Uses of All Major State Funds

Fund Number DT2108 Safety Enforcement and Transportation Infrastructure Fund

A.R.S. § 28-6547

Consists of various fees assessed at the ports of entry. The funds provide monies for the enforcement of vehicle safety requirements within 25 miles of the Arizona/Mexico border, maintenance of transportation facilities within 25 miles of the border and any improvements to the North American Free Trade Agreement corridor.

		FY 2022	FY 2023	FY 2024
Sources				
Beginning Balance		1,540.9	0.0	0.0
Revenues	Department of Transportation	1.7	0.0	0.0
	Sources Total	**1,542.6**	**0.0**	**0.0**
Uses				
Administrative Adjustments	Department of Transportation	3.8	0.0	0.0
Legislative Fund Transfers	Department of Transportation	1,258.7	0.0	0.0
Non-Lapsing Authority from Prior Years	Department of Transportation	280.0	0.0	0.0
	Uses Total	**1,542.5**	**0.0**	**0.0**
Safety Enforcement and Transportation Infrastructure Fund Ending Balance		**0.0**	**0.0**	**0.0**

Fund Number DT2150 Abandoned Vehicles Administration Fund

A.R.S. § 28-4804

Monies in the fund consist of fees issued to owners of abandoned vehicles requiring towing or disposal. Funds are used for towing and disposal costs incurred by the department.

		FY 2022	FY 2023	FY 2024
Sources				
Beginning Balance		213.7	313.6	431.4
Revenues	Department of Transportation	1,105.0	1,117.8	1,117.8
	Sources Total	**1,318.7**	**1,431.4**	**1,549.2**
Uses				
Non-Appropriated Expenditures	Department of Transportation	1,005.1	1,000.0	1,000.0
AFIS Charges	Department of Transportation	0.0	0.0	0.3
	Uses Total	**1,005.1**	**1,000.0**	**1,000.3**
Abandoned Vehicles Administration Fund Ending Balance		**313.6**	**431.4**	**548.9**

Sources and Uses of All Major State Funds

Fund Number DT2208 Ignition Interlock Device Fund

A.R.S. § 28-1469

Revenues come from fees collected by ignition interlock service providers for each ignition interlock device installed. Funds are used to administer the ignition interlock device program at the Arizona Department of Transportation.

		FY 2022	FY 2023	FY 2024
Sources				
Beginning Balance		92.4	148.0	122.5
Revenues	Department of Transportation	420.0	338.1	338.1
	Sources Total	**512.4**	**486.1**	**460.6**
Uses				
Operating Expenditures/Appropriations	Department of Transportation	339.4	363.6	363.6
Administrative Adjustments	Department of Transportation	25.0	0.0	0.0
HITF Backout	Department of Transportation	0.0	0.0	(10.7)
HITF Premium Increase	Department of Transportation	0.0	0.0	14.4
Retirement Adjustment	Department of Transportation	0.0	0.0	0.3
	Uses Total	**364.4**	**363.6**	**367.6**
	Ignition Interlock Device Fund Ending Balance	**148.0**	**122.5**	**93.0**

Fund Number DT2226 Air Quality Fund

A.R.S. § 49-551

Consists of fees collected from vehicle owners when registering a vehicle in the state. The fund is used for air quality research experiments, and supports other air quality initiatives aimed at bringing areas of the state into accord with federal clean air standards.

		FY 2022	FY 2023	FY 2024
Sources				
Beginning Balance		157.0	132.2	132.2
Revenues	Department of Transportation	324.5	326.6	1,128.8
	Sources Total	**481.5**	**458.8**	**987.4**
Uses				
Operating Expenditures/Appropriations	Department of Transportation	296.5	326.6	1,128.1
Administrative Adjustments	Department of Transportation	52.8	0.0	0.0
HITF Backout	Department of Transportation	0.0	0.0	(1.8)
HITF Premium Increase	Department of Transportation	0.0	0.0	2.4
Retirement Adjustment	Department of Transportation	0.0	0.0	0.1
	Uses Total	**349.3**	**326.6**	**1,128.8**
	Air Quality Fund Ending Balance	**132.2**	**132.2**	**132.2**

Sources and Uses of All Major State Funds

Fund Number DT2244 Economic Strength Project Fund

A.R.S. § 28-7282

Funds are allocated from Highway User Revenue Funds. Provides monies for economic strength highway projects recommended by the Arizona Commerce Aurthority and approved by the State Transportation Board.

		FY 2022	FY 2023	FY 2024
Sources				
Beginning Balance		3,677.7	3,204.4	3,219.1
Revenues	Department of Transportation	1,016.5	1,014.7	1,014.7
	Sources Total	**4,694.2**	**4,219.1**	**4,233.8**
Uses				
Non-Appropriated Expenditures	Department of Transportation	1,489.8	1,000.0	1,000.0
	Uses Total	**1,489.8**	**1,000.0**	**1,000.0**
	Economic Strength Project Fund Ending Balance	**3,204.4**	**3,219.1**	**3,233.8**

Fund Number DT2266 Cash Deposits Fund

A.R.S. § 35-142

This fund receives cash advances, reimbursements and deposits that are used for maintenance and rental property repair.

		FY 2022	FY 2023	FY 2024
Sources				
Beginning Balance		1,368.2	1,624.9	0.0
Revenues	Department of Transportation	256.7	(1,624.9)	0.0
	Sources Total	**1,624.9**	**0.0**	**0.0**
Uses				
	Uses Total	**0.0**	**0.0**	**0.0**
	Cash Deposits Fund Ending Balance	**1,624.9**	**0.0**	**0.0**

Note: The fund is a holding account and reimburses the deposits, the reimbursement are recorded as a negative revenue.

Sources and Uses of All Major State Funds

Fund Number DT2272 Vehicle Inspection and Title Enforcement Fund

A.R.S. § 28-2012

Revenues in the fund consist of inspections fees. Monies in the fund are used to defray costs of investigations involving certificates of title, licensing fraud, registration enforcement and other related issues.

		FY 2022	FY 2023	FY 2024
Sources				
Beginning Balance		1,260.8	210.6	(159.3)
Revenues	Department of Transportation	1,452.8	1,876.7	1,595.9
	Sources Total	**2,713.6**	**2,087.3**	**1,436.6**
Uses				
Operating Expenditures/Appropriations	Department of Transportation	1,923.6	2,246.6	1,646.6
Administrative Adjustments	Department of Transportation	14.0	0.0	0.0
Legislative Fund Transfers	Department of Transportation	565.4	0.0	0.0
ERE Corrections	Department of Transportation	0.0	0.0	0.2
Retirement Adjustment	Department of Transportation	0.0	0.0	2.0
	Uses Total	**2,503.0**	**2,246.6**	**1,648.8**
Vehicle Inspection and Title Enforcement Fund Ending Balance		**210.6**	**(159.3)**	**(212.2)**

Note: The FY 2023 ending balance is forecasted to be positive as it is anticipated that ADOT will expend under their FY 2023 appropriation authority. This will result in a positive ending balance in FY 2024.

Fund Number DT2285 Motor Vehicle Liability Insurance Enforcement Fund

A.R.S. § 28-4151

Revenues in the fund consist of penalty fees for reinstatement of a motor vehicle registration. Monies in the fund are used to cover the program statutorily designed to help verify vehicle identity and ownership and enable the Department of Transportation to enforce mandatory motor vehicle liability insurance.

		FY 2022	FY 2023	FY 2024
Sources				
Beginning Balance		7,113.0	5,606.5	741.4
Revenues	Department of Transportation	532.3	518.5	768.5
	Sources Total	**7,645.3**	**6,125.0**	**1,509.9**
Uses				
Operating Expenditures/Appropriations	Department of Transportation	1,743.3	5,383.6	1,651.7
Administrative Adjustments	Department of Transportation	47.7	0.0	0.0
Legislative Fund Transfers	Department of Transportation	247.8	0.0	0.0
HITF Backout	Department of Transportation	0.0	0.0	(69.8)
ERE Corrections	Department of Transportation	0.0	0.0	0.1
AFIS Charges	Department of Transportation	0.0	0.0	0.1
HITF Premium Increase	Department of Transportation	0.0	0.0	93.6
Retirement Adjustment	Department of Transportation	0.0	0.0	1.5
	Uses Total	**2,038.8**	**5,383.6**	**1,677.2**
Motor Vehicle Liability Insurance Enforcement Fund Ending Balance		**5,606.5**	**741.4**	**(167.3)**

Note: The FY 2023 ending balance is forecasted to be positive as it is anticipated that ADOT will expend under their FY 2023 appropriation authority. This will result in a positive ending balance in FY 2024.

Sources and Uses of All Major State Funds

Fund Number DT2380 Motor Carrier Safety Revolving Fund

A.R.S. § 28-5203

Revenues consist of appropriations and monies received from private grants or donations. Monies in the fund are continuously appropriated to the Department to be used by ADOT, the Attorney General and the Department of Public Safety for motor carrier safety.

		FY 2022	FY 2023	FY 2024
Sources				
Beginning Balance		0.5	0.5	0.5
Revenues	Department of Transportation	0.0	0.5	0.5
	Sources Total	**0.5**	**1.0**	**1.0**
Uses				
Non-Appropriated Expenditures	Department of Transportation	0.0	0.5	0.5
	Uses Total	**0.0**	**0.5**	**0.5**
Motor Carrier Safety Revolving Fund Ending Balance		**0.5**	**0.5**	**0.5**

Fund Number DT2414 Shared Location & Advertisement Agreement Expense Fund

A.R.S. § 28-409

Revenues in the fund consist of payments received from public and private entities that have entered into agreements with the Department of Transportation to share locations and/or advertise goods and services that are deemed to be of mutual interest to both parties. Monies deposited in the fund may be used to partially offset the cost incurred by ADOT in providing a location and advertising.

		FY 2022	FY 2023	FY 2024
Sources				
Beginning Balance		75.1	75.1	75.1
Revenues	Department of Transportation	0.0	0.0	0.0
	Sources Total	**75.2**	**75.1**	**75.1**
Uses				
Non-Appropriated Expenditures	Department of Transportation	0.1	0.0	0.0
	Uses Total	**0.1**	**0.0**	**0.0**
Shared Location & Advertisement Agreement Expense Fund Ending Balance		**75.1**	**75.1**	**75.1**

Sources and Uses of All Major State Funds

Fund Number DT2417 Highway Expansion & Extension Loan Program Fund

A.R.S. § 28-7674

Revenues consist of legislative appropriations, federal receipts, loan repayments and interests, and funding obligations issues by the State Transportation Board. The Highway Expansion and Extension Loan Program provides the state and its communities with an innovative financing mechanism to accelerate the funding of road construction projects.

		FY 2022	FY 2023	FY 2024
Sources				
Beginning Balance		1,223.5	3.7	3.8
Revenues	Department of Transportation	1.0	0.1	0.2
	Sources Total	**1,224.5**	**3.8**	**4.0**
Uses				
Operating Expenditures/Appropriations	Department of Transportation	1,220.8	0.0	0.0
	Uses Total	**1,220.8**	**0.0**	**0.0**
Highway Expansion & Extension Loan Program Fund Ending Balance		**3.7**	**3.8**	**4.0**

Fund Number DT2449 Employee Recognition Fund

A.R.S. § 28-1304

This fund receives monies through gifts and donations from public and private entities and is used to conduct ADOT's employee recognition programs.

		FY 2022	FY 2023	FY 2024
Sources				
Beginning Balance		20.2	27.7	29.7
Revenues	Department of Transportation	15.2	15.0	15.0
	Sources Total	**35.4**	**42.7**	**44.7**
Uses				
Non-Appropriated Expenditures	Department of Transportation	7.7	13.0	13.0
	Uses Total	**7.7**	**13.0**	**13.0**
Employee Recognition Fund Ending Balance		**27.7**	**29.7**	**31.7**

Sources and Uses of All Major State Funds

Fund Number DT2463 Grant Anticipation Notes Fund

A.R.S. § 28-7615

This fund receives revenues from the Federal Highway Administration under various grant agreements and is used for the repayment of Grant Anticipation notes.

		FY 2022	FY 2023	FY 2024
Sources				
Beginning Balance		3,505.1	3,482.2	2,842.3
Revenues	Department of Transportation	59,956.0	59,970.6	59,940.6
	Sources Total	**63,461.1**	**63,452.8**	**62,782.9**
Uses				
Non-Appropriated Expenditures	Department of Transportation	59,978.9	0.0	0.0
Prior Committed or Obligated Expenditures	Department of Transportation	0.0	60,610.5	60,580.5
	Uses Total	**59,978.9**	**60,610.5**	**60,580.5**
	Grant Anticipation Notes Fund Ending Balance	**3,482.2**	**2,842.3**	**2,202.4**

Fund Number DT2500 IGA and ISA Fund

A.R.S. § 35-142

Revenues are received from and are used for the requirements of any inter-agency or inter-governmental agreements of the agency.

		FY 2022	FY 2023	FY 2024
Sources				
Beginning Balance		912.1	4,429.7	144.6
Revenues	Department of Transportation	5,406.0	583.8	583.8
	Sources Total	**6,318.1**	**5,013.5**	**728.4**
Uses				
Non-Appropriated Expenditures	Department of Transportation	1,888.4	583.9	607.6
Prior Committed or Obligated Expenditures	Department of Transportation	0.0	4,285.0	0.0
HITF Backout	Department of Transportation	0.0	0.0	(8.6)
AFIS Charges	Department of Transportation	0.0	0.0	0.3
HITF Premium Increase	Department of Transportation	0.0	0.0	11.5
Retirement Adjustment	Department of Transportation	0.0	0.0	0.1
	Uses Total	**1,888.4**	**4,868.9**	**610.9**
	IGA and ISA Fund Ending Balance	**4,429.7**	**144.6**	**117.5**

Sources and Uses of All Major State Funds

Fund Number DT2609 Motor Vehicle Dealer Enforcement Fund

A.R.S. § 28-4504

Revenues consist of civil penalties collected pursuant to A.R.S. § 28-4504 that result from licensed or unlicensed motor vehicle dealer activity. ADOT administers the fund and its associated program. Any monies in the fund exceeding $250,000 at the end of each fiscal year are deposited into the state highway fund.

		FY 2022	FY 2023	FY 2024
Sources				
Beginning Balance		334.0	340.5	250.0
Revenues	Department of Transportation	90.5	105.2	105.2
	Sources Total	**424.5**	**445.7**	**355.2**
Uses				
Operating Expenditures/Appropriations	Department of Transportation	84.0	0.0	0.0
Residual Equity Transfer	Department of Transportation	0.0	195.7	105.2
	Uses Total	**84.0**	**195.7**	**105.2**
	Motor Vehicle Dealer Enforcement Fund Ending Balance	**340.5**	**250.0**	**250.0**

Fund Number DT2650 Statewide Special Plates Fund

A.R.S. § 28-2404

The statewide special plates fund receives monies from the sale of a multitude of different special license plates. Of the $25 annual fee, $17 is deposited in the fund for disbursement to the specified charity or organization, and $8 is deposited in the State Highway Fund. Revenues are used for the purposes detailed in the establishing statutes of each individual special plate.

		FY 2022	FY 2023	FY 2024
Sources				
Beginning Balance		2,129.3	2,359.7	2,613.1
Revenues	Department of Transportation	5,463.1	6,009.4	6,610.4
	Sources Total	**7,592.4**	**8,369.1**	**9,223.5**
Uses				
Non-Appropriated Expenditures	Department of Transportation	5,232.7	5,756.0	5,756.0
	Uses Total	**5,232.7**	**5,756.0**	**5,756.0**
	Statewide Special Plates Fund Ending Balance	**2,359.7**	**2,613.1**	**3,467.5**

Sources and Uses of All Major State Funds

Fund Number DT2980 Governor's Emergency Education Relief Fund

A.R.S. § 35-142

Revenues are received from an inter-governmental agreement with the School Facilities Board to utilize federal monies provided to the Governor's Office through the Coronavirus Aid, Relief, and Economic Security Act (CARES Act). These monies will be used to install conduit and fiber optic cable on Interstate 17 between Phoenix and Flagstaff and Interstate 19 between Tucson and Nogales to increase broadband capacity and redundancy for Arizona universities and community colleges while increasing connectivity options for underserved K-12 schools.

		FY 2022	FY 2023	FY 2024
Sources				
Beginning Balance		(186.3)	0.0	0.0
Revenues	Department of Transportation	(194.0)	0.0	0.0
	Sources Total	**(380.3)**	**0.0**	**0.0**
Uses				
Non-Appropriated Expenditures	Department of Transportation	(380.3)	0.0	0.0
	Uses Total	**(380.3)**	**0.0**	**0.0**
Governor's Emergency Education Relief Fund Ending Balance		**0.0**	**0.0**	**0.0**

Fund Number DT2985 ADOT Coronavirus State and Local Fiscal Recovery Fund

A.R.S. § 35-142

Revenue is received from the American Rescue Plan Act (ARPA) and is used for expenses related to the mitigation and recovery from the Coronavirus Disease 2019 (COVID-19) public health emergency.

		FY 2022	FY 2023	FY 2024
Sources				
Beginning Balance		0.0	3,406.8	9,982.5
Revenues	Department of Transportation	39,064.1	38,328.5	80,707.4
	Sources Total	**39,064.1**	**41,735.3**	**90,689.9**
Uses				
Non-Appropriated Expenditures	Department of Transportation	35,657.3	0.0	0.0
Prior Committed or Obligated Expenditures	Department of Transportation	0.0	31,752.8	90,707.4
	Uses Total	**35,657.3**	**31,752.8**	**90,707.4**
ADOT Coronavirus State and Local Fiscal Recovery Fund Ending Balance		**3,406.8**	**9,982.5**	**(17.5)**

Sources and Uses of All Major State Funds

Fund Number DT3113 Highway User Revenue Fund

A.R.S. § 28-6533

Motor fuel taxes and revenues from gasoline and use taxes, motor carrier taxes, vehicle license tax, motor vehicle registration fees, and other fees are deposited in the Arizona Highway User Revenue Fund (HURF) and are then distributed to the cities, towns, counties, and the State Highway Fund, which is used for construction, maintenance, and law enforcement of state highways.

		FY 2022	FY 2023	FY 2024
Sources				
Beginning Balance		150,947.5	218,916.9	218,608.3
Revenues	Department of Transportation	834,797.6	859,525.0	890,635.1
	Sources Total	**985,745.1**	**1,078,441.9**	**1,109,243.4**
Uses				
Operating Expenditures/Appropriations	Department of Transportation	664.3	906.5	935.2
Administrative Adjustments	Department of Transportation	14.1	0.0	0.0
Non-Appropriated Expenditures	Department of Transportation	766,149.8	0.0	0.0
Prior Committed or Obligated Expenditures	Department of Transportation	0.0	858,927.1	889,740.8
HITF Backout	Department of Transportation	0.0	0.0	(136.1)
AFIS Charges	Department of Transportation	0.0	0.0	4.1
HITF Premium Increase	Department of Transportation	0.0	0.0	182.6
Retirement Adjustment	Department of Transportation	0.0	0.0	0.6
	Uses Total	**766,828.2**	**859,833.6**	**890,727.2**
	Highway User Revenue Fund Ending Balance	**218,916.9**	**218,608.3**	**218,516.2**

Fund Number DT3701 Local Agency Deposits Fund

A.R.S. § 35-142

This fund receives monies from the federal government and local agencies for the payment of local agency sponsored county and secondary road construction projects.

		FY 2022	FY 2023	FY 2024
Sources				
Beginning Balance		11,094.4	37,664.3	31,997.6
Revenues	Department of Transportation	130,083.6	140,491.7	155,343.7
	Sources Total	**141,178.0**	**178,156.0**	**187,341.3**
Uses				
Non-Appropriated Expenditures	Department of Transportation	103,513.7	0.0	0.0
Prior Committed or Obligated Expenditures	Department of Transportation	0.0	146,158.4	172,759.4
HITF Backout	Department of Transportation	0.0	0.0	(68.8)
AFIS Charges	Department of Transportation	0.0	0.0	4.1
HITF Premium Increase	Department of Transportation	0.0	0.0	92.3
	Uses Total	**103,513.7**	**146,158.4**	**172,787.0**
	Local Agency Deposits Fund Ending Balance	**37,664.3**	**31,997.6**	**14,554.3**

Sources and Uses of All Major State Funds

Fund Number DT3737 Highway Properties Fund

A.R.S. § 28-7094(C)

The highway propreties fund fund holds the county property tax portion of rental proceeds from ADOT-owned properties. The tax revenues are forwarded to the appropriate county tax office. In addition, the fund also holds the transaction privilege tax portion of rental proceeds for ADOT's commercial properties.

		FY 2022	FY 2023	FY 2024
Sources				
Beginning Balance		473.1	518.3	0.0
Revenues	Department of Transportation	45.5	(518.3)	0.0
	Sources Total	**518.6**	**0.0**	**0.0**
Uses				
Non-Appropriated Expenditures	Department of Transportation	0.3	0.0	0.0
	Uses Total	**0.3**	**0.0**	**0.0**
	Highway Properties Fund Ending Balance	**518.3**	**0.0**	**0.0**

Note: The fund is a holding account and reimburses the deposits, the reimbursement are recorded as a negative revenue.

Fund Number DT4071 State Fleet Operations Fund

A.R.S. § 28-475

Revenues are received from fees charged to state agencies having vehicles within the state motor vehicle fleet, and are used for the maintenance and operation of the state motor vehicle fleet.

		FY 2022	FY 2023	FY 2024
Sources				
Beginning Balance		0.0	2,073.8	2,073.8
Revenues	Department of Transportation	15,756.5	25,267.1	25,378.7
	Sources Total	**15,756.5**	**27,340.9**	**27,452.5**
Uses				
Operating Expenditures/Appropriations	Department of Transportation	13,682.7	25,267.1	30,454.4
	Uses Total	**13,682.7**	**25,267.1**	**30,454.4**
	State Fleet Operations Fund Ending Balance	**2,073.8**	**2,073.8**	**(3,001.9)**

Note: The fund is projected to be negative in FY 2024 as the appropriation is higher than the anticipated revenue. The agency will expend within the available revenue.

Sources and Uses of All Major State Funds

Fund Number DT4072 State Fleet Vehicle Replacement Fund

A.R.S. § 28-476

Revenues are received from fees charged to state agencies having vehicles within the state motor vehicle fleet, and are used for the acquisition and replacement of vehicles.

		FY 2022	FY 2023	FY 2024
Sources				
Beginning Balance		0.0	8,115.6	4,780.8
Revenues	Department of Transportation	9,714.1	7,381.0	12,257.0
	Sources Total	**9,714.1**	**15,496.6**	**17,037.8**
Uses				
Operating Expenditures/Appropriations	Department of Transportation	1,598.5	10,715.8	15,000.0
	Uses Total	**1,598.5**	**10,715.8**	**15,000.0**
State Fleet Vehicle Replacement Fund Ending Balance		**8,115.6**	**4,780.8**	**2,037.8**

Fund Number DT5004 State Highway Fund Bonds Debt Service Fund

A.R.S. § 28-7504

This fund is used for principal and interest payments on Highway Revenue Bonds. These bonds are issued to fund various projects in the state's five-year construction program. The source of funding for repayment of the Highway Revenue Bonds is the State Highway Fund. The major source of State Highway Fund revenue is passed through from the Highway User Revenue Fund (HURF) which is derived from a variety of fees and charges related to the registration and operation of motor vehicles on the public highways of the state.

		FY 2022	FY 2023	FY 2024
Sources				
Beginning Balance		120.0	195.1	106.8
Revenues	Department of Transportation	139,861.2	137,358.6	138,491.1
	Sources Total	**139,981.2**	**137,553.7**	**138,597.9**
Uses				
Non-Appropriated Expenditures	Department of Transportation	139,786.1	0.0	0.0
Prior Committed or Obligated Expenditures	Department of Transportation	0.0	137,446.9	138,491.2
AFIS Charges	Department of Transportation	0.0	0.0	0.1
	Uses Total	**139,786.1**	**137,446.9**	**138,491.3**
State Highway Fund Bonds Debt Service Fund Ending Balance		**195.1**	**106.8**	**106.6**

Sources and Uses of All Major State Funds

Fund Number DT5008 Regional Area Road Fund Debt Service Fund

A.R.S. § 28-6303

The source of funding is excise tax revenue collected in Maricopa County and dedicated to this program. This fund is used for repayment of principal and interest on Transportation Excise Tax Revenue Bonds. These bonds are issued to fund various projects in the Maricopa County Regional Transportation Plan Freeway Program.

		FY 2022	FY 2023	FY 2024
Sources				
Beginning Balance		1,554.4	1,984.8	2,150.0
Revenues	Department of Transportation	143,686.1	143,553.9	143,483.6
	Sources Total	**145,240.4**	**145,538.7**	**145,633.6**
Uses				
Non-Appropriated Expenditures	Department of Transportation	143,255.6	0.0	0.0
Prior Committed or Obligated Expenditures	Department of Transportation	0.0	143,388.7	143,388.7
HITF Backout	Department of Transportation	0.0	0.0	(11.7)
HITF Premium Increase	Department of Transportation	0.0	0.0	15.7
	Uses Total	**143,255.6**	**143,388.7**	**143,392.7**
Regional Area Road Fund Debt Service Fund Ending Balance		**1,984.8**	**2,150.0**	**2,240.9**

Fund Number DT9901 State Match Advantage for Rural Transportation (SMART) Fund

A.R.S. § 28-339

Monies in the fund consist of legislative appropriations, and are used to provide grants to communities, excluding communities within urbanized areas with a population of more than one million, and the Arizona Department of Transportation for costs associated with applying for and securing federal transportation grants for transportation projects outside of urbanized areas with a population of more than one million. The Department will administer the fund and grant program, with the State Transportation Board approving the final awards.

		FY 2022	FY 2023	FY 2024
Sources				
Beginning Balance		0.0	0.0	35,637.5
Revenues	Department of Transportation	0.0	50,637.5	25,908.8
	Sources Total	**0.0**	**50,637.5**	**61,546.3**
Uses				
Non-Appropriated Expenditures	Department of Transportation	0.0	15,000.0	15,000.0
	Uses Total	**0.0**	**15,000.0**	**15,000.0**
State Match Advantage for Rural Transportation (SMART) Fund Ending Balance		**0.0**	**35,637.5**	**46,546.3**

Sources and Uses of All Major State Funds

Fund Number DX2020 Dental Board Fund

A.R.S. § 32-1212

Revenues are the fees, fines, and other revenue received by the Board. Funds are used to license, investigate, and conduct examinations of dentists, denturists, dental hygienists, and dental assistants.

		FY 2022	FY 2023	FY 2024
Sources				
Beginning Balance		3,802.6	2,935.3	2,297.8
Revenues	Board of Dental Examiners	897.2	1,300.0	1,722.2
	Sources Total	**4,699.8**	**4,235.3**	**4,020.0**
Uses				
Operating Expenditures/Appropriations	Board of Dental Examiners	1,751.7	1,937.5	1,903.3
Administrative Adjustments	Board of Dental Examiners	12.8	0.0	0.0
HITF Backout	Board of Dental Examiners	0.0	0.0	(38.0)
ERE Corrections	Board of Dental Examiners	0.0	0.0	19.8
AFIS Charges	Board of Dental Examiners	0.0	0.0	0.1
HITF Premium Increase	Board of Dental Examiners	0.0	0.0	51.0
Risk Management Adjustment	Board of Dental Examiners	0.0	0.0	(12.7)
Retirement Adjustment	Board of Dental Examiners	0.0	0.0	1.0
	Uses Total	**1,764.5**	**1,937.5**	**1,924.5**
	Dental Board Fund Ending Balance	**2,935.3**	**2,297.8**	**2,095.6**

Fund Number EB2025 Donations Fund

A.R.S. § 35-142

Revenue is received by gifts or private grants and is used at the specifications of the donor.

	FY 2022	FY 2023	FY 2024
Sources			
Beginning Balance	0.6	0.6	0.6
Sources Total	**0.6**	**0.6**	**0.6**
Uses			
Uses Total	**0.0**	**0.0**	**0.0**
Donations Fund Ending Balance	**0.6**	**0.6**	**0.6**

Sources and Uses of All Major State Funds

Fund Number EC2425 Citizens Clean Election Fund

A.R.S. § 16-949

Revenue is derived from an additional surcharge of 10 percent imposed on civil and criminal fines, voluntary contributions, qualifying contributions received by participating candidates, and civil penalties assessed against violators of the Citizens Clean Elections Act. Up to 10 percent of revenues may be used to enforce the Citizens Clean Elections Act and at least 10 percent must be spent on voter education. Revenues also help fund participating candidate campaigns.

		FY 2022	FY 2023	FY 2024
Sources				
Beginning Balance		28,436.4	29,960.3	33,505.1
Revenues	Citizens' Clean Elections Commission	6,054.5	5,812.3	5,579.8
	Sources Total	**34,490.9**	**35,772.6**	**39,084.9**
Uses				
Non-Appropriated Expenditures	Citizens' Clean Elections Commission	4,530.6	2,267.5	2,267.5
Rent Adjustment	Citizens' Clean Elections Commission	0.0	0.0	4.9
HITF Backout	Citizens' Clean Elections Commission	0.0	0.0	(10.6)
ERE Corrections	Citizens' Clean Elections Commission	0.0	0.0	20.5
AFIS Charges	Citizens' Clean Elections Commission	0.0	0.0	0.1
HITF Premium Increase	Citizens' Clean Elections Commission	0.0	0.0	14.2
Risk Management Adjustment	Citizens' Clean Elections Commission	0.0	0.0	(0.6)
Retirement Adjustment	Citizens' Clean Elections Commission	0.0	0.0	1.2
	Uses Total	**4,530.6**	**2,267.5**	**2,297.2**
	Citizens Clean Election Fund Ending Balance	**29,960.3**	**33,505.1**	**36,787.7**

Fund Number ED1009 Special Education Fund

A.R.S. § 15-1182

Revenue from legislative appropriations are used to support the costs of educating vouchered special education pupils at the ASDB, ASH, and DES operated developmentally disabled programs.

		FY 2022	FY 2023	FY 2024
Sources				
Beginning Balance		11,427.4	10,967.9	8,683.9
Revenues	Department of Education	36,029.2	36,029.2	36,029.2
	Sources Total	**47,456.6**	**46,997.1**	**44,713.1**
Uses				
Non-Appropriated Expenditures	Department of Education	36,488.7	38,313.2	38,313.2
HITF Backout	Department of Education	0.0	0.0	(7.2)
HITF Premium Increase	Department of Education	0.0	0.0	9.7
Retirement Adjustment	Department of Education	0.0	0.0	0.3
	Uses Total	**36,488.7**	**38,313.2**	**38,316.0**
	Special Education Fund Ending Balance	**10,967.9**	**8,683.9**	**6,397.2**

Sources and Uses of All Major State Funds

Fund Number ED1114 School Accountability Fund - 6/10th Sales Tax

A.R.S. § 42-5029.02

The fund receives $7.0 million from the 0.6% Proposition 301 sales tax initially approved by voters in the November 2000 General Election and legislatively extended by Laws 2018, Chapter 74, used to support the Student Accountability Information System, the Arizona Learns program, and master teachers assisting failing schools.

			FY 2022	FY 2023	FY 2024
Sources					
Beginning Balance			7,951.1	11,467.7	5,760.7
Revenues	Department of Education		7,000.0	7,000.0	7,000.0
		Sources Total	**14,951.1**	**18,467.7**	**12,760.7**
Uses					
Operating Expenditures/Appropriations	Department of Education		0.0	7,000.0	7,000.0
Non-Appropriated Expenditures	Department of Education		3,483.4	5,707.0	5,707.0
Retirement Adjustment	Department of Education		0.0	0.0	1.6
		Uses Total	**3,483.4**	**12,707.0**	**12,708.6**
School Accountability Fund - 6/10th Sales Tax Ending Balance			**11,467.7**	**5,760.7**	**52.1**

Fund Number ED1115 Additional School Days Fund - 6/10th Sales Tax

A.R.S. § 42-5029.02

The fund receives $86,280,500 million from the 0.6% Proposition 301 sales tax initially approved by voters in the November 2000 General Election and legislatively extended by Laws 2018, Chapter 74. Funds are used to offset the cost of five additional school days authorized in the same election.

			FY 2022	FY 2023	FY 2024
Sources					
Beginning Balance			0.0	0.0	0.0
Revenues	Department of Education		135,423.8	150,380.5	150,380.5
		Sources Total	**135,423.8**	**150,380.5**	**150,380.5**
Uses					
Non-Appropriated Expenditures	Department of Education		135,423.8	150,380.5	150,380.5
		Uses Total	**135,423.8**	**150,380.5**	**150,380.5**
Additional School Days Fund - 6/10th Sales Tax Ending Balance			**0.0**	**0.0**	**0.0**

Sources and Uses of All Major State Funds

Fund Number ED1116 School Safety - 6/10th Sales Tax

A.R.S. § 42-5029.02

The fund receives $7.8 million from the 0.6% Proposition 301 sales tax initially approved by voters in the November 2000 General Election and legislatively extended by Laws 2018, Chapter 74. Funds are used for school safety programs.

		FY 2022	FY 2023	FY 2024
Sources				
Beginning Balance		17,806.1	15,602.4	13,402.4
Revenues	Department of Education	7,800.0	7,800.0	7,800.0
	Sources Total	**25,606.1**	**23,402.4**	**21,202.4**
Uses				
Non-Appropriated Expenditures	Department of Education	10,003.7	10,000.0	10,000.0
	Uses Total	**10,003.7**	**10,000.0**	**10,000.0**
	School Safety - 6/10th Sales Tax Ending Balance	**15,602.4**	**13,402.4**	**11,202.4**

Fund Number ED1117 Character Education - 6/10th Sales Tax

A.R.S. § 42-5029.02

The fund receives $200,000 from the 0.6% Proposition 301 sales tax initially approved by voters in the November 2000 General Election and legislatively extended by Laws 2018, Chapter 74. Funds are used for matching grants to public schools that provide character education programs.

		FY 2022	FY 2023	FY 2024
Sources				
Beginning Balance		243.9	236.8	201.1
Revenues	Department of Education	200.0	200.0	200.0
	Sources Total	**443.9**	**436.8**	**401.1**
Uses				
Non-Appropriated Expenditures	Department of Education	207.1	235.7	235.7
	Uses Total	**207.1**	**235.7**	**235.7**
	Character Education - 6/10th Sales Tax Ending Balance	**236.8**	**201.1**	**165.4**

Sources and Uses of All Major State Funds

Fund Number ED2000 — Federal Grants Fund

A.R.S. § 35-142

Revenues from federal grants are used to support federally mandated programs such as IDEA, Adult Education, Cash for Commodities, Child Care Food, Immigrant Education, Homeless Children and Youth Grants, Improving Teacher Quality, Migrant Education, Johnson-Omalley, School Lunch, Reading First, Title I for low-income children, Title II, Title III, Title V, Title VI, Title VII, Troops to Teachers, and Vocational Education.

		FY 2022	FY 2023	FY 2024
Sources				
Beginning Balance		11,489.8	5,607.9	2,944.9
Revenues	Department of Education	2,436,840.1	2,451,000.0	2,451,000.0
	Sources Total	**2,448,329.9**	**2,456,607.9**	**2,453,944.9**
Uses				
Non-Appropriated Expenditures	Department of Education	2,442,722.0	2,453,663.0	2,453,663.0
HITF Backout	Department of Education	0.0	0.0	(462.7)
AFIS Charges	Department of Education	0.0	0.0	4.7
HITF Premium Increase	Department of Education	0.0	0.0	620.7
Risk Management Adjustment	Department of Education	0.0	0.0	5.2
Retirement Adjustment	Department of Education	0.0	0.0	29.8
	Uses Total	**2,442,722.0**	**2,453,663.0**	**2,453,860.7**
	Federal Grants Fund Ending Balance	**5,607.9**	**2,944.9**	**84.2**

Fund Number ED2025 — Donations Fund

A.R.S. § 35-142

Revenue received from grants and donations from non-governmental agencies such as foundations and private donors are used to pay for conferences, programs, or other activities that are sponsored by donor organizations.

		FY 2022	FY 2023	FY 2024
Sources				
Beginning Balance		6.9	9.1	30.8
Revenues	Department of Education	86.6	50.0	50.0
	Sources Total	**93.5**	**59.1**	**80.8**
Uses				
Non-Appropriated Expenditures	Department of Education	84.4	28.3	28.3
	Uses Total	**84.4**	**28.3**	**28.3**
	Donations Fund Ending Balance	**9.1**	**30.8**	**52.5**

Sources and Uses of All Major State Funds

Fund Number ED2136 Arizona Youth Farm Loan Fund

A.R.S. § 15-1172

Revenues consist of interest earnings from the investment of trust funds held by the federal government as a trustee for the Arizona Rural Rehabilitation Corporation and are used to provide loans to young persons, under age 25, who are interested in attending organized agricultural programs with the intent to farm.

		FY 2022	FY 2023	FY 2024
Sources				
Beginning Balance		172.0	172.8	173.8
Revenues	Department of Education	0.8	1.0	1.0
	Sources Total	**172.8**	**173.8**	**174.8**
Uses				
	Uses Total	**0.0**	**0.0**	**0.0**
	Arizona Youth Farm Loan Fund Ending Balance	**172.8**	**173.8**	**174.8**

Fund Number ED2145 Broadband Expansion Fund

A.R.S. § 15-249.07

Revenues consist of legislative appropriations and are used to provide state matching monies for certified broadband connectivity construction projects for qualified applicants.

		FY 2022	FY 2023	FY 2024
Sources				
Beginning Balance		1,902.5	1,228.6	625.3
	Sources Total	**1,902.5**	**1,228.6**	**625.3**
Uses				
Non-Appropriated Expenditures	Department of Education	673.9	603.3	603.3
	Uses Total	**673.9**	**603.3**	**603.3**
	Broadband Expansion Fund Ending Balance	**1,228.6**	**625.3**	**22.0**

Fund Number ED2151 Results-Based Funding Fund

A.R.S. § 15-249.08

Revenues consist of legislative appropriations and are used to provide awards under the Results Based Funding Program for district and charter schools that achieve academic excellence.

		FY 2022	FY 2023	FY 2024
Sources				
Beginning Balance		0.0	3,259.6	3,259.6
Revenues	Department of Education	68,600.0	68,600.0	0.0
	Sources Total	**68,600.0**	**71,859.6**	**3,259.6**
Uses				
Non-Appropriated Expenditures	Department of Education	65,340.4	68,600.0	0.0
	Uses Total	**65,340.4**	**68,600.0**	**0.0**
	Results-Based Funding Fund Ending Balance	**3,259.6**	**3,259.6**	**3,259.6**

Sources and Uses of All Major State Funds

Fund Number ED2196 Invest in Postsecondary Success Program Fund

ARS § 15-249.18

Revenues are consisted of legislative appropriations and are used to contract with a third party vendor that can administer a college match savings accounts for program participants and provide program participants with financial capability training and workforce readiness training.

		FY 2022	FY 2023	FY 2024
Sources				
Beginning Balance		0.0	0.0	0.0
Revenues	Department of Education	0.0	1,000.0	1,000.0
	Sources Total	**0.0**	**1,000.0**	**1,000.0**
Uses				
Non-Appropriated Expenditures	Department of Education	0.0	1,000.0	1,000.0
	Uses Total	**0.0**	**1,000.0**	**1,000.0**
Invest in Postsecondary Success Program Fund Ending Balance		**0.0**	**0.0**	**0.0**

Fund Number ED2366 Golden Rule Special Plate Fund

A.R.S. § 15-243

Revenues from the annual sales of Golden Rule license plate are used to promote the golden rule in schools via an incorporated non-profit entity.

		FY 2022	FY 2023	FY 2024
Sources				
Beginning Balance		0.0	0.0	1.6
Revenues	Department of Education	228.4	230.0	230.0
	Sources Total	**228.4**	**230.0**	**231.6**
Uses				
Non-Appropriated Expenditures	Department of Education	228.4	228.4	228.4
	Uses Total	**228.4**	**228.4**	**228.4**
Golden Rule Special Plate Fund Ending Balance		**0.0**	**1.6**	**3.2**

Sources and Uses of All Major State Funds

Fund Number ED2399 Teacher Certification Fund

A.R.S. § 15-248.02

Revenues consist of fees collected by the Arizona Department of Education from teachers and other school personnel who apply for professional certification. Funds are used for operation of the department's Teacher Certification program.

		FY 2022	FY 2023	FY 2024
Sources				
Beginning Balance		882.0	1,685.2	1,120.9
Revenues	Department of Education	2,014.6	1,963.6	1,934.5
	Sources Total	**2,896.6**	**3,648.8**	**3,055.4**
Uses				
Operating Expenditures/Appropriations	Department of Education	1,211.4	2,527.9	2,619.5
HITF Backout	Department of Education	0.0	0.0	(64.7)
ERE Corrections	Department of Education	0.0	0.0	7.8
AFIS Charges	Department of Education	0.0	0.0	0.1
HITF Premium Increase	Department of Education	0.0	0.0	86.8
Risk Management Adjustment	Department of Education	0.0	0.0	0.3
Retirement Adjustment	Department of Education	0.0	0.0	1.2
	Uses Total	**1,211.4**	**2,527.9**	**2,651.0**
	Teacher Certification Fund Ending Balance	**1,685.2**	**1,120.9**	**404.4**

Fund Number ED2420 Assistance for Education Fund

A.R.S. § 15-973.01

Revenues from collections from voluntary donations on state income tax refunds and are used for solutions teams assigned to schools who have developed a school improvement plan as a result of receiving a "D/F" report card grade.

		FY 2022	FY 2023	FY 2024
Sources				
Beginning Balance		0.0	0.0	0.9
Revenues	Department of Education	47.1	48.0	50.0
	Sources Total	**47.1**	**48.0**	**50.9**
Uses				
Non-Appropriated Expenditures	Department of Education	47.1	47.1	47.1
	Uses Total	**47.1**	**47.1**	**47.1**
	Assistance for Education Fund Ending Balance	**0.0**	**0.9**	**3.8**

Sources and Uses of All Major State Funds

Fund Number ED2470 Failing Schools Tutoring Fund - 6/10th Sales Tax

A.R.S. § 15-241

The fund receives $1.5 million from the 0.6% Proposition 301 sales tax initially approved by voters in the November 2000 General Election and legislatively extended by Laws 2018, Chapter 74. Funds are used to provide tutoring for students who have not yet passed portions required statewide assessments or who attend "failing" schools.

			FY 2022	FY 2023	FY 2024
Sources					
Beginning Balance			3,573.7	4,242.9	4,628.4
Revenues	Department of Education		1,500.0	1,500.0	1,500.0
		Sources Total	**5,073.7**	**5,742.9**	**6,128.4**
Uses					
Non-Appropriated Expenditures	Department of Education		830.8	1,114.5	1,114.5
HITF Backout	Department of Education		0.0	0.0	(0.7)
HITF Premium Increase	Department of Education		0.0	0.0	0.9
Retirement Adjustment	Department of Education		0.0	0.0	0.2
		Uses Total	**830.8**	**1,114.5**	**1,114.9**
Failing Schools Tutoring Fund - 6/10th Sales Tax Ending Balance			**4,242.9**	**4,628.4**	**5,013.4**

Fund Number ED2471 Classroom Site Fund - 6/10th Sales Tax

A.R.S. § 15-977

Revenues consist of remaining monies allocated from the 0.6% Proposition 301 sales tax initially approved by voters in the November 2000 General Election and legislatively extended by Laws 2018, Chapter 74. Funds are used to provide additional funding for teacher compensation increases based on performance (40%); teacher base salary increases (20%); and class size reduction, intervention programs, teacher development, dropout prevention, and teacher liability insurance premiums (40%).

			FY 2022	FY 2023	FY 2024
Sources					
Beginning Balance			258,009.2	156,525.2	100,000.0
Revenues	Department of Education		861,024.4	946,524.8	946,524.8
		Sources Total	**1,119,033.6**	**1,103,050.0**	**1,046,524.8**
Uses					
Non-Appropriated Expenditures	Department of Education		962,508.4	1,003,050.0	1,003,050.0
		Uses Total	**962,508.4**	**1,003,050.0**	**1,003,050.0**
Classroom Site Fund - 6/10th Sales Tax Ending Balance			**156,525.2**	**100,000.0**	**43,474.8**

Sources and Uses of All Major State Funds

Fund Number ED2483 Extraordinary Special Education Needs Fund

A.R.S. § 15-774

Revenues consist of legislative appropriations, gifts, grants, and donations and are used for grants distributed to district and charters schools for extraordinary costs associated with providing pupil services.

		FY 2022	FY 2023	FY 2024
Sources				
Beginning Balance		0.0	3,400.8	1,700.4
Revenues	Department of Education	5,000.0	0.0	0.0
	Sources Total	**5,000.0**	**3,400.8**	**1,700.4**
Uses				
Non-Appropriated Expenditures	Department of Education	1,599.2	1,700.4	1,700.4
	Uses Total	**1,599.2**	**1,700.4**	**1,700.4**
Extraordinary Special Education Needs Fund Ending Balance		**3,400.8**	**1,700.4**	**0.0**

Fund Number ED2492 Instructional Improvement Fund

A.R.S. § 15-979

Fund receives 56% of total shared revenue from Indian gaming as authorized by Proposition 202 approved by voters in the November 2002 General Election. Funds are distributed based upon student population to school districts and charter schools and may be expended for teacher compensation increases and class size reductions (50%), dropout prevention and instructional improvement programs (50%).

		FY 2022	FY 2023	FY 2024
Sources				
Beginning Balance		2.9	20,746.1	14,746.1
Revenues	Department of Education	63,236.0	54,425.7	54,425.7
	Sources Total	**63,238.9**	**75,171.8**	**69,171.8**
Uses				
Non-Appropriated Expenditures	Department of Education	42,492.8	60,425.7	60,425.7
	Uses Total	**42,492.8**	**60,425.7**	**60,425.7**
Instructional Improvement Fund Ending Balance		**20,746.1**	**14,746.1**	**8,746.1**

Sources and Uses of All Major State Funds

Fund Number ED2500 IGA and ISA Fund

A.R.S. § 35-142

Revenues are received from and are used for the requirements of any inter-agency or inter-governmental agreements of the agency.

		FY 2022	FY 2023	FY 2024
Sources				
Beginning Balance		608.1	5,085.5	5,626.4
Revenues	Department of Education	7,301.7	2,705.0	2,705.0
	Sources Total	**7,909.8**	**7,790.5**	**8,331.4**
Uses				
Non-Appropriated Expenditures	Department of Education	2,824.3	2,164.1	2,164.1
HITF Backout	Department of Education	0.0	0.0	(3.5)
HITF Premium Increase	Department of Education	0.0	0.0	4.7
Retirement Adjustment	Department of Education	0.0	0.0	0.3
	Uses Total	**2,824.3**	**2,164.1**	**2,165.6**
	IGA and ISA Fund Ending Balance	**5,085.5**	**5,626.4**	**6,165.8**

Fund Number ED2522 Character Education Special Plate Fund

A.R.S. § 15-719

Fund receives $17 for each Character Education license plate and is used for character education programs in schools.

		FY 2022	FY 2023	FY 2024
Sources				
Beginning Balance		0.0	0.6	0.6
Revenues	Department of Education	22.3	22.9	22.9
	Sources Total	**22.3**	**22.9**	**23.5**
Uses				
Non-Appropriated Expenditures	Department of Education	22.3	22.3	22.3
	Uses Total	**22.3**	**22.3**	**22.3**
	Character Education Special Plate Fund Ending Balance	**0.0**	**0.6**	**1.2**

Sources and Uses of All Major State Funds

Fund Number ED2535 Arizona Structured English Immersion Fund

A.R.S. § 15-756.04

Revenue from legislative appropriations are used to provide English language instruction to English Language Learners.

			FY 2022	FY 2023	FY 2024
Sources					
Beginning Balance			2,316.3	1,832.8	1,348.1
Revenues	Department of Education		4,961.6	4,960.4	4,960.4
		Sources Total	**7,277.9**	**6,793.2**	**6,308.5**
Uses					
Non-Appropriated Expenditures	Department of Education		5,445.1	5,445.1	5,445.1
		Uses Total	**5,445.1**	**5,445.1**	**5,445.1**
	Arizona Structured English Immersion Fund Ending Balance		**1,832.8**	**1,348.1**	**863.4**

Fund Number ED2566 Automation Projects Fund

A.R.S. § 41-714

The fund is used to implement, upgrade, and maintain automation and information technology projects for any State agency. Monies in the fund are continuosly appropriated.

			FY 2022	FY 2023	FY 2024
Sources					
Beginning Balance			30.2	111.7	568.1
Revenues	Department of Education		1,949.3	3,000.0	2,000.0
		Sources Total	**1,979.5**	**3,111.7**	**2,568.1**
Uses					
Non-Appropriated Expenditures	Department of Education		1,867.8	2,543.6	2,543.6
Retirement Adjustment	Department of Education		0.0	0.0	0.7
		Uses Total	**1,867.8**	**2,543.6**	**2,544.3**
	Automation Projects Fund Ending Balance		**111.7**	**568.1**	**23.8**

Sources and Uses of All Major State Funds

Fund Number ED2570 Empowerment Scholarship Account Fund

A.R.S. § 15-2402

Revenues consist of General Fund appropriations previously used for administration of Empowerment Scholarship Accounts.

		FY 2022	FY 2023	FY 2024
Sources				
Beginning Balance		8,758.4	8,537.2	8,179.3
	Sources Total	**8,758.4**	**8,537.2**	**8,179.3**
Uses				
Operating Expenditures/Appropriations	Department of Education	221.2	357.9	365.8
HITF Backout	Department of Education	0.0	0.0	(40.6)
ERE Corrections	Department of Education	0.0	0.0	0.7
AFIS Charges	Department of Education	0.0	0.0	0.2
HITF Premium Increase	Department of Education	0.0	0.0	54.5
Risk Management Adjustment	Department of Education	0.0	0.0	0.2
	Uses Total	**221.2**	**357.9**	**380.8**
Empowerment Scholarship Account Fund Ending Balance		**8,537.2**	**8,179.3**	**7,798.6**

Fund Number ED2580 Professional Development Revolving Fund

A.R.S. § 15-237.01

The department of education professional development revolving fund is established as a separate account on the books of the department for use for expenses incurred for producing and delivering professional development courses and content.

		FY 2022	FY 2023	FY 2024
Sources				
Beginning Balance		47.8	0.0	0.0
	Sources Total	**47.8**	**0.0**	**0.0**
Uses				
Non-Appropriated Expenditures	Department of Education	47.8	0.0	0.0
	Uses Total	**47.8**	**0.0**	**0.0**
Professional Development Revolving Fund Ending Balance		**0.0**	**0.0**	**0.0**

Sources and Uses of All Major State Funds

Fund Number ED2595 Tribal College Dual Enrollment Program Fund

A.R.S. § 15-244.01

Consists of 15% of unclaimed lottery prize money up to $325,000 per fiscal year, other monies appropriated by the legislature, and gifts, grants, devises, and other contributions that are used to compensate tribal colleges for tuition and fees that are waived to allow high school students to attend classes at tribal college campuses, including classes that are provided electronically.

		FY 2022	FY 2023	FY 2024
Sources				
Beginning Balance		469.1	672.8	672.8
Revenues	Department of Education	328.2	325.0	325.0
	Sources Total	**797.3**	**997.8**	**997.8**
Uses				
Operating Expenditures/Appropriations	Department of Education	124.5	325.0	325.0
	Uses Total	**124.5**	**325.0**	**325.0**
Tribal College Dual Enrollment Program Fund Ending Balance		**672.8**	**672.8**	**672.8**

Fund Number ED2612 American Civics Education Fund

Laws 2018, Chapter 289

Revenues consist of legislative appropriations and other monies transferred to the fund. Funds are used for the American Civics Education Pilot Program.

		FY 2022	FY 2023	FY 2024
Sources				
Beginning Balance		482.4	276.4	138.2
	Sources Total	**482.4**	**276.4**	**138.2**
Uses				
Non-Appropriated Expenditures	Department of Education	206.0	138.2	138.2
	Uses Total	**206.0**	**138.2**	**138.2**
American Civics Education Fund Ending Balance		**276.4**	**138.2**	**0.0**

Fund Number ED2635 Computer Science Professional Development Program Fund

A.R.S. §15-249.12

Revenues consist of legislative appropriations, grants, gifts, devises and donations from any public or private source to be used for grants for high school computer science instruction.

		FY 2022	FY 2023	FY 2024
Sources				
Beginning Balance		2,998.3	3,732.6	4,376.6
Revenues	Department of Education	1,016.8	1,000.0	1,000.0
	Sources Total	**4,015.1**	**4,732.6**	**5,376.6**
Uses				
Non-Appropriated Expenditures	Department of Education	282.5	356.0	356.0
	Uses Total	**282.5**	**356.0**	**356.0**
Computer Science Professional Development Program Fund Ending Balance		**3,732.6**	**4,376.6**	**5,020.6**

Sources and Uses of All Major State Funds

Fund Number ED2641 College Credit by Examination Fund

A.R.S. § 15-249.06

Revenues consist of legislative appropriations for the College Credit by Examination Incentive Program that are not distributed by the end of the fiscal year in which they are appropriated for. Funds are used for grants for qualifying schools to develop and operate classes that offer qualifying examinations for the program.

			FY 2022	FY 2023	FY 2024
Sources					
Beginning Balance			29.7	1,241.7	1,266.0
Revenues	Department of Education		1,212.0	50.0	50.0
		Sources Total	**1,241.7**	**1,291.7**	**1,316.0**
Uses					
Non-Appropriated Expenditures	Department of Education		0.0	25.7	25.7
		Uses Total	**0.0**	**25.7**	**25.7**
		College Credit by Examination Fund Ending Balance	**1,241.7**	**1,266.0**	**1,290.3**

Fund Number ED2651 AZ Agricultural Youth Special Plate Fund

A.R.S. § 15-791

Revenues from the annual sales of Agricultural Youth Organization license plates are used to support career and technical education organizations that promote agricultural education programs at middle schools, junior high schools and high schools.

			FY 2022	FY 2023	FY 2024
Sources					
Beginning Balance			0.0	0.0	2.3
Revenues	Department of Education		170.2	172.5	172.5
		Sources Total	**170.2**	**172.5**	**174.8**
Uses					
Non-Appropriated Expenditures	Department of Education		170.2	170.2	170.2
		Uses Total	**170.2**	**170.2**	**170.2**
		AZ Agricultural Youth Special Plate Fund Ending Balance	**0.0**	**2.3**	**4.6**

Fund Number ED2685 Arizona Industry Credentials Incentive Fund

A.R.S. § 15-249.15

Revenues from consist of legislative appropriations and are used to provide incentive awards to institutions based on the completion of qualifying in-demand certifications by students.

			FY 2022	FY 2023	FY 2024
Sources					
Beginning Balance			3,964.6	6,634.4	3,600.0
Revenues	Department of Education		5,000.0	0.0	0.0
		Sources Total	**8,964.6**	**6,634.4**	**3,600.0**
Uses					
Non-Appropriated Expenditures	Department of Education		2,330.2	3,034.4	3,034.4
		Uses Total	**2,330.2**	**3,034.4**	**3,034.4**
		Arizona Industry Credentials Incentive Fund Ending Balance	**6,634.4**	**3,600.0**	**565.6**

Sources and Uses of All Major State Funds

Fund Number ED2980 Governor's Emergency Education Relief Fund

A.R.S. § 35-142

Revenues are received from intergovernmental agreements with Governor's Office for distribution of federal funding. Monies are to be utilized for qualifying projects.

			FY 2022	FY 2023	FY 2024
Sources					
Beginning Balance			17,900.4	0.0	0.0
Revenues	Department of Education		(8,568.9)	8,100.0	8,100.0
		Sources Total	**9,331.5**	**8,100.0**	**8,100.0**
Uses					
Non-Appropriated Expenditures	Department of Education		9,331.5	8,100.0	8,100.0
		Uses Total	**9,331.5**	**8,100.0**	**8,100.0**
Governor's Emergency Education Relief Fund Ending Balance			**0.0**	**0.0**	**0.0**

Fund Number ED3138 Permanent State School Fund Earnings Fund

A.R.S. § 37-521

Revenues consist of rental income and interest earnings derived from the lease or sale of state trust lands. Funds are used to offset the General Fund obligation for state aid to K-12 schools, and debt service for qualified zone academy bonds issued by the School Facilities Board for the deficiencies corrections program.

			FY 2022	FY 2023	FY 2024
Sources					
Beginning Balance			7,963.5	7,963.5	7,963.5
Revenues	Department of Education		309,482.5	328,895.6	344,991.1
		Sources Total	**317,446.0**	**336,859.1**	**352,954.6**
Uses					
Operating Expenditures/Appropriations	Department of Education		309,482.5	328,895.6	344,991.1
		Uses Total	**309,482.5**	**328,895.6**	**344,991.1**
Permanent State School Fund Earnings Fund Ending Balance			**7,963.5**	**7,963.5**	**7,963.5**

Sources and Uses of All Major State Funds

Fund Number ED4209 DOE Internal Services Fund

A.R.S. § 35-142 (E)

This fund primarily houses the federal cost allocation monies collected by the Arizona Department of Education and is used to support the indirect administrative costs associated with federal programs.

		FY 2022	FY 2023	FY 2024
Sources				
Beginning Balance		2,047.3	1,843.0	954.9
Revenues	Department of Education	3,219.8	5,726.6	5,726.6
	Sources Total	**5,267.1**	**7,569.6**	**6,681.5**
Uses				
Non-Appropriated Expenditures	Department of Education	3,424.1	6,614.7	6,614.7
HITF Backout	Department of Education	0.0	0.0	(14.0)
ERE Corrections	Department of Education	0.0	0.0	0.2
AFIS Charges	Department of Education	0.0	0.0	0.3
HITF Premium Increase	Department of Education	0.0	0.0	18.8
Risk Management Adjustment	Department of Education	0.0	0.0	0.1
Retirement Adjustment	Department of Education	0.0	0.0	1.9
	Uses Total	**3,424.1**	**6,614.7**	**6,622.0**
	DOE Internal Services Fund Ending Balance	**1,843.0**	**954.9**	**59.5**

Fund Number ED4210 Education Commodity Fund

A.R.S. § 35-142 (C)

Fund contains fees received from school districts for their participation in the federal commodities program, and are used to support the administration of the program. Pursuant to federal guidelines, any current year "excess funds" shall be used on an annual basis to reduce the fees that school districts are charged or that the funds shall be returned to them.

		FY 2022	FY 2023	FY 2024
Sources				
Beginning Balance		785.7	933.3	472.3
Revenues	Department of Education	406.0	423.2	423.2
	Sources Total	**1,191.7**	**1,356.5**	**895.5**
Uses				
Non-Appropriated Expenditures	Department of Education	258.4	884.2	884.2
HITF Backout	Department of Education	0.0	0.0	(3.6)
AFIS Charges	Department of Education	0.0	0.0	0.1
HITF Premium Increase	Department of Education	0.0	0.0	4.8
Risk Management Adjustment	Department of Education	0.0	0.0	0.1
Retirement Adjustment	Department of Education	0.0	0.0	0.3
	Uses Total	**258.4**	**884.2**	**885.9**
	Education Commodity Fund Ending Balance	**933.3**	**472.3**	**9.5**

Sources and Uses of All Major State Funds

Fund Number ED4211 — Education Production Fund

A.R.S. §15-237

Print shop charges are used to support the costs of the education print shop that prints, copies, and distributes pamphlets, forms, instructions, and other documents.

		FY 2022	FY 2023	FY 2024
Sources				
Beginning Balance		944.5	685.7	317.1
Revenues	Department of Education	537.9	700.0	780.0
	Sources Total	**1,482.4**	**1,385.7**	**1,097.1**
Uses				
Non-Appropriated Expenditures	Department of Education	796.7	1,068.6	1,068.6
HITF Backout	Department of Education	0.0	0.0	(8.8)
ERE Corrections	Department of Education	0.0	0.0	1.3
AFIS Charges	Department of Education	0.0	0.0	0.2
HITF Premium Increase	Department of Education	0.0	0.0	11.8
Risk Management Adjustment	Department of Education	0.0	0.0	0.1
Retirement Adjustment	Department of Education	0.0	0.0	0.4
	Uses Total	**796.7**	**1,068.6**	**1,073.6**
	Education Production Fund Ending Balance	**685.7**	**317.1**	**23.5**

Fund Number ED9000 — Indirect Cost Recovery Fund

A.R.S. § 35-142

Revenue is received from a portion of federal grants that is used to pay administrative expenses associated with the grants.

		FY 2022	FY 2023	FY 2024
Sources				
Beginning Balance		3,630.2	5,686.6	3,899.4
Revenues	Department of Education	12,330.0	8,450.0	8,450.0
	Sources Total	**15,960.2**	**14,136.6**	**12,349.4**
Uses				
Non-Appropriated Expenditures	Department of Education	10,273.6	10,237.2	10,237.2
HITF Backout	Department of Education	0.0	0.0	(130.9)
ERE Corrections	Department of Education	0.0	0.0	3.9
AFIS Charges	Department of Education	0.0	0.0	0.2
HITF Premium Increase	Department of Education	0.0	0.0	175.6
Risk Management Adjustment	Department of Education	0.0	0.0	1.6
Retirement Adjustment	Department of Education	0.0	0.0	7.2
	Uses Total	**10,273.6**	**10,237.2**	**10,294.8**
	Indirect Cost Recovery Fund Ending Balance	**5,686.6**	**3,899.4**	**2,054.6**

Sources and Uses of All Major State Funds

Fund Number EO2000 — Federal Grants Fund

A.R.S. § 35-142

This fund is made up of federal grants related to water supply management, employment and population statistical analysis, Workforce Innovation and Opportunity Act (WIOA) monies, and other programs. Funds are used to carry out carry out the prescribed grant activities.

		FY 2022	FY 2023	FY 2024
Sources				
Beginning Balance		310.0	580.6	590.5
Revenues	Office of Economic Opportunity	2,585.7	7,118.6	7,118.6
	Sources Total	**2,895.7**	**7,699.2**	**7,709.1**
Uses				
Non-Appropriated Expenditures	Office of Economic Opportunity	2,315.1	7,108.7	7,108.7
HITF Backout	Office of Economic Opportunity	0.0	0.0	(27.0)
AFIS Charges	Office of Economic Opportunity	0.0	0.0	0.1
HITF Premium Increase	Office of Economic Opportunity	0.0	0.0	36.2
Retirement Adjustment	Office of Economic Opportunity	0.0	0.0	2.4
	Uses Total	**2,315.1**	**7,108.7**	**7,120.4**
	Federal Grants Fund Ending Balance	**580.6**	**590.5**	**588.7**

Fund Number EO2500 — IGA and ISA Fund

A.R.S. § 35-142

Revenues are received from and are used for the requirements of any inter-agency or inter-governmental agreements of the agency.

		FY 2022	FY 2023	FY 2024
Sources				
Beginning Balance		151.7	257.8	257.8
Revenues	Office of Economic Opportunity	178.3	70.0	70.0
	Sources Total	**330.0**	**327.8**	**327.8**
Uses				
Non-Appropriated Expenditures	Office of Economic Opportunity	72.2	70.0	70.0
HITF Backout	Office of Economic Opportunity	0.0	0.0	(1.1)
HITF Premium Increase	Office of Economic Opportunity	0.0	0.0	1.5
Retirement Adjustment	Office of Economic Opportunity	0.0	0.0	0.1
	Uses Total	**72.2**	**70.0**	**70.5**
	IGA and ISA Fund Ending Balance	**257.8**	**257.8**	**257.3**

Sources and Uses of All Major State Funds

Fund Number EO3777 Economic Development Fund

A.R.S. § 41-5302

Revenues consist of unencumbered monies retained by the Arizona Finance Authority at the end of the fiscal year that are in excess of the Authority's operating expenses and used to fund projects as determined by the OEO Director.

		FY 2022	FY 2023	FY 2024
Sources				
Beginning Balance		14,654.2	14,030.2	9,156.0
Revenues	Office of Economic Opportunity	2,800.9	3,297.8	2,300.0
	Sources Total	**17,455.1**	**17,328.0**	**11,456.0**
Uses				
Non-Appropriated Expenditures	Office of Economic Opportunity	3,424.9	8,172.0	8,172.0
	Uses Total	**3,424.9**	**8,172.0**	**8,172.0**
	Economic Development Fund Ending Balance	**14,030.2**	**9,156.0**	**3,284.0**

Fund Number EO3888 Office of Economic Opportunity Operations Fund

A.R.S. §41-5302

Revenues to the fund consist of various Corporation Commission fees. Funds support the operation of the Office of Economic Opportunity.

		FY 2022	FY 2023	FY 2024
Sources				
Beginning Balance		1,586.9	2,436.1	3,205.4
Revenues	Office of Economic Opportunity	2,842.0	2,064.0	2,064.0
	Sources Total	**4,428.9**	**4,500.1**	**5,269.4**
Uses				
Non-Appropriated Expenditures	Office of Economic Opportunity	1,992.9	1,294.7	1,294.7
HITF Backout	Office of Economic Opportunity	0.0	0.0	(4.0)
HITF Premium Increase	Office of Economic Opportunity	0.0	0.0	5.4
Fleet Charges	Office of Economic Opportunity	0.0	0.0	2.4
Retirement Adjustment	Office of Economic Opportunity	0.0	0.0	0.3
	Uses Total	**1,992.9**	**1,294.7**	**1,298.8**
	Office of Economic Opportunity Operations Fund Ending Balance	**2,436.1**	**3,205.4**	**3,970.6**

Sources and Uses of All Major State Funds

Fund Number EV2000 Federal Grants Fund

A.R.S. § 35-142

Revenues are received from federal grants and used as specified in the grants.

		FY 2022	FY 2023	FY 2024
Sources				
Beginning Balance		(361.5)	205.1	205.1
Revenues	Department of Environmental Quality	16,442.2	19,382.3	19,382.3
	Sources Total	**16,080.7**	**19,587.4**	**19,587.4**
Uses				
Non-Appropriated Expenditures	Department of Environmental Quality	15,875.6	19,382.3	19,382.3
HITF Backout	Department of Environmental Quality	0.0	0.0	(176.3)
AFIS Charges	Department of Environmental Quality	0.0	0.0	0.4
HITF Premium Increase	Department of Environmental Quality	0.0	0.0	236.5
Retirement Adjustment	Department of Environmental Quality	0.0	0.0	7.5
	Uses Total	**15,875.6**	**19,382.3**	**19,450.4**
	Federal Grants Fund Ending Balance	**205.1**	**205.1**	**137.0**

Note: Negative beginning and ending balances are the result of the timing of when federal reimbursement was received.

Fund Number EV2082 DEQ Emissions Inspection Fund

A.R.S. § 49-544

Revenues are received from Legislative appropriations, receipts from issuance of certificates to owners of fleet emissions stations, and reimbursements from contractors and used for supporting the operations, testing, and administration of the vehicle emission testing program.

		FY 2022	FY 2023	FY 2024
Sources				
Beginning Balance		7,601.1	9,787.4	8,306.4
Revenues	Department of Environmental Quality	28,187.8	29,003.4	29,003.4
	Sources Total	**35,788.9**	**38,790.8**	**37,309.8**
Uses				
Operating Expenditures/Appropriations	Department of Environmental Quality	25,606.8	30,484.4	30,484.4
Administrative Adjustments	Department of Environmental Quality	394.7	0.0	0.0
HITF Backout	Department of Environmental Quality	0.0	0.0	(32.2)
ERE Corrections	Department of Environmental Quality	0.0	0.0	2.5
HITF Premium Increase	Department of Environmental Quality	0.0	0.0	43.2
Retirement Adjustment	Department of Environmental Quality	0.0	0.0	1.7
	Uses Total	**26,001.5**	**30,484.4**	**30,499.6**
	DEQ Emissions Inspection Fund Ending Balance	**9,787.4**	**8,306.4**	**6,810.2**

Sources and Uses of All Major State Funds

Fund Number EV2178 Hazardous Waste Management Fund

A.R.S. § 49-927

Revenues are received from fees collected from regulated facilities for permit issuance, waste generation, and disposal and used for supporting the processing and issuance of permits for treatment, storage and disposal facilities, and the monitoring of hazardous waste generators and handlers.

		FY 2022	FY 2023	FY 2024
Sources				
Beginning Balance		756.2	893.2	278.6
Revenues	Department of Environmental Quality	1,932.2	1,332.0	1,307.0
	Sources Total	**2,688.4**	**2,225.2**	**1,585.6**
Uses				
Operating Expenditures/Appropriations	Department of Environmental Quality	1,725.2	1,946.6	1,946.6
Administrative Adjustments	Department of Environmental Quality	70.0	0.0	0.0
HITF Backout	Department of Environmental Quality	0.0	0.0	(32.4)
ERE Corrections	Department of Environmental Quality	0.0	0.0	1.5
HITF Premium Increase	Department of Environmental Quality	0.0	0.0	43.5
Retirement Adjustment	Department of Environmental Quality	0.0	0.0	1.1
	Uses Total	**1,795.2**	**1,946.6**	**1,960.3**
	Hazardous Waste Management Fund Ending Balance	**893.2**	**278.6**	**(374.7)**

Note: Available cash is expected to be less than the appropriated spending authority in FY 2024. The Department will be able to expend only the amounts of cash available each year. To correct the structural imbalance of the fund, the agency intends to revise the fee schedule pursuant to Laws 2022, 2nd Regular Session, Chapter 87 (HB2126).

Fund Number EV2221 Water Quality Assurance Revolving Fund

A.R.S. § 49-282

Revenues are received from a set of annual transfers from corporate income tax as well as miscellaneous fees and penalties, and used for state matching monies or to meet such other obligations as are prescribed by state and federal laws, risk assessments, pollution investigations, and feasibility studies.

		FY 2022	FY 2023	FY 2024
Sources				
Beginning Balance		5,149.8	8,223.3	6,626.3
Revenues	Department of Environmental Quality	20,967.4	16,976.4	16,976.4
	Sources Total	**26,117.2**	**25,199.7**	**23,602.7**
Uses				
Non-Appropriated Expenditures	Department of Environmental Quality	17,893.9	18,573.4	18,573.4
HITF Backout	Department of Environmental Quality	0.0	0.0	(54.8)
HITF Premium Increase	Department of Environmental Quality	0.0	0.0	73.5
Retirement Adjustment	Department of Environmental Quality	0.0	0.0	3.9
	Uses Total	**17,893.9**	**18,573.4**	**18,596.0**
	Water Quality Assurance Revolving Fund Ending Balance	**8,223.3**	**6,626.3**	**5,006.7**

Sources and Uses of All Major State Funds

Fund Number EV2226 Air Quality Fund

A.R.S. § 49-551

Revenues are received from fees collected from vehicle owners when registering a vehicle in the state, and used for air quality research experiments and supports other air quality initiatives aimed at bringing areas of the state into accord with federal clean air standards.

		FY 2022	FY 2023	FY 2024
Sources				
Beginning Balance		4,766.7	9,931.4	11,778.4
Revenues	Department of Environmental Quality	9,733.2	7,677.9	6,876.4
	Sources Total	**14,499.9**	**17,609.3**	**18,654.8**
Uses				
Operating Expenditures/Appropriations	Department of Environmental Quality	4,547.3	5,830.9	5,830.9
Administrative Adjustments	Department of Environmental Quality	21.2	0.0	0.0
ERE Corrections	Department of Environmental Quality	0.0	0.0	4.5
Retirement Adjustment	Department of Environmental Quality	0.0	0.0	3.2
	Uses Total	**4,568.5**	**5,830.9**	**5,838.6**
	Air Quality Fund Ending Balance	**9,931.4**	**11,778.4**	**12,816.2**

Fund Number EV2271 Underground Storage Tank Revolving Fund

A.R.S. § 49-1015

Revenues are received from a portion of excise tax on regulated petroleum products, and used for supporting Department of Environmental Quality-initiated corrective action on leaking tanks, executing required tank regulations, fund administration, loans, and reimbursements to tank owners for taking corrective and remediation actions.

		FY 2022	FY 2023	FY 2024
Sources				
Beginning Balance		31,165.7	31,392.9	14,252.8
Revenues	Department of Environmental Quality	38,595.9	33,525.2	33,525.2
	Sources Total	**69,761.6**	**64,918.1**	**47,778.0**
Uses				
Non-Appropriated Expenditures	Department of Environmental Quality	38,368.7	50,665.3	47,744.7
HITF Backout	Department of Environmental Quality	0.0	0.0	(80.6)
HITF Premium Increase	Department of Environmental Quality	0.0	0.0	108.1
Retirement Adjustment	Department of Environmental Quality	0.0	0.0	5.8
	Uses Total	**38,368.7**	**50,665.3**	**47,778.0**
	Underground Storage Tank Revolving Fund Ending Balance	**31,392.9**	**14,252.8**	**0.0**

Sources and Uses of All Major State Funds

Fund Number EV2289 Recycling Fund

A.R.S. § 49-837

Revenues are received from landfill disposal fees and used for providing grants to public and private enterprises for recycling activities in the areas of support research, demonstration projects, market development, public education, and information.

		FY 2022	FY 2023	FY 2024
Sources				
Beginning Balance		935.0	2,044.5	2,127.9
Revenues	Department of Environmental Quality	2,600.1	2,605.8	2,605.8
	Sources Total	**3,535.1**	**4,650.3**	**4,733.7**
Uses				
Operating Expenditures/Appropriations	Department of Environmental Quality	1,490.6	2,522.4	1,522.4
HITF Backout	Department of Environmental Quality	0.0	0.0	(28.7)
ERE Corrections	Department of Environmental Quality	0.0	0.0	1.3
HITF Premium Increase	Department of Environmental Quality	0.0	0.0	38.5
Retirement Adjustment	Department of Environmental Quality	0.0	0.0	0.9
	Uses Total	**1,490.6**	**2,522.4**	**1,534.4**
	Recycling Fund Ending Balance	**2,044.5**	**2,127.9**	**3,199.3**

Fund Number EV2308 Monitoring Assistance Fund

A.R.S. § 49-360

Revenues are received from fees received from public water systems for the collection, transportation, and analysis of water samples from public water systems serving up to ten thousand persons, and used for assisting public water systems in complying with monitoring requirements under the Federal Safe Drinking Water Act.

		FY 2022	FY 2023	FY 2024
Sources				
Beginning Balance		509.2	446.0	560.2
Revenues	Department of Environmental Quality	679.9	950.4	950.4
	Sources Total	**1,189.1**	**1,396.4**	**1,510.6**
Uses				
Non-Appropriated Expenditures	Department of Environmental Quality	743.1	836.2	836.2
HITF Backout	Department of Environmental Quality	0.0	0.0	(1.5)
HITF Premium Increase	Department of Environmental Quality	0.0	0.0	2.0
Retirement Adjustment	Department of Environmental Quality	0.0	0.0	0.1
	Uses Total	**743.1**	**836.2**	**836.8**
	Monitoring Assistance Fund Ending Balance	**446.0**	**560.2**	**673.8**

Sources and Uses of All Major State Funds

Fund Number EV2328 Permit Administration Fund

A.R.S. § 49-455

Revenues are received from legislative appropriations, interest on fund balances, and air permit fees and used for supporting the implementation of air quality provisions related to inspection, permitting, and compliance of stationary regulated air emitting sources.

		FY 2022	FY 2023	FY 2024
Sources				
Beginning Balance		2,787.4	3,994.1	2,120.0
Revenues	Department of Environmental Quality	5,653.2	5,411.5	5,411.5
	Sources Total	**8,440.6**	**9,405.6**	**7,531.5**
Uses				
Operating Expenditures/Appropriations	Department of Environmental Quality	4,382.9	7,285.6	7,285.6
Administrative Adjustments	Department of Environmental Quality	63.6	0.0	0.0
HITF Backout	Department of Environmental Quality	0.0	0.0	(120.7)
ERE Corrections	Department of Environmental Quality	0.0	0.0	4.7
HITF Premium Increase	Department of Environmental Quality	0.0	0.0	161.9
Retirement Adjustment	Department of Environmental Quality	0.0	0.0	3.1
	Uses Total	**4,446.5**	**7,285.6**	**7,334.6**
	Permit Administration Fund Ending Balance	**3,994.1**	**2,120.0**	**196.9**

Fund Number EV2365 Voluntary Vehicle Repair & Retrofit Program Fund

A.R.S. § 49-558.02

Revenues are received from Legislative appropriations and a portion of fees collected from non-compliance to the Clean Air Act, and used for providing repair and retrofit matching grants to qualifying motorists whose vehicles fail emissions inspections.

		FY 2022	FY 2023	FY 2024
Sources				
Beginning Balance		2,668.1	1,710.8	216.8
Revenues	Department of Environmental Quality	1,368.1	1,368.1	1,368.1
	Sources Total	**4,036.2**	**3,078.9**	**1,584.9**
Uses				
Operating Expenditures/Appropriations	Department of Environmental Quality	532.1	0.0	0.0
Non-Appropriated Expenditures	Department of Environmental Quality	1,793.3	2,862.1	1,584.4
ERE Corrections	Department of Environmental Quality	0.0	0.0	0.5
	Uses Total	**2,325.4**	**2,862.1**	**1,584.9**
	Voluntary Vehicle Repair & Retrofit Program Fund Ending Balance	**1,710.8**	**216.8**	**0.0**

Sources and Uses of All Major State Funds

Fund Number EV2449 Employee Recognition Fund

A.R.S. § 28-1304

Revenues are received from gifts and donations from public and private entities and used for conducting employee recognition programs.

		FY 2022	FY 2023	FY 2024
Sources				
Beginning Balance		1.4	1.2	1.2
Revenues	Department of Environmental Quality	1.1	1.0	1.0
	Sources Total	**2.5**	**2.2**	**2.2**
Uses				
Non-Appropriated Expenditures	Department of Environmental Quality	1.3	1.0	1.0
	Uses Total	**1.3**	**1.0**	**1.0**
	Employee Recognition Fund Ending Balance	**1.2**	**1.2**	**1.2**

Fund Number EV2500 IGA and ISA Fund

A.R.S. § 35-142

Revenues are received from and used for the requirements of any inter-agency or inter-governmental agreements of the agency

		FY 2022	FY 2023	FY 2024
Sources				
Beginning Balance		621.0	678.6	678.6
Revenues	Department of Environmental Quality	6,433.2	2,282.2	2,282.2
	Sources Total	**7,054.2**	**2,960.8**	**2,960.8**
Uses				
Non-Appropriated Expenditures	Department of Environmental Quality	6,375.6	2,282.2	2,282.2
HITF Backout	Department of Environmental Quality	0.0	0.0	(34.8)
HITF Premium Increase	Department of Environmental Quality	0.0	0.0	46.7
Retirement Adjustment	Department of Environmental Quality	0.0	0.0	0.3
	Uses Total	**6,375.6**	**2,282.2**	**2,294.4**
	IGA and ISA Fund Ending Balance	**678.6**	**678.6**	**666.4**

Sources and Uses of All Major State Funds

Fund Number EV2563 Institutional & Engineering Control Fund

A.R.S. § 49-159

Revenues are received from the costs of restoring engineering controls (measures that are designed to minimize the potential for human exposure to contamination) that are recovered, monies paid into the fund, grants, and Legislative appropriations, and used for covering the costs of implementation of certain soil remediation standards; repair and restoration of Engineering Controls.

		FY 2022	FY 2023	FY 2024
Sources				
Beginning Balance		87.8	86.1	75.0
Revenues	Department of Environmental Quality	26.3	26.3	26.3
	Sources Total	**114.1**	**112.4**	**101.3**
Uses				
Non-Appropriated Expenditures	Department of Environmental Quality	28.0	37.4	37.4
HITF Backout	Department of Environmental Quality	0.0	0.0	(0.4)
HITF Premium Increase	Department of Environmental Quality	0.0	0.0	0.5
Retirement Adjustment	Department of Environmental Quality	0.0	0.0	0.1
	Uses Total	**28.0**	**37.4**	**37.6**
	Institutional & Engineering Control Fund Ending Balance	**86.1**	**75.0**	**63.7**

Fund Number EV2564 Voluntary Remediation Fund

A.R.S. § 49-187

Revenues are received from fees collected as reimbursement of costs to the Department for activities allowed; gifts, grants, and Legislative appropriations and used for the implementation of the Voluntary Remediation Program.

		FY 2022	FY 2023	FY 2024
Sources				
Beginning Balance		527.0	362.3	355.4
Revenues	Department of Environmental Quality	441.9	608.5	608.5
	Sources Total	**968.9**	**970.8**	**963.9**
Uses				
Non-Appropriated Expenditures	Department of Environmental Quality	606.6	615.4	615.4
HITF Backout	Department of Environmental Quality	0.0	0.0	(2.1)
HITF Premium Increase	Department of Environmental Quality	0.0	0.0	2.8
Retirement Adjustment	Department of Environmental Quality	0.0	0.0	0.4
	Uses Total	**606.6**	**615.4**	**616.5**
	Voluntary Remediation Fund Ending Balance	**362.3**	**355.4**	**347.4**

Sources and Uses of All Major State Funds

Fund Number EV2985 DEQ Coronavirus State and Local Fiscal Recovery Fund

A.R.S. § 35-142

Revenue is received from the American Rescue Plan Act (ARPA) and is used for expenses related to the mitigation and recovery from the Coronavirus Disease 2019 (COVID-19) public health emergency.

		FY 2022	FY 2023	FY 2024
Sources				
Beginning Balance		0.0	0.0	0.0
Revenues	Department of Environmental Quality	1,667.0	0.0	0.0
	Sources Total	**1,667.0**	**0.0**	**0.0**
Uses				
Non-Appropriated Expenditures	Department of Environmental Quality	1,667.0	0.0	0.0
	Uses Total	**1,667.0**	**0.0**	**0.0**
DEQ Coronavirus State and Local Fiscal Recovery Fund Ending Balance		**0.0**	**0.0**	**0.0**

Fund Number EV3006 Specific Site Judgment Fund

A.R.S. § 49-104

Revenues are received from various legal judgments and court settlement agreements, and used for implementing the directives established in these legal judgments and court settlement agreements.

		FY 2022	FY 2023	FY 2024
Sources				
Beginning Balance		513.9	513.9	513.7
	Sources Total	**513.9**	**513.9**	**513.7**
Uses				
Non-Appropriated Expenditures	Department of Environmental Quality	0.0	0.2	0.2
	Uses Total	**0.0**	**0.2**	**0.2**
Specific Site Judgment Fund Ending Balance		**513.9**	**513.7**	**513.5**

Fund Number EV3031 Emergency Response Fund

A.R.S. § 49-132

Revenues are received from fees assessed by the Department of Environmental Quality related to hazardous waste management and used for staffing local emergency planning committees and equipping local fire departments, fire districts, and public safety agencies for the development of hazardous materials emergency response teams.

		FY 2022	FY 2023	FY 2024
Sources				
Beginning Balance		922.0	936.1	556.1
Revenues	Department of Environmental Quality	141.3	148.3	148.3
	Sources Total	**1,063.3**	**1,084.4**	**704.4**
Uses				
Operating Expenditures/Appropriations	Department of Environmental Quality	127.2	528.3	132.8
	Uses Total	**127.2**	**528.3**	**132.8**
Emergency Response Fund Ending Balance		**936.1**	**556.1**	**571.6**

Sources and Uses of All Major State Funds

Fund Number EV3110 Solid Waste Fee Fund

A.R.S. § 49-881

Revenues are received from Legislative appropriations, donations, gifts, grants, waste tire administrative monies, solid waste landfill registration fees, solid waste fees, special waste management plan fees, special waste management fees, private consultants expedited plan review fees, and self-certification filing fees, and used for programs that ensure compliance with solid waste management activities and protect public health and the environment.

		FY 2022	FY 2023	FY 2024
Sources				
Beginning Balance		2,075.6	1,433.5	46.8
Revenues	Department of Environmental Quality	1,128.2	1,287.9	1,287.9
	Sources Total	**3,203.8**	**2,721.4**	**1,334.7**
Uses				
Operating Expenditures/Appropriations	Department of Environmental Quality	1,715.6	2,674.6	2,589.6
Administrative Adjustments	Department of Environmental Quality	54.7	0.0	0.0
HITF Backout	Department of Environmental Quality	0.0	0.0	(24.1)
ERE Corrections	Department of Environmental Quality	0.0	0.0	1.1
AFIS Charges	Department of Environmental Quality	0.0	0.0	0.1
HITF Premium Increase	Department of Environmental Quality	0.0	0.0	32.3
Retirement Adjustment	Department of Environmental Quality	0.0	0.0	1.4
	Uses Total	**1,770.3**	**2,674.6**	**2,600.4**
	Solid Waste Fee Fund Ending Balance	**1,433.5**	**46.8**	**(1,265.7)**

Note: Available cash is expected to be less than the appropriated spending authority in FY 2024. The Department will be able to expend only the amounts of cash available each year. To correct the structural imbalance of the fund, the agency intends to revise the fee schedule.

Sources and Uses of All Major State Funds

Fund Number EV4100 Water Quality Fee Fund

A.R.S. § 49-210

Revenues are received from fees for technical reviews, inspections, permit issuance, including annual aquifer protection permits, and dry well registration fees, and used for supporting statutory activities that are designed to ensure that surface and groundwater meet state and federal water quality standards.

		FY 2022	FY 2023	FY 2024
Sources				
Beginning Balance		3,096.2	2,708.0	(2,372.3)
Revenues	Department of Environmental Quality	7,774.1	13,267.9	7,264.9
	Sources Total	**10,870.3**	**15,975.9**	**4,892.6**
Uses				
Operating Expenditures/Appropriations	Department of Environmental Quality	8,162.3	18,348.2	18,348.2
HITF Backout	Department of Environmental Quality	0.0	0.0	(31.8)
ERE Corrections	Department of Environmental Quality	0.0	0.0	6.9
HITF Premium Increase	Department of Environmental Quality	0.0	0.0	42.7
Retirement Adjustment	Department of Environmental Quality	0.0	0.0	7.8
	Uses Total	**8,162.3**	**18,348.2**	**18,373.8**
	Water Quality Fee Fund Ending Balance	**2,708.0**	**(2,372.3)**	**(13,481.2)**

Note: Available cash is expected to be less than the appropriated spending authority in FY 2024. The Department will be able to expend only the amounts of cash available each year. To correct the structural imbalance of the fund, the agency intends to revise the fee schedule pursuant to Laws 2022, 2nd Regular Session, Chapter 204 (HB2406).

Fund Number EV4150 Safe Drinking Water Program Fund

A.R.S. § 49-360 & 42-5304

Revenues are received from the first $1.8 million of public water system tax revenues and used for the operation of the Safe Drinking Water Program.

		FY 2022	FY 2023	FY 2024
Sources				
Beginning Balance		930.9	655.8	457.3
Revenues	Department of Environmental Quality	1,805.2	1,800.0	1,800.0
	Sources Total	**2,736.1**	**2,455.8**	**2,257.3**
Uses				
Operating Expenditures/Appropriations	Department of Environmental Quality	2,063.4	1,998.5	1,998.5
Administrative Adjustments	Department of Environmental Quality	16.9	0.0	0.0
HITF Backout	Department of Environmental Quality	0.0	0.0	(31.8)
ERE Corrections	Department of Environmental Quality	0.0	0.0	1.9
AFIS Charges	Department of Environmental Quality	0.0	0.0	0.1
HITF Premium Increase	Department of Environmental Quality	0.0	0.0	42.7
Retirement Adjustment	Department of Environmental Quality	0.0	0.0	1.0
	Uses Total	**2,080.3**	**1,998.5**	**2,012.4**
	Safe Drinking Water Program Fund Ending Balance	**655.8**	**457.3**	**244.9**

Sources and Uses of All Major State Funds

Fund Number EV9000 Indirect Cost Recovery Fund

A.R.S. § 35-142

Revenues are received from a portion of federal grants and used for paying administrative expenses associated with the grants.

		FY 2022	FY 2023	FY 2024
Sources				
Beginning Balance		4,348.3	4,942.9	4,702.7
Revenues	Department of Environmental Quality	14,650.4	18,388.8	18,388.8
	Sources Total	**18,998.7**	**23,331.7**	**23,091.5**
Uses				
Operating Expenditures/Appropriations	Department of Environmental Quality	13,982.3	18,629.0	18,629.0
Administrative Adjustments	Department of Environmental Quality	73.5	0.0	0.0
Rent Adjustment	Department of Environmental Quality	0.0	0.0	21.1
HITF Backout	Department of Environmental Quality	0.0	0.0	(320.1)
ERE Corrections	Department of Environmental Quality	0.0	0.0	16.8
AFIS Charges	Department of Environmental Quality	0.0	0.0	0.5
HITF Premium Increase	Department of Environmental Quality	0.0	0.0	429.4
Fleet Charges	Department of Environmental Quality	0.0	0.0	396.8
Risk Management Adjustment	Department of Environmental Quality	0.0	0.0	(1.0)
Retirement Adjustment	Department of Environmental Quality	0.0	0.0	13.1
	Uses Total	**14,055.8**	**18,629.0**	**19,185.6**
	Indirect Cost Recovery Fund Ending Balance	**4,942.9**	**4,702.7**	**3,905.9**

Fund Number FA2225 Small Water Systems Fund

A.R.S § 49-355

Revenues consist of legislative appropriations. Monies are used for grants to interim operators, interim managers or owners of small drinking water systems, to promote the health and safety for small drinking water system users.

		FY 2022	FY 2023	FY 2024
Sources				
Beginning Balance		380.6	197.2	104.6
Revenues	Water Infrastructure Finance Authority	1.3	0.0	0.0
	Sources Total	**381.9**	**197.2**	**104.6**
Uses				
Non-Appropriated Expenditures	Water Infrastructure Finance Authority	184.7	92.6	92.6
	Uses Total	**184.7**	**92.6**	**92.6**
	Small Water Systems Fund Ending Balance	**197.2**	**104.6**	**12.0**

Sources and Uses of All Major State Funds

Fund Number FA2230 Small & Disadv Drinking Water Assistance Fund

A.R.S. § 35-142

Revenues consist of grants from the federal Environmental Protection Agency (EPA) and are used to provide assistance to small and disadvantaged communities with drinking water systems.

		FY 2022	FY 2023	FY 2024
Sources				
Beginning Balance		0.0	0.0	0.0
Revenues	Water Infrastructure Finance Authority	0.0	638.3	638.3
	Sources Total	**0.0**	**638.3**	**638.3**
Uses				
Non-Appropriated Expenditures	Water Infrastructure Finance Authority	0.0	638.3	638.3
	Uses Total	**0.0**	**638.3**	**638.3**
Small & Disadv Drinking Water Assistance Fund Ending Balance		**0.0**	**0.0**	**0.0**

Fund Number FA2311 Greater AZ Development Authority Revolving Fund

A.R.S. § 41-2254

Monies in the fund consist of a one-time legislative appropriation of $20 million, interest accrued and reimbursement. Administered by the Water Infrastructure Finance Authority (WIFA), the fund helps local communities to develop and finance public infrastructure projects. The fund also provides technical assistance to communities and is used to secure bond issues to lower project financing costs.

		FY 2022	FY 2023	FY 2024
Sources				
Beginning Balance		12,835.4	12,854.6	12,873.8
Revenues	Office of Economic Opportunity	44.0	44.0	44.0
	Sources Total	**12,879.4**	**12,898.6**	**12,917.8**
Uses				
Non-Appropriated Expenditures	Office of Economic Opportunity	24.8	24.8	24.8
	Uses Total	**24.8**	**24.8**	**24.8**
Greater AZ Development Authority Revolving Fund Ending Balance		**12,854.6**	**12,873.8**	**12,893.0**

Sources and Uses of All Major State Funds

Fund Number FA2336 Water Supply Development Revolving Fund

A.R.S. § 49-1271

Revenues consist of legislative appropriations, issuance of bonds, federal monies, loan repayments, and donations. Monies are used on for issuing loans, grants, or providing financial assistance to water providers including purchasing or refinancing debt obligations of water providers or conducting water supply studies

		FY 2022	FY 2023	FY 2024
Sources				
Beginning Balance		40,000.0	40,185.5	141,145.2
Revenues	Water Infrastructure Finance Authority	185.5	151,217.1	650.0
	Sources Total	**40,185.5**	**191,402.6**	**141,795.2**
Uses				
Non-Appropriated Expenditures	Water Infrastructure Finance Authority	0.0	50,257.4	50,257.4
Retirement Adjustment	Water Infrastructure Finance Authority	0.0	0.0	0.3
	Uses Total	**0.0**	**50,257.4**	**50,257.7**
Water Supply Development Revolving Fund Ending Balance		**40,185.5**	**141,145.2**	**91,537.5**

Fund Number FA4309 Clean Water Fee Program Income Fund

A.R.S. § 49-1221

Revenues consist of monies from clean water (CW) loan fees paid by borrowers. Monies are used to pay for CW loans and administrative costs for the CW program.

		FY 2022	FY 2023	FY 2024
Sources				
Beginning Balance		4,482.8	3,425.1	2,375.4
Revenues	Water Infrastructure Finance Authority	17.5	17.5	17.5
	Sources Total	**4,500.3**	**3,442.6**	**2,392.9**
Uses				
Non-Appropriated Expenditures	Water Infrastructure Finance Authority	1,075.2	1,067.2	1,067.2
	Uses Total	**1,075.2**	**1,067.2**	**1,067.2**
Clean Water Fee Program Income Fund Ending Balance		**3,425.1**	**2,375.4**	**1,325.7**

Sources and Uses of All Major State Funds

Fund Number FA4310 Clean Water Federal Loan Fund

A.R.S. § 49-1221

Revenues consist of grants from the federal Environmental Protection Agency (EPA) for the Clean Water (CW) Program. Revenues are used to pay for CW loans, forgivable principal and administrative costs for the CW program.

		FY 2022	FY 2023	FY 2024
Sources				
Beginning Balance		(12.6)	0.0	0.0
Revenues	Water Infrastructure Finance Authority	2,241.2	9,555.2	9,555.2
	Sources Total	**2,228.6**	**9,555.2**	**9,555.2**
Uses				
Non-Appropriated Expenditures	Water Infrastructure Finance Authority	2,228.6	9,555.2	9,552.6
HITF Backout	Water Infrastructure Finance Authority	0.0	0.0	(6.1)
HITF Premium Increase	Water Infrastructure Finance Authority	0.0	0.0	8.2
Retirement Adjustment	Water Infrastructure Finance Authority	0.0	0.0	0.5
	Uses Total	**2,228.6**	**9,555.2**	**9,555.2**
	Clean Water Federal Loan Fund Ending Balance	**0.0**	**0.0**	**0.0**

Fund Number FA4312 Clean Water Annual Debt Services Principal Fund

A.R.S. § 49-1221

Revenues are from qualified pledge loan borrower's principal payments, which are used for bond debt service clean water (CW) payments.

		FY 2022	FY 2023	FY 2024
Sources				
Beginning Balance		60,159.1	67,053.9	68,670.3
Revenues	Water Infrastructure Finance Authority	38,686.1	23,580.7	23,580.7
	Sources Total	**98,845.2**	**90,634.6**	**92,251.0**
Uses				
Non-Appropriated Expenditures	Water Infrastructure Finance Authority	31,791.3	21,964.3	21,964.3
	Uses Total	**31,791.3**	**21,964.3**	**21,964.3**
	Clean Water Annual Debt Services Principal Fund Ending Balance	**67,053.9**	**68,670.3**	**70,286.7**

Sources and Uses of All Major State Funds

Fund Number FA4313 Clean Water Annual Debt Service Interest Fund

A.R.S. § 49-1221

Revenues are from qualified pledge loan borrower's principal payments, which are used for bond debt service clean water (CW) payments.

		FY 2022	FY 2023	FY 2024
Sources				
Beginning Balance		18,041.5	20,235.7	21,040.9
Revenues	Water Infrastructure Finance Authority	5,251.5	2,989.8	2,989.8
	Sources Total	**23,293.0**	**23,225.5**	**24,030.7**
Uses				
Non-Appropriated Expenditures	Water Infrastructure Finance Authority	3,057.3	2,184.6	2,184.6
	Uses Total	**3,057.3**	**2,184.6**	**2,184.6**
Clean Water Annual Debt Service Interest Fund Ending Balance		**20,235.7**	**21,040.9**	**21,846.1**

Fund Number FA4315 Clean Water Debt Service Reserve - Clean Water Fund

A.R.S § 49-1221

Revenues are from clean water (CW) loan borrower's reserve payments, which is used to pay for a borrower's loan, should they default.

		FY 2022	FY 2023	FY 2024
Sources				
Beginning Balance		3,738.3	3,757.9	3,779.7
Revenues	Water Infrastructure Finance Authority	19.6	21.8	21.8
	Sources Total	**3,757.9**	**3,779.7**	**3,801.5**
Uses				
	Uses Total	**0.0**	**0.0**	**0.0**
Clean Water Debt Service Reserve - Clean Water Fund Ending Balance		**3,757.9**	**3,779.7**	**3,801.5**

Fund Number FA4317 Clean Water Fees Non Program Income Fund

A.R.S § 49-1221

Revenues loan admin are from qualified not pledged (QNP) and not qualified (NQ) borrower's loan admin fee payments, which are used to pay for clean water (CW) loans, forgivable principal, state match, technical assistance for small borrowers and administrative costs for the CW program.

		FY 2022	FY 2023	FY 2024
Sources				
Beginning Balance		5,515.8	7,517.1	10,982.1
Revenues	Water Infrastructure Finance Authority	2,091.9	3,528.5	3,528.5
	Sources Total	**7,607.7**	**11,045.6**	**14,510.6**
Uses				
Non-Appropriated Expenditures	Water Infrastructure Finance Authority	90.6	63.5	63.5
	Uses Total	**90.6**	**63.5**	**63.5**
Clean Water Fees Non Program Income Fund Ending Balance		**7,517.1**	**10,982.1**	**14,447.1**

Sources and Uses of All Major State Funds

Fund Number FA4319 — Financial Assistance - Clean Water Fund

A.R.S § 49-1221

Revenues are from qualified not pledged (QNP) and not qualified (NQ) borrower's principal and interest payments, which are used for to pay for clean water (CW) loans, forgivable principal, state match, technical assistance for small borrowers and administrative costs for the CW program.

		FY 2022	FY 2023	FY 2024
Sources				
Beginning Balance		14,473.4	12,174.8	11,032.1
Revenues	Water Infrastructure Finance Authority	3,616.7	4,767.7	4,767.7
	Sources Total	**18,090.1**	**16,942.5**	**15,799.8**
Uses				
Non-Appropriated Expenditures	Water Infrastructure Finance Authority	5,915.3	5,910.4	5,910.4
	Uses Total	**5,915.3**	**5,910.4**	**5,910.4**
Financial Assistance - Clean Water Fund Ending Balance		**12,174.8**	**11,032.1**	**9,889.4**

Fund Number FA4320 — Drinking Water Debt Service Reserve Fund

A.R.S. § 49-1241

Revenues are from the drinking water (DW) loan borrower's reserve payments, which is used to pay for a borrower's loan, should they default.

		FY 2022	FY 2023	FY 2024
Sources				
Beginning Balance		2,511.4	2,286.3	2,383.5
Revenues	Water Infrastructure Finance Authority	(225.1)	97.2	86.1
	Sources Total	**2,286.3**	**2,383.5**	**2,469.6**
Uses				
	Uses Total	**0.0**	**0.0**	**0.0**
Drinking Water Debt Service Reserve Fund Ending Balance		**2,286.3**	**2,383.5**	**2,469.6**

Fund Number FA4321 — Drinking Water Capital Grant Transfer Fund

A.R.S. § 49-1241

This fund is a clearing account for non-sufficient fund (NSF) item received by the State Treasurer's Office.

		FY 2022	FY 2023	FY 2024
Sources				
Beginning Balance		644.1	12.4	0.0
Revenues	Water Infrastructure Finance Authority	(631.7)	(12.4)	0.0
	Sources Total	**12.4**	**0.0**	**0.0**
Uses				
	Uses Total	**0.0**	**0.0**	**0.0**
Drinking Water Capital Grant Transfer Fund Ending Balance		**12.4**	**0.0**	**0.0**

Sources and Uses of All Major State Funds

Fund Number FA4322 Drinking Water Fees Non Program Fund

A.R.S. § 49-1241

Revenues are from qualified not pledged (QNP) and not qualified (NQ) borrower's loan admin fee payments, which are used to pay for drinking water (DW) loans, forgivable principal, state match, technical assistance for small borrowers and administrative costs for the DW program.

		FY 2022	FY 2023	FY 2024
Sources				
Beginning Balance		8,751.3	13,925.2	20,185.4
Revenues	Water Infrastructure Finance Authority	5,689.4	6,913.1	6,913.1
	Sources Total	**14,440.7**	**20,838.3**	**27,098.5**
Uses				
Non-Appropriated Expenditures	Water Infrastructure Finance Authority	515.5	652.9	652.9
HITF Backout	Water Infrastructure Finance Authority	0.0	0.0	(6.6)
HITF Premium Increase	Water Infrastructure Finance Authority	0.0	0.0	8.9
Retirement Adjustment	Water Infrastructure Finance Authority	0.0	0.0	1.4
	Uses Total	**515.5**	**652.9**	**656.6**
	Drinking Water Fees Non Program Fund Ending Balance	**13,925.2**	**20,185.4**	**26,441.9**

Fund Number FA4324 Drinking Water Financial Assistance Fund

A.R.S. § 49-1241

Revenues are from qualified not pledged (QNP) and not qualified (NQ) borrower's loan admin fee payments, which are used to pay for drinking water (DW) loans, forgivable principal, state match, technical assistance for small borrowers and administrative costs for the DW program.

		FY 2022	FY 2023	FY 2024
Sources				
Beginning Balance		64,647.0	3,107.7	3,524.4
Revenues	Water Infrastructure Finance Authority	13,378.7	32,316.7	32,316.7
	Sources Total	**78,025.7**	**35,424.4**	**35,841.1**
Uses				
Non-Appropriated Expenditures	Water Infrastructure Finance Authority	74,918.0	31,900.0	31,900.0
	Uses Total	**74,918.0**	**31,900.0**	**31,900.0**
	Drinking Water Financial Assistance Fund Ending Balance	**3,107.7**	**3,524.4**	**3,941.1**

Sources and Uses of All Major State Funds

Fund Number FA4332 Drinking Water Annual Debt Service Principal Fund

A.R.S. § 49-1241

Revenues are from qualified pledge loan borrower's principal payments, which are used for bond debt service drinking water (DW) payments.

		FY 2022	FY 2023	FY 2024
Sources				
Beginning Balance		31,523.0	70,005.1	70,504.6
Revenues	Water Infrastructure Finance Authority	49,795.8	22,785.3	22,785.3
	Sources Total	**81,318.8**	**92,790.4**	**93,289.9**
Uses				
Non-Appropriated Expenditures	Water Infrastructure Finance Authority	11,313.7	22,285.8	22,285.8
	Uses Total	**11,313.7**	**22,285.8**	**22,285.8**
Drinking Water Annual Debt Service Principal Fund Ending Balance		**70,005.1**	**70,504.6**	**71,004.1**

Fund Number FA4333 Drinking Water Annual Debt Service Interest Fund

A.R.S. 49-1241

Revenues are from qualified pledge loan borrower's principal payments, which are used for bond debt service drinking water (DW) payments.

		FY 2022	FY 2023	FY 2024
Sources				
Beginning Balance		9,312.8	4,748.7	614.5
Revenues	Water Infrastructure Finance Authority	3,716.8	3,265.5	6,785.3
	Sources Total	**13,029.6**	**8,014.2**	**7,399.8**
Uses				
Non-Appropriated Expenditures	Water Infrastructure Finance Authority	8,280.9	7,399.7	7,399.7
	Uses Total	**8,280.9**	**7,399.7**	**7,399.7**
Drinking Water Annual Debt Service Interest Fund Ending Balance		**4,748.7**	**614.5**	**0.1**

Sources and Uses of All Major State Funds

Fund Number FA4335 Drinking Water Federal Loan Fund

A.R.S. § 49-1241

Revenues consist of grants from the federal Environmental Protection Agency (EPA) for the Drinking Water (DW) Program. Revenues are used to pay for DW loans, forgivable principal and administrative costs for the DW program.

		FY 2022	FY 2023	FY 2024
Sources				
Beginning Balance		0.0	0.0	0.0
Revenues	Water Infrastructure Finance Authority	16,636.8	23,127.9	23,127.9
	Sources Total	**16,636.8**	**23,127.9**	**23,127.9**
Uses				
Non-Appropriated Expenditures	Water Infrastructure Finance Authority	16,636.8	23,127.9	23,123.2
HITF Backout	Water Infrastructure Finance Authority	0.0	0.0	(11.7)
HITF Premium Increase	Water Infrastructure Finance Authority	0.0	0.0	15.7
Retirement Adjustment	Water Infrastructure Finance Authority	0.0	0.0	0.7
	Uses Total	**16,636.8**	**23,127.9**	**23,127.9**
	Drinking Water Federal Loan Fund Ending Balance	**0.0**	**0.0**	**0.0**

Fund Number FA4336 Drinking Water Fees Program Income Fund

A.R.S § 49-1241

Revenues consist of monies from Drinking Water loan fees paid by borrowers. Monies are used to pay for drinking water (DW) loans and administrative costs for the DW program.

		FY 2022	FY 2023	FY 2024
Sources				
Beginning Balance		429.2	100.2	73.8
Revenues	Water Infrastructure Finance Authority	903.3	100.0	100.0
	Sources Total	**1,332.5**	**200.2**	**173.8**
Uses				
Non-Appropriated Expenditures	Water Infrastructure Finance Authority	1,232.3	126.4	126.4
	Uses Total	**1,232.3**	**126.4**	**126.4**
	Drinking Water Fees Program Income Fund Ending Balance	**100.2**	**73.8**	**47.4**

Sources and Uses of All Major State Funds

Fund Number FA5352 Arizona Finance Authority Operations Fund

A.R.S. § 41-5352

Revenues to the fund consist of program and application fees. Monies cover costs of operation, including staffing of the Arizona Finance Authority board and management of the Private Activity Bond Volume Cap allocation process.

		FY 2022	FY 2023	FY 2024
Sources				
Beginning Balance		2,051.6	3,511.0	3,972.6
Revenues	Office of Economic Opportunity	1,459.4	1,459.4	1,459.4
	Sources Total	**3,511.0**	**4,970.4**	**5,432.0**
Uses				
Residual Equity Transfer	Office of Economic Opportunity	0.0	997.8	0.0
	Uses Total	**0.0**	**997.8**	**0.0**
Arizona Finance Authority Operations Fund Ending Balance		**3,511.0**	**3,972.6**	**5,432.0**

Fund Number FD2026 Funeral Directors & Embalmers Fund

A.R.S. § 32-1308

The fund receives revenues from application, license and renewal fees for use in regulating funeral directors, embalmers, funeral homes, and crematories.

		FY 2022	FY 2023	FY 2024
Sources				
Beginning Balance		743.8	889.5	869.9
Revenues	Board of Funeral Directors & Embalmers	489.9	475.2	485.2
	Sources Total	**1,233.7**	**1,364.7**	**1,355.1**
Uses				
Operating Expenditures/Appropriations	Board of Funeral Directors & Embalmers	332.6	494.8	476.8
Administrative Adjustments	Board of Funeral Directors & Embalmers	11.6	0.0	0.0
HITF Backout	Board of Funeral Directors & Embalmers	0.0	0.0	(15.8)
ERE Corrections	Board of Funeral Directors & Embalmers	0.0	0.0	2.0
AFIS Charges	Board of Funeral Directors & Embalmers	0.0	0.0	0.1
HITF Premium Increase	Board of Funeral Directors & Embalmers	0.0	0.0	21.2
Risk Management Adjustment	Board of Funeral Directors & Embalmers	0.0	0.0	(15.0)
Retirement Adjustment	Board of Funeral Directors & Embalmers	0.0	0.0	0.3
	Uses Total	**344.2**	**494.8**	**469.6**
Funeral Directors & Embalmers Fund Ending Balance		**889.5**	**869.9**	**885.5**

Sources and Uses of All Major State Funds

Fund Number FD2159 DPS-FBI Fingerprint Fund

A.R.S. § 5-104(N) and A.R.S. § 5-107.01€

The fund provides a separate accounting for the collection and payment of fees for fingerprint processing. Fees for fingerprints are transferred to DPS.

		FY 2022	FY 2023	FY 2024
Sources				
Beginning Balance		0.8	1.5	1.5
Revenues	Board of Funeral Directors & Embalmers	0.7	0.0	0.0
	Sources Total	**1.5**	**1.5**	**1.5**
Uses				
	Uses Total	**0.0**	**0.0**	**0.0**
	DPS-FBI Fingerprint Fund Ending Balance	**1.5**	**1.5**	**1.5**

Fund Number FO2169 Arson Detection Reward Fund

A.R.S. § 37-1387

Revenues include monies from forfeiture of bail posted for arson convictions, court-imposed fines, and donations. Monies in the fund are used to provide awards for information leading to convictions of arson cases.

		FY 2022	FY 2023	FY 2024
Sources				
Beginning Balance		104.5	108.5	112.5
Revenues	Department of Forestry and Fire Management	4.0	4.0	4.0
	Sources Total	**108.5**	**112.5**	**116.5**
Uses				
	Uses Total	**0.0**	**0.0**	**0.0**
	Arson Detection Reward Fund Ending Balance	**108.5**	**112.5**	**116.5**

Sources and Uses of All Major State Funds

Fund Number FO2232 Cooperative Forestry Fund

A.R.S. § 37-1306

Consists of pass-through monies, which are federal grants, to local governments and private parties and is to be used as specified in the grant. The fund also consists of fees charged by the Agency for the use of its equipment, and the fees are used to update the equipment.

		FY 2022	FY 2023	FY 2024
Sources				
Beginning Balance		3,102.9	5,533.1	5,588.3
Revenues	Department of Forestry and Fire Management	11,825.7	11,408.2	11,158.2
	Sources Total	**14,928.6**	**16,941.3**	**16,746.5**
Uses				
Non-Appropriated Expenditures	Department of Forestry and Fire Management	9,395.5	11,353.0	11,353.0
Rent Adjustment	Department of Forestry and Fire Management	0.0	0.0	0.2
HITF Backout	Department of Forestry and Fire Management	0.0	0.0	(37.5)
HITF Premium Increase	Department of Forestry and Fire Management	0.0	0.0	50.3
Risk Management Adjustment	Department of Forestry and Fire Management	0.0	0.0	29.5
Retirement Adjustment	Department of Forestry and Fire Management	0.0	0.0	1.7
	Uses Total	**9,395.5**	**11,353.0**	**11,397.2**
	Cooperative Forestry Fund Ending Balance	**5,533.1**	**5,588.3**	**5,349.2**

Sources and Uses of All Major State Funds

Fund Number FO2360 Fire Suppression Fund

A.R.S. § 37-1305

Revenue is received from State appropriations, federal reimbursements, and an interagency service agreement and is used to fight wildland fires.

		FY 2022	FY 2023	FY 2024
Sources				
Beginning Balance		213.6	140.3	269.7
Revenues	Department of Forestry and Fire Management	77,882.4	85,880.8	85,880.8
	Sources Total	**78,096.0**	**86,021.1**	**86,150.5**
Uses				
Non-Appropriated Expenditures	Department of Forestry and Fire Management	77,955.7	85,751.4	85,751.4
Rent Adjustment	Department of Forestry and Fire Management	0.0	0.0	0.5
HITF Backout	Department of Forestry and Fire Management	0.0	0.0	(47.3)
AFIS Charges	Department of Forestry and Fire Management	0.0	0.0	0.5
HITF Premium Increase	Department of Forestry and Fire Management	0.0	0.0	63.5
Retirement Adjustment	Department of Forestry and Fire Management	0.0	0.0	5.3
	Uses Total	**77,955.7**	**85,751.4**	**85,773.9**
	Fire Suppression Fund Ending Balance	**140.3**	**269.7**	**376.6**

Fund Number FO2456 Nonnative Vegetation Species Eradication Fund

A.R.S. § 37-1309

Revenues consist of legislative appropriations and are used for grants and projects to eradicate nonnative vegetation.

		FY 2022	FY 2023	FY 2024
Sources				
Beginning Balance		1,933.3	2,318.5	2,462.7
Revenues	Department of Forestry and Fire Management	1,000.0	1,000.0	1,000.0
	Sources Total	**2,933.3**	**3,318.5**	**3,462.7**
Uses				
Non-Appropriated Expenditures	Department of Forestry and Fire Management	614.8	855.8	855.8
Retirement Adjustment	Department of Forestry and Fire Management	0.0	0.0	0.1
	Uses Total	**614.8**	**855.8**	**855.9**
	Nonnative Vegetation Species Eradication Fund Ending Balance	**2,318.5**	**2,462.7**	**2,606.8**

Sources and Uses of All Major State Funds

Fund Number FO2500 IGA and ISA Fund

A.R.S. § 35-142

Revenues are received from and are used for the requirements of any inter-agency or inter-governmental agreements of the agency.

		FY 2022	FY 2023	FY 2024
Sources				
Beginning Balance		2,532.4	4,084.5	2,825.9
Revenues	Department of Forestry and Fire Management	4,073.1	1,553.0	1,553.0
	Sources Total	**6,605.5**	**5,637.5**	**4,378.9**
Uses				
Non-Appropriated Expenditures	Department of Forestry and Fire Management	2,521.0	2,811.6	2,811.6
Retirement Adjustment	Department of Forestry and Fire Management	0.0	0.0	0.4
	Uses Total	**2,521.0**	**2,811.6**	**2,812.0**
	IGA and ISA Fund Ending Balance	**4,084.5**	**2,825.9**	**1,566.9**

Fund Number FO2578 Trampoline Court Safety Fund

A.R.S. § 37-1422

Sources of revenue include fees charged for initial registration and renewal of registration of trampoline courts. Monies are used to maintain a registry of all trampoline courts, to obtain evidence of lawful insurance coverage and annual inspections from each trampoline court owner or operator, and to maintain as public record proof of insurance and inspection as well as service calls to emergency responders.

		FY 2022	FY 2023	FY 2024
Sources				
Beginning Balance		9.1	10.3	11.6
Revenues	Department of Forestry and Fire Management	1.3	1.3	1.3
	Sources Total	**10.3**	**11.6**	**12.9**
Uses				
	Uses Total	**0.0**	**0.0**	**0.0**
	Trampoline Court Safety Fund Ending Balance	**10.3**	**11.6**	**12.9**

Sources and Uses of All Major State Funds

Fund Number FO9000 Indirect Cost Recovery Fund

A.R.S. § 35-142

Revenue is received from a portion of federal grants that is used to pay administrative expenses associated with the grants.

		FY 2022	FY 2023	FY 2024
Sources				
Beginning Balance		549.9	288.3	287.5
Revenues	Department of Forestry and Fire Management	530.0	850.0	650.0
	Sources Total	**1,079.9**	**1,138.3**	**937.5**
Uses				
Non-Appropriated Expenditures	Department of Forestry and Fire Management	791.6	850.8	850.8
Rent Adjustment	Department of Forestry and Fire Management	0.0	0.0	0.9
HITF Backout	Department of Forestry and Fire Management	0.0	0.0	(4.7)
HITF Premium Increase	Department of Forestry and Fire Management	0.0	0.0	6.3
	Uses Total	**791.6**	**850.8**	**853.3**
	Indirect Cost Recovery Fund Ending Balance	**288.3**	**287.5**	**84.2**

Fund Number GF2000 Federal Grants Fund

A.R.S. § 35-142

Revenue from federal grants to be used as specified in the grant.

		FY 2022	FY 2023	FY 2024
Sources				
Beginning Balance		5.5	5.5	5.5
	Sources Total	**5.5**	**5.5**	**5.5**
Uses				
	Uses Total	**0.0**	**0.0**	**0.0**
	Federal Grants Fund Ending Balance	**5.5**	**5.5**	**5.5**

Sources and Uses of All Major State Funds

Fund Number GF2027 Game and Fish Fund

A.R.S. § 17-261

Revenues are received from the sale of licenses, stamps, and other services of the Department, other than those provided at shooting ranges, and used for any activity of the Game and Fish Commission.

		FY 2022	FY 2023	FY 2024
Sources				
Beginning Balance		40,197.4	31,780.4	26,954.4
Revenues	Game and Fish Department	47,322.4	42,046.4	42,046.4
	Sources Total	**87,519.8**	**73,826.8**	**69,000.8**
Uses				
Operating Expenditures/Appropriations	Game and Fish Department	39,472.5	45,353.6	44,516.2
Capital Expenditures/Appropriations	Game and Fish Department	1,237.3	1,459.6	1,532.6
Administrative Adjustments	Game and Fish Department	29.6	59.2	0.0
Legislative Fund Transfers	Game and Fish Department	15,000.0	0.0	0.0
HITF Backout	Game and Fish Department	0.0	0.0	(815.0)
ERE Corrections	Game and Fish Department	0.0	0.0	177.8
HITF Premium Increase	Game and Fish Department	0.0	0.0	1,093.3
Retirement Adjustment	Game and Fish Department	0.0	0.0	(9,021.3)
	Uses Total	**55,739.4**	**46,872.4**	**37,483.6**
	Game and Fish Fund Ending Balance	**31,780.4**	**26,954.4**	**31,517.2**

Fund Number GF2028 Game and Fish Federal Revolving Fund

A.R.S. § 17-406

Revenues are received from the Federal Dingell-Johnson/Pittman-Robertson grants (sportfish and wildlife restoration), U.S. Coast Guard, Endangered Species programs, and other Federal grants and from State appropriations, and used for sportfish management, hunter safety, wildlife conservation, and boating safety.

		FY 2022	FY 2023	FY 2024
Sources				
Beginning Balance		4,203.3	665.1	93.4
Revenues	Game and Fish Department	40,663.1	54,918.5	55,490.2
	Sources Total	**44,866.4**	**55,583.6**	**55,583.6**
Uses				
Non-Appropriated Expenditures	Game and Fish Department	44,201.3	55,490.2	55,490.2
HITF Backout	Game and Fish Department	0.0	0.0	(442.9)
AFIS Charges	Game and Fish Department	0.0	0.0	4.3
HITF Premium Increase	Game and Fish Department	0.0	0.0	594.1
Retirement Adjustment	Game and Fish Department	0.0	0.0	(653.7)
	Uses Total	**44,201.3**	**55,490.2**	**54,992.0**
	Game and Fish Federal Revolving Fund Ending Balance	**665.1**	**93.4**	**591.5**

Sources and Uses of All Major State Funds

Fund Number GF2029 Arizona Wildlife Conservation Cost Recovery Fund

A.R.S. §17-261

Revenues are received from contracts derived from Federal and State Agencies and various other sources on a reimbursement basis, and used for animal bypasses, fencing along highway projects, and related wildlife monitoring.

		FY 2022	FY 2023	FY 2024
Sources				
Beginning Balance		365.2	411.9	411.9
Revenues	Game and Fish Department	108.3	0.0	0.0
	Sources Total	**473.5**	**411.9**	**411.9**
Uses				
Non-Appropriated Expenditures	Game and Fish Department	61.6	0.0	0.0
HITF Backout	Game and Fish Department	0.0	0.0	(5.6)
AFIS Charges	Game and Fish Department	0.0	0.0	0.1
HITF Premium Increase	Game and Fish Department	0.0	0.0	7.5
	Uses Total	**61.6**	**0.0**	**2.0**
Arizona Wildlife Conservation Cost Recovery Fund Ending Balance		**411.9**	**411.9**	**409.9**

Fund Number GF2036 Land and Water Conservation and Recreation Development Fund

A.R.S. § 17-267

Revenues are received from Legislative appropriations and used for recreation benefits in connection with the fish and wildlife restoration projects.

		FY 2022	FY 2023	FY 2024
Sources				
Beginning Balance		34.2	34.4	34.4
Revenues	Game and Fish Department	0.2	0.0	0.0
	Sources Total	**34.4**	**34.4**	**34.4**
Land and Water Conservation and Recreation Development Fund Ending Balance		**34.4**	**34.4**	**34.4**

Sources and Uses of All Major State Funds

Fund Number GF2062 Conservation Development Fund

A.R.S. § 17-282

Revenues are received from surcharge collections from the sale of hunting and fishing licenses, trout stamps, and from combination fishing/hunting licenses, then transferred to the Capital Improvement Fund and used for acquiring, maintaining, or renovating Department facilities.

		FY 2022	FY 2023	FY 2024
Sources				
Beginning Balance		2,621.6	2,056.3	2,008.4
Revenues	Game and Fish Department	1,294.4	1,411.8	1,411.8
	Sources Total	**3,916.0**	**3,468.1**	**3,420.2**
Uses				
Non-Appropriated Expenditures	Game and Fish Department	1,859.7	1,459.7	1,459.7
	Uses Total	**1,859.7**	**1,459.7**	**1,459.7**
	Conservation Development Fund Ending Balance	**2,056.3**	**2,008.4**	**1,960.5**

Fund Number GF2079 Watercraft Licensing Fund

A.R.S. § 5-323

Revenues are received from registration fees, licensing taxes of watercrafts, and Legislative appropriations, and used for administering and enforcing boating laws and providing educational programs on boat safety.

		FY 2022	FY 2023	FY 2024
Sources				
Beginning Balance		6,123.6	7,548.1	7,095.2
Revenues	Game and Fish Department	5,158.9	5,009.1	5,009.1
	Sources Total	**11,282.5**	**12,557.2**	**12,104.3**
Uses				
Operating Expenditures/Appropriations	Game and Fish Department	3,731.8	5,226.8	5,226.8
Administrative Adjustments	Game and Fish Department	2.6	235.2	0.0
HITF Backout	Game and Fish Department	0.0	0.0	(89.6)
ERE Corrections	Game and Fish Department	0.0	0.0	9.9
AFIS Charges	Game and Fish Department	0.0	0.0	0.6
HITF Premium Increase	Game and Fish Department	0.0	0.0	120.2
Retirement Adjustment	Game and Fish Department	0.0	0.0	(192.3)
	Uses Total	**3,734.4**	**5,462.0**	**5,075.6**
	Watercraft Licensing Fund Ending Balance	**7,548.1**	**7,095.2**	**7,028.7**

Sources and Uses of All Major State Funds

Fund Number GF2080 Wildlife Theft Prevention Fund

A.R.S. § 17-315

Revenues are received from fines or damage assessments resulting from violations of Title 17 (Game and Fish) and used for crime prevention on wildlife such as poaching and to finance reward payments to persons providing information about illegal wildlife activities.

		FY 2022	FY 2023	FY 2024
Sources				
Beginning Balance		142.2	207.5	157.4
Revenues	Game and Fish Department	149.4	149.3	149.3
	Sources Total	**291.6**	**356.8**	**306.7**
Uses				
Non-Appropriated Expenditures	Game and Fish Department	84.1	199.4	199.4
HITF Backout	Game and Fish Department	0.0	0.0	(2.2)
HITF Premium Increase	Game and Fish Department	0.0	0.0	3.0
Retirement Adjustment	Game and Fish Department	0.0	0.0	(74.2)
	Uses Total	**84.1**	**199.4**	**126.0**
	Wildlife Theft Prevention Fund Ending Balance	**207.5**	**157.4**	**180.7**

Fund Number GF2127 Game, Non-Game, Fish and Endangered Species Fund

A.R.S. § 17-268

Revenues are received from the Arizona income tax non-game check-off and used for the development and evaluation of information about non-game birds, fish, amphibians, and their habitats.

		FY 2022	FY 2023	FY 2024
Sources				
Beginning Balance		839.9	942.3	854.0
Revenues	Game and Fish Department	390.0	300.9	300.9
	Sources Total	**1,229.9**	**1,243.2**	**1,154.9**
Uses				
Operating Expenditures/Appropriations	Game and Fish Department	287.6	389.2	389.2
HITF Backout	Game and Fish Department	0.0	0.0	(4.5)
ERE Corrections	Game and Fish Department	0.0	0.0	1.6
HITF Premium Increase	Game and Fish Department	0.0	0.0	6.0
Retirement Adjustment	Game and Fish Department	0.0	0.0	0.3
	Uses Total	**287.6**	**389.2**	**392.6**
	Game, Non-Game, Fish and Endangered Species Fund Ending Balance	**942.3**	**854.0**	**762.3**

Sources and Uses of All Major State Funds

Fund Number GF2203 Capital Improvement Fund

A.R.S. § 17-292

Revenues are received from transfers from the Conservation Development Fund and used for capital improvement projects including construction, maintenance, and renovation of the Department's facilities.

		FY 2022	FY 2023	FY 2024
Sources				
Beginning Balance		1.8	98.1	98.1
Revenues	Game and Fish Department	1,854.7	1,451.2	1,851.2
	Sources Total	**1,856.5**	**1,549.3**	**1,949.3**
Uses				
Operating Expenditures/Appropriations	Game and Fish Department	1,001.2	1,001.2	1,001.2
Capital Expenditures/Appropriations	Game and Fish Department	757.2	450.0	850.0
	Uses Total	**1,758.4**	**1,451.2**	**1,851.2**
	Capital Improvement Fund Ending Balance	**98.1**	**98.1**	**98.1**

Fund Number GF2253 Off-Highway Vehicle Recreation Fund

A.R.S. § 28-1176

Revenues are received from a portion of receipts collected from motor vehicle fuel license taxes and are allocated as follows: 60% to State Parks, 35% to the Arizona Game and Fish Department, and 5% to the State Land Department, and used for planning, administering, and enforcing off-highway vehicle recreation, and for developing facilities consistent with the off-highway vehicle plan.

		FY 2022	FY 2023	FY 2024
Sources				
Beginning Balance		1,663.4	2,247.9	2,301.0
Revenues	Game and Fish Department	2,212.8	2,031.3	2,031.3
	Sources Total	**3,876.2**	**4,279.2**	**4,332.3**
Uses				
Non-Appropriated Expenditures	Game and Fish Department	1,628.3	1,978.2	1,978.2
HITF Backout	Game and Fish Department	0.0	0.0	(20.4)
AFIS Charges	Game and Fish Department	0.0	0.0	0.2
HITF Premium Increase	Game and Fish Department	0.0	0.0	27.4
Retirement Adjustment	Game and Fish Department	0.0	0.0	(682.9)
	Uses Total	**1,628.3**	**1,978.2**	**1,302.5**
	Off-Highway Vehicle Recreation Fund Ending Balance	**2,247.9**	**2,301.0**	**3,029.8**

Sources and Uses of All Major State Funds

Fund Number GF2279 Wildlife Endowment Fund

A.R.S. § 17-271

Revenues are received from the sale of lifetime hunting and fishing licenses and used for wildlife management and conservation

			FY 2022	FY 2023	FY 2024
Sources					
Beginning Balance			4,033.4	4,562.9	5,008.5
Revenues	Game and Fish Department		546.0	479.0	479.0
		Sources Total	**4,579.4**	**5,041.9**	**5,487.5**
Uses					
Operating Expenditures/Appropriations	Game and Fish Department		0.0	16.2	16.2
Residual Equity Transfer	Game and Fish Department		16.5	17.2	0.0
		Uses Total	**16.5**	**33.4**	**16.2**
	Wildlife Endowment Fund Ending Balance		**4,562.9**	**5,008.5**	**5,471.3**

Fund Number GF2290 Heritage Fund - Environmental Education

A.R.S. § 17-297

Revenues are received from 5% of an annual $10 million deposit from the State Lottery Fund and used for environmental education related to the protection and conservation of areas containing sensitive or endangered biological features and wildlife.

			FY 2022	FY 2023	FY 2024
Sources					
Beginning Balance			225.7	209.8	107.9
Revenues	Game and Fish Department		503.9	500.0	500.0
		Sources Total	**729.6**	**709.8**	**607.9**
Uses					
Non-Appropriated Expenditures	Game and Fish Department		519.8	601.9	601.9
HITF Backout	Game and Fish Department		0.0	0.0	(0.6)
AFIS Charges	Game and Fish Department		0.0	0.0	0.1
HITF Premium Increase	Game and Fish Department		0.0	0.0	0.8
Retirement Adjustment	Game and Fish Department		0.0	0.0	0.3
		Uses Total	**519.8**	**601.9**	**602.5**
	Heritage Fund - Environmental Education Ending Balance		**209.8**	**107.9**	**5.4**

Sources and Uses of All Major State Funds

Fund Number GF2291 Heritage Fund - Habitat Evaluation Or Protection

A.R.S. § 17-297

Revenues are received from 15% of an annual $10 million deposit from the State Lottery Fund and used for wildlife habitat evaluation or wildlife habitat protection.

		FY 2022	FY 2023	FY 2024
Sources				
Beginning Balance		1,037.8	1,154.0	1,018.6
Revenues	Game and Fish Department	1,501.1	1,511.9	1,508.8
	Sources Total	**2,538.9**	**2,665.9**	**2,527.4**
Uses				
Non-Appropriated Expenditures	Game and Fish Department	1,384.9	1,647.3	1,647.3
HITF Backout	Game and Fish Department	0.0	0.0	(3.6)
AFIS Charges	Game and Fish Department	0.0	0.0	0.1
HITF Premium Increase	Game and Fish Department	0.0	0.0	4.8
Retirement Adjustment	Game and Fish Department	0.0	0.0	0.4
	Uses Total	**1,384.9**	**1,647.3**	**1,649.0**
Heritage Fund - Habitat Evaluation Or Protection Ending Balance		**1,154.0**	**1,018.6**	**878.4**

Fund Number GF2292 Heritage Fund - Administration

A.R.S. § 17-297

Revenues are received from a portion of interest from an annual $10 million deposit from the State Lottery Fund and used for administrative purposes related to programs and projects that protect and conserve areas containing sensitive or endangered biological features and wildlife.

		FY 2022	FY 2023	FY 2024
Sources				
Beginning Balance		131.2	77.3	87.3
Revenues	Game and Fish Department	59.6	50.0	50.0
	Sources Total	**190.8**	**127.3**	**137.3**
Uses				
Non-Appropriated Expenditures	Game and Fish Department	113.5	40.0	40.0
HITF Backout	Game and Fish Department	0.0	0.0	(2.0)
HITF Premium Increase	Game and Fish Department	0.0	0.0	2.7
Retirement Adjustment	Game and Fish Department	0.0	0.0	0.1
	Uses Total	**113.5**	**40.0**	**40.8**
Heritage Fund - Administration Ending Balance		**77.3**	**87.3**	**96.5**

Sources and Uses of All Major State Funds

Fund Number GF2293 Heritage Fund - Public Access

A.R.S. § 17-297

Revenues are received from 5% of an annual $10 million deposit from the State Lottery Fund and are used for maintaining public access to areas containing sensitive or endangered biological features and wildlife.

		FY 2022	FY 2023	FY 2024
Sources				
Beginning Balance		308.8	343.1	270.4
Revenues	Game and Fish Department	500.3	508.0	498.7
	Sources Total	**809.1**	**851.1**	**769.1**
Uses				
Non-Appropriated Expenditures	Game and Fish Department	466.0	580.7	580.7
HITF Backout	Game and Fish Department	0.0	0.0	(4.8)
HITF Premium Increase	Game and Fish Department	0.0	0.0	6.4
Retirement Adjustment	Game and Fish Department	0.0	0.0	0.3
	Uses Total	**466.0**	**580.7**	**582.6**
	Heritage Fund - Public Access Ending Balance	**343.1**	**270.4**	**186.5**

Fund Number GF2294 Heritage Fund - Acquisition

A.R.S. § 17-297

Revenues are received from at least 20% of an annual $10 million deposit from the State Lottery Fund and used to acquire property with sensitive habitat used by endangered, threatened and candidate species.

		FY 2022	FY 2023	FY 2024
Sources				
Beginning Balance		7,840.3	9,616.3	8,138.7
Revenues	Game and Fish Department	2,408.8	2,405.6	2,383.2
	Sources Total	**10,249.1**	**12,021.9**	**10,521.9**
Uses				
Non-Appropriated Expenditures	Game and Fish Department	632.8	3,883.2	3,883.2
HITF Backout	Game and Fish Department	0.0	0.0	(0.1)
HITF Premium Increase	Game and Fish Department	0.0	0.0	0.1
Retirement Adjustment	Game and Fish Department	0.0	0.0	0.1
	Uses Total	**632.8**	**3,883.2**	**3,883.3**
	Heritage Fund - Acquisition Ending Balance	**9,616.3**	**8,138.7**	**6,638.6**

Sources and Uses of All Major State Funds

Fund Number GF2295 Heritage Fund - Identification, Inventory, Protection and Management

A.R.S. § 17-297

Revenues are received from a portion of an annual $10 million appropriation from the State Lottery Fund and used for the identification, inventory, protection and management of property with sensitive habitat.

			FY 2022	FY 2023	FY 2024
Sources					
Beginning Balance			3,663.2	3,047.3	2,003.2
Revenues	Game and Fish Department		3,605.6	3,606.5	3,596.9
		Sources Total	**7,268.8**	**6,653.8**	**5,600.1**
Uses					
Non-Appropriated Expenditures	Game and Fish Department		4,221.5	4,650.6	4,650.6
HITF Backout	Game and Fish Department		0.0	0.0	(36.5)
AFIS Charges	Game and Fish Department		0.0	0.0	0.6
HITF Premium Increase	Game and Fish Department		0.0	0.0	49.0
Retirement Adjustment	Game and Fish Department		0.0	0.0	(31.7)
		Uses Total	**4,221.5**	**4,650.6**	**4,632.0**
Heritage Fund - Identification, Inventory, Protection and Management Ending Balance			**3,047.3**	**2,003.2**	**968.1**

Fund Number GF2296 Heritage Fund - Urban Wildlife

A.R.S. § 17-297

Revenues are received from 15% of an annual $10 million deposit from the State Lottery Fund and used for urban wildlife and urban wildlife habitat programs.

			FY 2022	FY 2023	FY 2024
Sources					
Beginning Balance			1,657.6	1,747.1	1,146.8
Revenues	Game and Fish Department		1,504.0	1,501.3	1,495.6
		Sources Total	**3,161.6**	**3,248.4**	**2,642.4**
Uses					
Non-Appropriated Expenditures	Game and Fish Department		1,414.5	2,101.6	2,101.6
HITF Backout	Game and Fish Department		0.0	0.0	(13.4)
AFIS Charges	Game and Fish Department		0.0	0.0	0.2
HITF Premium Increase	Game and Fish Department		0.0	0.0	18.0
Retirement Adjustment	Game and Fish Department		0.0	0.0	(244.0)
		Uses Total	**1,414.5**	**2,101.6**	**1,862.4**
Heritage Fund - Urban Wildlife Ending Balance			**1,747.1**	**1,146.8**	**780.0**

Sources and Uses of All Major State Funds

Fund Number GF2442 Firearms Safety and Ranges Fund

A.R.S. § 17-273

Revenues are received from the sale or lease of property owned by the Game and Fish Commission and used for the purpose of providing publicly-owned shooting ranges.

		FY 2022	FY 2023	FY 2024
Sources				
Beginning Balance		109.3	137.7	70.3
Revenues	Game and Fish Department	92.6	0.0	0.0
	Sources Total	**201.9**	**137.7**	**70.3**
Uses				
Non-Appropriated Expenditures	Game and Fish Department	64.2	67.4	67.4
	Uses Total	**64.2**	**67.4**	**67.4**
	Firearms Safety and Ranges Fund Ending Balance	**137.7**	**70.3**	**2.9**

Fund Number GF2497 Arizona Wildlife Conservation Fund

A.R.S. § 17-299

Revenues are received from tribal gaming and used for conserving, enhancing, and restoring wildlife and habitats.

		FY 2022	FY 2023	FY 2024
Sources				
Beginning Balance		8,314.3	8,282.4	7,022.1
Revenues	Game and Fish Department	6,639.3	7,691.6	7,691.6
	Sources Total	**14,953.6**	**15,974.0**	**14,713.7**
Uses				
Non-Appropriated Expenditures	Game and Fish Department	6,671.2	8,951.9	8,951.9
HITF Backout	Game and Fish Department	0.0	0.0	(27.6)
AFIS Charges	Game and Fish Department	0.0	0.0	1.3
HITF Premium Increase	Game and Fish Department	0.0	0.0	37.0
Retirement Adjustment	Game and Fish Department	0.0	0.0	1.4
	Uses Total	**6,671.2**	**8,951.9**	**8,964.0**
	Arizona Wildlife Conservation Fund Ending Balance	**8,282.4**	**7,022.1**	**5,749.7**

Fund Number GF2500 IGA and ISA Fund

A.R.S. § 35-142

Revenues are received from and used for the requirements of any inter-agency or inter-governmental agreements of the agency

		FY 2022	FY 2023	FY 2024
Sources				
Beginning Balance		17.3	17.3	17.3
	Sources Total	**17.3**	**17.3**	**17.3**
Uses				
	Uses Total	**0.0**	**0.0**	**0.0**
	IGA and ISA Fund Ending Balance	**17.3**	**17.3**	**17.3**

Sources and Uses of All Major State Funds

Fund Number GF2536 Wildlife Habitat Restoration and Enhancement Fund

A.R.S. § 17-471

Revenues consist of legislative appropriations and are used for specific wildlife habitat restoration and enhancement projects.

	FY 2022	FY 2023	FY 2024
Sources			
Beginning Balance	0.4	0.4	0.4
Sources Total	**0.4**	**0.4**	**0.4**
Uses			
Uses Total	**0.0**	**0.0**	**0.0**
Wildlife Habitat Restoration and Enhancement Fund Ending Balance	**0.4**	**0.4**	**0.4**

Fund Number GF3111 Game and Fish Trust Fund

A.R.S. § 17-231

Revenues are received from private donations, insurance settlements, charitable activities, and local governments, and used for the Urban Fishing program.

		FY 2022	FY 2023	FY 2024
Sources				
Beginning Balance		16,280.9	16,494.8	16,491.2
Revenues	Game and Fish Department	4,307.0	4,520.0	4,520.0
	Sources Total	**20,587.9**	**21,014.8**	**21,011.2**
Uses				
Non-Appropriated Expenditures	Game and Fish Department	4,093.1	4,523.6	4,523.6
HITF Backout	Game and Fish Department	0.0	0.0	(2.5)
AFIS Charges	Game and Fish Department	0.0	0.0	0.4
HITF Premium Increase	Game and Fish Department	0.0	0.0	3.4
Retirement Adjustment	Game and Fish Department	0.0	0.0	0.3
	Uses Total	**4,093.1**	**4,523.6**	**4,525.2**
	Game and Fish Trust Fund Ending Balance	**16,494.8**	**16,491.2**	**16,486.0**

Sources and Uses of All Major State Funds

Fund Number GF3167 Game and Fish In-Lieu Fee Program Restoration Endowment Trust Fund

A.R.S. § 17-265

Revenues are received from in-lieu fee permittees through the purchase of in-lieu fee mitigation credits and are used for completing in-lieu fee compensatory mitigation projects.

		FY 2022	FY 2023	FY 2024
Sources				
Beginning Balance		4,206.8	4,501.9	4,603.0
Revenues	Game and Fish Department	385.0	302.8	302.8
	Sources Total	**4,591.8**	**4,804.7**	**4,905.8**
Uses				
Non-Appropriated Expenditures	Game and Fish Department	89.9	201.7	201.7
HITF Backout	Game and Fish Department	0.0	0.0	(2.6)
AFIS Charges	Game and Fish Department	0.0	0.0	0.1
HITF Premium Increase	Game and Fish Department	0.0	0.0	3.5
Retirement Adjustment	Game and Fish Department	0.0	0.0	0.1
	Uses Total	**89.9**	**201.7**	**202.8**
Game and Fish In-Lieu Fee Program Restoration Endowment Trust Fund Ending Balance		**4,501.9**	**4,603.0**	**4,703.1**

Fund Number GF3709 Game and Fish California Collection Stamp Fund

A.R.S. § 17-343

Revenues are received from the handling of licenses and special use permits on shared waters and are remitted to California on an annual basis pursuant to the agreed upon terms and conditions of the agreement between the Arizona Game and Fish Department and the California Game and Fish Commission.

		FY 2022	FY 2023	FY 2024
Sources				
Beginning Balance		41.6	0.0	0.0
Revenues	Game and Fish Department	0.1	0.0	0.0
	Sources Total	**41.7**	**0.0**	**0.0**
Uses				
Non-Appropriated Expenditures	Game and Fish Department	41.7	0.0	0.0
	Uses Total	**41.7**	**0.0**	**0.0**
Game and Fish California Collection Stamp Fund Ending Balance		**0.0**	**0.0**	**0.0**

Sources and Uses of All Major State Funds

Fund Number GF3711 Game and Fish Stamp Fund

A.R.S. § 35-131

Revenues are received from the sale of federal duck stamps, and are used to remit proceeds to the federal government on an annual basis.

		FY 2022	FY 2023	FY 2024
Sources				
Beginning Balance		140.5	44.5	44.5
Revenues	Game and Fish Department	0.0	0.0	0.0
	Sources Total	**140.5**	**44.5**	**44.5**
Uses				
Non-Appropriated Expenditures	Game and Fish Department	96.0	0.0	0.0
	Uses Total	**96.0**	**0.0**	**0.0**
	Game and Fish Stamp Fund Ending Balance	**44.5**	**44.5**	**44.5**

Fund Number GF3712 Game and Fish Big Game Permit Fund

A.R.S. § 17-346

Revenues are received from deposits from the seasonal draws organized for Arizona hunters and, depending on the results from the draws, some of the receipts are used for reimbursing unsuccessful participants.

		FY 2022	FY 2023	FY 2024
Sources				
Beginning Balance		356.9	0.0	0.0
Revenues	Game and Fish Department	0.7	0.0	0.0
	Sources Total	**357.6**	**0.0**	**0.0**
Uses				
Non-Appropriated Expenditures	Game and Fish Department	357.6	0.0	0.0
	Uses Total	**357.6**	**0.0**	**0.0**
	Game and Fish Big Game Permit Fund Ending Balance	**0.0**	**0.0**	**0.0**

Fund Number GF3714 Game and Fish Kaibab Coop Fund

A.R.S. § 35-142

Revenues are received from the sale of a Kaibab habitat management stamp, which is required to take deer on the Kaibab Plateau, and used by the U.S. Forest Service to provide wildlife habitat management on the Kaibab Plateau.

		FY 2022	FY 2023	FY 2024
Sources				
Beginning Balance		122.8	74.9	74.9
Revenues	Game and Fish Department	0.5	0.0	0.0
	Sources Total	**123.3**	**74.9**	**74.9**
Uses				
Non-Appropriated Expenditures	Game and Fish Department	48.4	0.0	0.0
	Uses Total	**48.4**	**0.0**	**0.0**
	Game and Fish Kaibab Coop Fund Ending Balance	**74.9**	**74.9**	**74.9**

Sources and Uses of All Major State Funds

Fund Number GF4007 Game and Fish Publications Revolving Fund

A.R.S. § 17-269

Revenues are received from the sale of, and used for, the production of agency publications about wildlife, fish, and recreation.

			FY 2022	FY 2023	FY 2024
Sources					
Beginning Balance			63.1	104.3	95.0
Revenues	Game and Fish Department		267.7	214.2	217.2
		Sources Total	**330.8**	**318.5**	**312.2**
Uses					
Non-Appropriated Expenditures	Game and Fish Department		226.5	223.5	223.5
		Uses Total	**226.5**	**223.5**	**223.5**
Game and Fish Publications Revolving Fund Ending Balance			**104.3**	**95.0**	**88.7**

Fund Number GF9000 Indirect Cost Recovery Fund

A.R.S. § 35-142

Revenues are received from a portion of federal grants and used for paying administrative expenses associated with the grants.

			FY 2022	FY 2023	FY 2024
Sources					
Beginning Balance			2,070.2	1,070.3	372.4
Revenues	Game and Fish Department		8,154.8	8,969.4	9,294.7
		Sources Total	**10,225.0**	**10,039.7**	**9,667.1**
Uses					
Non-Appropriated Expenditures	Game and Fish Department		9,154.7	9,667.3	9,511.8
HITF Backout	Game and Fish Department		0.0	0.0	(41.5)
AFIS Charges	Game and Fish Department		0.0	0.0	0.3
HITF Premium Increase	Game and Fish Department		0.0	0.0	55.7
Risk Management Adjustment	Game and Fish Department		0.0	0.0	137.4
Retirement Adjustment	Game and Fish Department		0.0	0.0	3.4
		Uses Total	**9,154.7**	**9,667.3**	**9,667.1**
Indirect Cost Recovery Fund Ending Balance			**1,070.3**	**372.4**	**0.0**

Sources and Uses of All Major State Funds

Fund Number GF9901 AGFD Fleet Vehicle Replacement Fund

A.R.S. § 17-274

Revenues are received from fees charged to the Game and Fish Department for having vehicles within the state motor vehicle fleet and used for the acquisition and replacement of vehicles.

		FY 2022	FY 2023	FY 2024
Sources				
Beginning Balance		0.0	0.0	1,127.9
Revenues	Game and Fish Department	0.0	2,545.4	1,927.6
	Sources Total	**0.0**	**2,545.4**	**3,055.5**
Uses				
Non-Appropriated Expenditures	Game and Fish Department	0.0	1,417.5	1,417.5
	Uses Total	**0.0**	**1,417.5**	**1,417.5**
AGFD Fleet Vehicle Replacement Fund Ending Balance		**0.0**	**1,127.9**	**1,638.0**

Fund Number GF9902 AGFD Fleet Operations Fund

A.R.S. § 17-275

Revenues are received from fees charged to the Game and Fish Department having vehicles within the state motor vehicle fleet and used for the maintenance and operation of the state motor vehicle fleet.

		FY 2022	FY 2023	FY 2024
Sources				
Beginning Balance		0.0	0.0	0.0
Revenues	Game and Fish Department	0.0	1,547.9	1,547.9
	Sources Total	**0.0**	**1,547.9**	**1,547.9**
Uses				
Non-Appropriated Expenditures	Game and Fish Department	0.0	1,547.9	1,547.9
	Uses Total	**0.0**	**1,547.9**	**1,547.9**
AGFD Fleet Operations Fund Ending Balance		**0.0**	**0.0**	**0.0**

Sources and Uses of All Major State Funds

Fund Number GH2000 Federal Grants Fund

A.R.S. § 35-142

The fund consists of monies received from grants from NHTSA and are used to promote safety on Arizona's highways and roads.

		FY 2022	FY 2023	FY 2024
Sources				
Beginning Balance		86.9	20.8	3,796.8
Revenues	Governor's Office of Highway Safety	10,048.1	14,000.0	14,000.0
	Sources Total	**10,135.0**	**14,020.8**	**17,796.8**
Uses				
Non-Appropriated Expenditures	Governor's Office of Highway Safety	10,114.2	10,224.0	10,224.0
HITF Backout	Governor's Office of Highway Safety	0.0	0.0	(19.6)
AFIS Charges	Governor's Office of Highway Safety	0.0	0.0	0.2
HITF Premium Increase	Governor's Office of Highway Safety	0.0	0.0	26.3
	Uses Total	**10,114.2**	**10,224.0**	**10,230.9**
	Federal Grants Fund Ending Balance	**20.8**	**3,796.8**	**7,565.9**

Fund Number GH2025 Donations Fund

A.R.S. § 35-142

The fund consists of donations from public and private entities and are used to help pay for events held by the agency.

		FY 2022	FY 2023	FY 2024
Sources				
Beginning Balance		7.3	7.3	7.3
	Sources Total	**7.3**	**7.3**	**7.3**
Uses				
	Uses Total	**0.0**	**0.0**	**0.0**
	Donations Fund Ending Balance	**7.3**	**7.3**	**7.3**

Sources and Uses of All Major State Funds

Fund Number GH2422 DUI Abatement Fund

A.R.S. § 28-1304

The fund consists of $250 fines paid by offenders convicted of extreme DUI and are used to fund DUI prevention and enforcement activities.

		FY 2022	FY 2023	FY 2024
Sources				
Beginning Balance		1,704.2	1,880.8	2,148.3
Revenues	Governor's Office of Highway Safety	1,213.1	1,304.0	1,304.0
	Sources Total	**2,917.3**	**3,184.8**	**3,452.3**
Uses				
Non-Appropriated Expenditures	Governor's Office of Highway Safety	1,036.5	1,036.5	1,036.5
HITF Backout	Governor's Office of Highway Safety	0.0	0.0	(0.2)
HITF Premium Increase	Governor's Office of Highway Safety	0.0	0.0	0.3
	Uses Total	**1,036.5**	**1,036.5**	**1,036.6**
	DUI Abatement Fund Ending Balance	**1,880.8**	**2,148.3**	**2,415.8**

Fund Number GH2479 Motorcycle Safety Education Fund

A.R.S. § 28-2010

The fund consists of $1 of the motorcycle registration fee and are used for motorcycle safety education programs.

		FY 2022	FY 2023	FY 2024
Sources				
Beginning Balance		87.5	249.5	212.6
Revenues	Governor's Office of Highway Safety	162.0	162.0	162.0
	Sources Total	**249.5**	**411.5**	**374.6**
Uses				
Residual Equity Transfer	Governor's Office of Highway Safety	0.0	198.9	150.0
	Uses Total	**0.0**	**198.9**	**150.0**
	Motorcycle Safety Education Fund Ending Balance	**249.5**	**212.6**	**224.6**

Sources and Uses of All Major State Funds

Fund Number GH2480 State Highway Work Zone Safety Fund

A.R.S. § 28-710

Funds received from additional civil penalties from traffic violations in a highway work zone are used for a public education campaign for highway work zone safety.

		FY 2022	FY 2023	FY 2024
Sources				
Beginning Balance		25.9	11.6	0.6
Revenues	Governor's Office of Highway Safety	4.7	8.0	20.0
	Sources Total	**30.6**	**19.6**	**20.6**
Uses				
Non-Appropriated Expenditures	Governor's Office of Highway Safety	19.0	19.0	19.0
	Uses Total	**19.0**	**19.0**	**19.0**
	State Highway Work Zone Safety Fund Ending Balance	**11.6**	**0.6**	**1.6**

Fund Number GH2500 IGA and ISA Fund

A.R.S. § 35-142

Revenues are received from and are used for the requirements of any inter-agency or inter-governmental agreements of the agency.

		FY 2022	FY 2023	FY 2024
Sources				
Beginning Balance		929.9	761.5	695.3
Revenues	Governor's Office of Highway Safety	517.1	625.0	625.0
	Sources Total	**1,447.0**	**1,386.5**	**1,320.3**
Uses				
Non-Appropriated Expenditures	Governor's Office of Highway Safety	685.5	691.2	691.2
HITF Backout	Governor's Office of Highway Safety	0.0	0.0	(2.5)
ERE Corrections	Governor's Office of Highway Safety	0.0	0.0	10.0
HITF Premium Increase	Governor's Office of Highway Safety	0.0	0.0	3.4
Risk Management Adjustment	Governor's Office of Highway Safety	0.0	0.0	(1.2)
	Uses Total	**685.5**	**691.2**	**700.9**
	IGA and ISA Fund Ending Balance	**761.5**	**695.3**	**619.5**

Sources and Uses of All Major State Funds

Fund Number GH2544 — 207 Fund

A.R.S. § 36-2817

Revenues from monies appropriated to the fund through Proposition 207 from the Medical Marijuana Fund are used to distribute grants for the following purposes: 1) reducing impaired driving, including conducting training programs and purchasing equipment for detecting, testing, and enforcing laws against driving, flying, or boating while impaired; 2) equipment, training, and personnel costs for dedicated traffic enforcement.

		FY 2022	FY 2023	FY 2024
Sources				
Beginning Balance		9,485.2	1,297.8	1,297.8
	Sources Total	**9,485.2**	**1,297.8**	**1,297.8**
Uses				
Non-Appropriated Expenditures	Governor's Office of Highway Safety	8,187.4	0.0	0.0
	Uses Total	**8,187.4**	**0.0**	**0.0**
	207 Fund Ending Balance	**1,297.8**	**1,297.8**	**1,297.8**

Fund Number GH3200 — Governors Highway Safety Conference Fund

A.R.S. § 35-142

Revenues consist of conference registration fees and are used to cover conference expenses.

		FY 2022	FY 2023	FY 2024
Sources				
Beginning Balance		0.0	33.0	63.0
Revenues	Governor's Office of Highway Safety	70.6	30.0	30.0
	Sources Total	**70.6**	**63.0**	**93.0**
Uses				
Operating Expenditures/Appropriations	Governor's Office of Highway Safety	37.6	0.0	0.0
	Uses Total	**37.6**	**0.0**	**0.0**
	Governors Highway Safety Conference Fund Ending Balance	**33.0**	**63.0**	**93.0**

Fund Number GM2015 — Retired Racehorse Adoption Fund

A.R.S. § 5-113

Revenues come from retired racehorse adoption surcharges collected from fines related to horse racing. Funds are distributed to provide financial assistance to nonprofit enterprises approved by the commission to promote the adoption of retired racehorses.

		FY 2022	FY 2023	FY 2024
Sources				
Beginning Balance		0.2	2.2	2.2
Revenues	Department of Gaming	17.4	25.0	22.9
	Sources Total	**17.6**	**27.2**	**25.1**
Uses				
Non-Appropriated Expenditures	Department of Gaming	15.4	25.0	25.0
	Uses Total	**15.4**	**25.0**	**25.0**
	Retired Racehorse Adoption Fund Ending Balance	**2.2**	**2.2**	**0.1**

Sources and Uses of All Major State Funds

Fund Number GM2122 State Lottery Fund

A.R.S. § 5-521

Revenues are derived from transfers from lottery revenues and are used to fund the Problem Gambling program.

		FY 2022	FY 2023	FY 2024
Sources				
Beginning Balance		0.4	0.4	0.4
Revenues	Department of Gaming	300.0	300.0	300.0
	Sources Total	**300.4**	**300.4**	**300.4**
Uses				
Operating Expenditures/Appropriations	Department of Gaming	300.0	300.0	300.0
	Uses Total	**300.0**	**300.0**	**300.0**
	State Lottery Fund Ending Balance	**0.4**	**0.4**	**0.4**

Fund Number GM2206 Breeders Award Fund

A.R.S. § 5-113

Revenues are derived from the source market fees paid from advance deposit wagering on horse racing. Of the amount allocated for purses, 5% is deposited in the fund. Monies are distributed by the Department to the breeder of every winning horse or greyhound foaled or whelped in this state.

		FY 2022	FY 2023	FY 2024
Sources				
Beginning Balance		399.6	193.9	10.0
Revenues	Department of Gaming	1,681.1	1,716.1	1,900.0
	Sources Total	**2,080.7**	**1,910.0**	**1,910.0**
Uses				
Non-Appropriated Expenditures	Department of Gaming	1,886.8	1,900.0	1,900.0
	Uses Total	**1,886.8**	**1,900.0**	**1,900.0**
	Breeders Award Fund Ending Balance	**193.9**	**10.0**	**10.0**

Sources and Uses of All Major State Funds

Fund Number GM2320 Fantasy Sports Contest Fund

A.R.S. § 5-1212

Revenues consist of 5% of fantasy sports revenues and license fees charged to fantasy sports contest operators. Unless approved by the Legislature, the Department is authorized to spend no more than 10% on the annual costs of regulating fantasy sports in the state. All remaining funds are deposited into the State General Fund.

		FY 2022	FY 2023	FY 2024
Sources				
Beginning Balance		0.0	56.8	0.0
Revenues	Department of Gaming	201.8	260.8	307.8
	Sources Total	**201.8**	**317.6**	**307.8**
Uses				
Operating Expenditures/Appropriations	Department of Gaming	145.0	150.1	150.1
ERE Corrections	Department of Gaming	0.0	0.0	0.5
Residual Equity Transfer	Department of Gaming	0.0	167.5	157.0
Retirement Adjustment	Department of Gaming	0.0	0.0	0.2
	Uses Total	**145.0**	**317.6**	**307.8**
	Fantasy Sports Contest Fund Ending Balance	**56.8**	**0.0**	**0.0**

Fund Number GM2330 Event Wagering Fund

A.R.S. § 5-1318

Revenues consist of licensing and event wagering privilege fees from event wagering vendors in the state. The Department of Gaming may spend not more than 10 percent of monies in the fund on the Department's annual costs of regulating event wagering. On the 25th of each month, any remaining monies in the fund revert to the General Fund.

		FY 2022	FY 2023	FY 2024
Sources				
Beginning Balance		0.0	18,833.4	1,377.8
Revenues	Department of Gaming	20,291.6	(15,795.6)	3,050.0
	Sources Total	**20,291.6**	**3,037.8**	**4,427.8**
Uses				
Non-Appropriated Expenditures	Department of Gaming	1,458.2	1,660.0	1,660.0
Retirement Adjustment	Department of Gaming	0.0	0.0	1.1
	Uses Total	**1,458.2**	**1,660.0**	**1,661.1**
	Event Wagering Fund Ending Balance	**18,833.4**	**1,377.8**	**2,766.7**

Sources and Uses of All Major State Funds

Fund Number GM2340 Permanent Tribal-State Compact Fund

A.R.S. § 5-601(G)

This fund receives revenues from certification fees received from individuals and companies who are required by the Tribal-State compact to be state certified. Revenues are to be used to reimburse the cost incurred by the Department of Gaming in performing background investigations.

		FY 2022	FY 2023	FY 2024
Sources				
Beginning Balance		1,201.7	1,215.9	1,051.4
Revenues	Department of Gaming	1,949.3	2,144.2	2,358.6
	Sources Total	**3,151.0**	**3,360.1**	**3,410.0**
Uses				
Operating Expenditures/Appropriations	Department of Gaming	1,933.5	2,308.7	2,308.7
Administrative Adjustments	Department of Gaming	1.6	0.0	0.0
Rent Adjustment	Department of Gaming	0.0	0.0	(3.7)
HITF Backout	Department of Gaming	0.0	0.0	(65.3)
ERE Corrections	Department of Gaming	0.0	0.0	12.5
AFIS Charges	Department of Gaming	0.0	0.0	0.1
HITF Premium Increase	Department of Gaming	0.0	0.0	87.6
Retirement Adjustment	Department of Gaming	0.0	0.0	1.6
	Uses Total	**1,935.1**	**2,308.7**	**2,341.5**
	Permanent Tribal-State Compact Fund Ending Balance	**1,215.9**	**1,051.4**	**1,068.5**

Fund Number GM2350 Arizona Benefits Fund

A.R.S. § 5-601.02

This fund was established to be the repository for contributions paid to the State by Indian Tribes who have Tribal-State compacts. The Department of Gaming administers the fund with the beneificaries being the Instructional Improvement Fund, Trauma and Emergency Services Fund, Arizona Wildlife Conservation Fund, and Tourism Fund. Monies in the fund are also used to fund the regulatory and administrative functions of the Department as well as used for the prevention and treatment of, and education concerning problem gambling.

		FY 2022	FY 2023	FY 2024
Sources				
Beginning Balance		6,524.6	8,124.8	8,124.8
Revenues	Department of Gaming	123,696.9	150,995.0	163,105.0
	Sources Total	**130,221.5**	**159,119.8**	**171,229.8**
Uses				
Operating Expenditures/Appropriations	Department of Gaming	9,567.4	16,610.0	16,610.0
Administrative Adjustments	Department of Gaming	46.0	0.0	0.0
IT Project Transfers	Department of Gaming	850.0	0.0	0.0
ERE Corrections	Department of Gaming	0.0	0.0	52.7
Residual Equity Transfer	Department of Gaming	111,633.2	134,385.0	146,495.0
Fleet Charges	Department of Gaming	0.0	0.0	101.8
Risk Management Adjustment	Department of Gaming	0.0	0.0	11.5
Retirement Adjustment	Department of Gaming	0.0	0.0	6.4
	Uses Total	**122,096.6**	**150,995.0**	**163,277.4**
	Arizona Benefits Fund Ending Balance	**8,124.8**	**8,124.8**	**7,952.4**

Sources and Uses of All Major State Funds

Fund Number GM2369 Racing Investigation Fund

A.R.S. § 41-705

The fund receives revenue from applicants for permits to hold a race meet in Arizona. The fund is used to offset the cost incurred by the Department for the investigation of any entity applying for a permit.

		FY 2022	FY 2023	FY 2024
Sources				
Beginning Balance		29.8	16.8	9.3
Revenues	Department of Gaming	15.5	22.5	22.5
	Sources Total	**45.3**	**39.3**	**31.8**
Uses				
Non-Appropriated Expenditures	Department of Gaming	28.6	30.0	30.0
	Uses Total	**28.6**	**30.0**	**30.0**
	Racing Investigation Fund Ending Balance	**16.8**	**9.3**	**1.8**

Fund Number GM2500 IGA and ISA Fund

A.R.S. § 35-142

Revenues are received from and are used for the requirements of any inter-agency or inter-governmental agreements of the agency.

		FY 2022	FY 2023	FY 2024
Sources				
Beginning Balance		54.0	61.1	48.1
Revenues	Department of Gaming	59.8	87.0	99.0
	Sources Total	**113.8**	**148.1**	**147.1**
Uses				
Non-Appropriated Expenditures	Department of Gaming	52.6	100.0	100.0
	Uses Total	**52.6**	**100.0**	**100.0**
	IGA and ISA Fund Ending Balance	**61.1**	**48.1**	**47.1**

Sources and Uses of All Major State Funds

Fund Number GM2556 Racing Regulation Fund

A.R.S. § 5-113.01

The fund derives revenues from various racing industry sources, including regulatory wagering assessment, dark day assessment, license fees and pari-mutuel tax revenues. The fund uses these revenues to support the mission of the Division of Racing.

		FY 2022	FY 2023	FY 2024
Sources				
Beginning Balance		2,419.5	2,889.2	2,881.6
Revenues	Department of Gaming	2,267.2	2,569.0	2,789.0
	Sources Total	**4,686.7**	**5,458.2**	**5,670.6**
Uses				
Operating Expenditures/Appropriations	Department of Gaming	1,794.8	2,576.6	2,576.6
Administrative Adjustments	Department of Gaming	2.7	0.0	0.0
Rent Adjustment	Department of Gaming	0.0	0.0	(1.3)
HITF Backout	Department of Gaming	0.0	0.0	(41.3)
ERE Corrections	Department of Gaming	0.0	0.0	11.1
AFIS Charges	Department of Gaming	0.0	0.0	0.2
HITF Premium Increase	Department of Gaming	0.0	0.0	55.4
Fleet Charges	Department of Gaming	0.0	0.0	4.6
Risk Management Adjustment	Department of Gaming	0.0	0.0	0.5
Retirement Adjustment	Department of Gaming	0.0	0.0	1.5
	Uses Total	**1,797.5**	**2,576.6**	**2,607.3**
	Racing Regulation Fund Ending Balance	**2,889.2**	**2,881.6**	**3,063.3**

Fund Number GM2559 Racing Regulaions Fund - Unarmed Combat Subaccount

A.R.S. § 5-226

The fund collects revenue from a tax on the gross receipts of a boxing or mixed martial arts events. These funds are used to offset the additional cost of regulating a boxing or mixed martial arts event.

		FY 2022	FY 2023	FY 2024
Sources				
Beginning Balance		0.0	294.1	588.6
Revenues	Department of Gaming	377.9	399.1	424.0
	Sources Total	**377.9**	**693.2**	**1,012.6**
Uses				
Operating Expenditures/Appropriations	Department of Gaming	83.6	104.6	104.6
Administrative Adjustments	Department of Gaming	0.2	0.0	0.0
ERE Corrections	Department of Gaming	0.0	0.0	0.5
Retirement Adjustment	Department of Gaming	0.0	0.0	0.1
	Uses Total	**83.8**	**104.6**	**105.2**
Racing Regulaions Fund - Unarmed Combat Subaccount Ending Balance		**294.1**	**588.6**	**907.4**

Sources and Uses of All Major State Funds

Fund Number GM3720 Racing Commission Bond Deposit Fund

A.R.S. § 5-107

The Department of Racing requires racing permitees to post a bond with the Department. The bonds are effective for the period of the racing permit, and the liability for all claims against a bond is limited to the face amount of the bond.

	FY 2022	FY 2023	FY 2024
Sources			
Beginning Balance	55.6	55.6	55.6
Sources Total	**55.6**	**55.6**	**55.6**
Uses			
Uses Total	**0.0**	**0.0**	**0.0**
Racing Commission Bond Deposit Fund Ending Balance	**55.6**	**55.6**	**55.6**

Fund Number GV2000 Federal Grants Fund

A.R.S. § 35-142

Revenue from federal grants to be used as specified in the grant.

		FY 2022	FY 2023	FY 2024
Sources				
Beginning Balance		0.0	0.0	845.3
Revenues	Office of the Governor	27,509.2	34,061.8	31,303.3
	Sources Total	**27,509.2**	**34,061.8**	**32,148.6**
Uses				
Non-Appropriated Expenditures	Office of the Governor	27,509.2	33,216.5	31,303.3
HITF Backout	Office of the Governor	0.0	0.0	(32.5)
AFIS Charges	Office of the Governor	0.0	0.0	0.3
HITF Premium Increase	Office of the Governor	0.0	0.0	43.6
Fleet Charges	Office of the Governor	0.0	0.0	13.8
Retirement Adjustment	Office of the Governor	0.0	0.0	1.9
	Uses Total	**27,509.2**	**33,216.5**	**31,330.4**
	Federal Grants Fund Ending Balance	**0.0**	**845.3**	**818.2**

Sources and Uses of All Major State Funds

Fund Number GV2037 County Fairs, Livestock and Agricultural Promotion Fund

A.R.S. § 5-113

Revenues include legislative appropriations for the use of promoting Arizona's livestock and agricultural resources as well as conducting an annual Livestock Fair at the Coliseum and Exposition Center.

		FY 2022	FY 2023	FY 2024
Sources				
Beginning Balance		729.7	668.9	1,348.4
Revenues	Office of the Governor	5,759.5	6,029.5	2,509.5
	Sources Total	**6,489.2**	**6,698.4**	**3,857.9**
Uses				
Non-Appropriated Expenditures	Office of the Governor	5,820.3	5,350.0	2,509.5
	Uses Total	**5,820.3**	**5,350.0**	**2,509.5**
County Fairs, Livestock and Agricultural Promotion Fund Ending Balance		**668.9**	**1,348.4**	**1,348.4**

Fund Number GV2250 Foster Youth Education Success Fund

A.R.S. § 41-108

Revenues are received from monies appropriated to the fund and monies received by the Office of the Governor from any lawful public or private source, and are used for the foster youth education success program to improve the educational outcomes of children in this state's foster care system.

		FY 2022	FY 2023	FY 2024
Sources				
Beginning Balance		359.7	0.0	0.0
Revenues	Office of the Governor	1,500.0	1,500.0	1,500.0
	Sources Total	**1,859.7**	**1,500.0**	**1,500.0**
Uses				
Administrative Adjustments	Office of the Governor	359.7	0.0	0.0
Non-Appropriated Expenditures	Office of the Governor	1,500.0	1,500.0	1,500.0
	Uses Total	**1,859.7**	**1,500.0**	**1,500.0**
Foster Youth Education Success Fund Ending Balance		**0.0**	**0.0**	**0.0**

Sources and Uses of All Major State Funds

Fund Number GV2277 Drug Treatment and Education Fund

Proposition 200, November 1996

Revenue is received from alcohol taxes. Drug Treatment and Education Fund monies are distributed to the Parent Commission to help fund drug education and treatment programs.

		FY 2022	FY 2023	FY 2024
Sources				
Beginning Balance		1,092.6	529.6	287.3
Revenues	Office of the Governor	4,174.4	6,282.0	6,282.0
	Sources Total	**5,267.0**	**6,811.6**	**6,569.3**
Uses				
Non-Appropriated Expenditures	Office of the Governor	4,737.4	6,524.3	6,524.3
HITF Backout	Office of the Governor	0.0	0.0	(6.7)
HITF Premium Increase	Office of the Governor	0.0	0.0	9.0
Retirement Adjustment	Office of the Governor	0.0	0.0	0.4
	Uses Total	**4,737.4**	**6,524.3**	**6,527.0**
Drug Treatment and Education Fund Ending Balance		**529.6**	**287.3**	**42.3**

Fund Number GV2439 Prevention of Child Abuse Fund

A.R.S. § 41-109

Revenue is received from the sale and renewal of child abuse prevention special plates and is used for programs to prevent child abuse.

		FY 2022	FY 2023	FY 2024
Sources				
Beginning Balance		371.0	159.1	144.3
Revenues	Office of the Governor	181.0	196.7	196.7
	Sources Total	**552.0**	**355.8**	**341.0**
Uses				
Non-Appropriated Expenditures	Office of the Governor	392.9	211.5	211.5
Retirement Adjustment	Office of the Governor	0.0	0.0	0.1
	Uses Total	**392.9**	**211.5**	**211.6**
Prevention of Child Abuse Fund Ending Balance		**159.1**	**144.3**	**129.4**

Sources and Uses of All Major State Funds

Fund Number GV2500 IGA and ISA Fund

A.R.S. § 35-142

Revenues are received from and are used for the requirements of any inter-agency or inter-governmental agreements of the agency.

		FY 2022	FY 2023	FY 2024
Sources				
Beginning Balance		2,399.7	2,038.4	1,051.2
Revenues	Office of the Governor	858.8	1,100.0	1,100.0
	Sources Total	**3,258.5**	**3,138.4**	**2,151.2**
Uses				
Non-Appropriated Expenditures	Office of the Governor	1,220.1	2,087.2	2,087.2
HITF Backout	Office of the Governor	0.0	0.0	(9.9)
HITF Premium Increase	Office of the Governor	0.0	0.0	13.3
Retirement Adjustment	Office of the Governor	0.0	0.0	1.0
	Uses Total	**1,220.1**	**2,087.2**	**2,091.6**
	IGA and ISA Fund Ending Balance	**2,038.4**	**1,051.2**	**59.6**

Fund Number GV2975 Title VI - Coronavirus Relief Fund

A.R.S. § 35-142

Revenue is received from the Federal Coronavirus Aid, Relief, and Economic Security Act (CARES Act) and is used for expenses related to the Coronavirus Disease 2019 (COVID–19) public health emergency.

		FY 2022	FY 2023	FY 2024
Sources				
Beginning Balance		110,629.7	11,967.4	0.0
	Sources Total	**110,629.7**	**11,967.4**	**0.0**
Uses				
Non-Appropriated Expenditures	Office of the Governor	98,662.3	11,967.4	0.0
	Uses Total	**98,662.3**	**11,967.4**	**0.0**
	Title VI - Coronavirus Relief Fund Ending Balance	**11,967.4**	**0.0**	**0.0**

Sources and Uses of All Major State Funds

Fund Number GV2980 Governor's Emergency Education Relief Fund

A.R.S. § 35-142

Revenues are derived from both the Federal Coronavirus Aid, Relief, and Economic Security Act (CARES Act) and the Coronavirus Response and Relief Supplemental Appropriations Act (CRRSAA) and are disbursed via the Governor's Office. The funds are utilized to provide additional support to K-12 and Higher Education institutions that have been most significantly impacted by COVID-19.

		FY 2022	FY 2023	FY 2024
Sources				
Beginning Balance		0.0	0.0	0.0
Revenues	Office of the Governor	14,137.6	56,038.1	0.0
	Sources Total	**14,137.6**	**56,038.1**	**0.0**
Uses				
Non-Appropriated Expenditures	Office of the Governor	14,137.6	56,038.1	0.0
	Uses Total	**14,137.6**	**56,038.1**	**0.0**
Governor's Emergency Education Relief Fund Ending Balance		**0.0**	**0.0**	**0.0**

Fund Number GV2985 Coronavirus State and Local Fiscal Recovery Fund

A.R.S. § 35-142

Revenue is received from the American Rescue Plan Act (ARPA) and is used for expenses related to the mitigation and recovery from the Coronavirus Disease 2019 (COVID–19) public health emergency.

		FY 2022	FY 2023	FY 2024
Sources				
Beginning Balance		2,157,889.8	2,314,989.7	1,161,908.9
Revenues	Office of the Governor	2,204,779.6	0.0	0.0
	Sources Total	**4,362,669.4**	**2,314,989.7**	**1,161,908.9**
Uses				
Non-Appropriated Expenditures	Office of the Governor	2,047,679.7	1,153,080.8	1,153,080.8
	Uses Total	**2,047,679.7**	**1,153,080.8**	**1,153,080.8**
Coronavirus State and Local Fiscal Recovery Fund Ending Balance		**2,314,989.7**	**1,161,908.9**	**8,828.1**

Sources and Uses of All Major State Funds

Fund Number GV3206 Governor's Endowment Partnership Fund

A.R.S. § 41-1105

Revenues from donations are used to promote the interests of the state and encourage public service to Arizona by its citizens.

		FY 2022	FY 2023	FY 2024
Sources				
Beginning Balance		332.3	257.2	120.6
Revenues	Office of the Governor	70.0	155.5	130.5
	Sources Total	**402.3**	**412.7**	**251.1**
Uses				
Non-Appropriated Expenditures	Office of the Governor	145.1	292.1	130.5
HITF Backout	Office of the Governor	0.0	0.0	(0.1)
HITF Premium Increase	Office of the Governor	0.0	0.0	0.1
Retirement Adjustment	Office of the Governor	0.0	0.0	0.1
	Uses Total	**145.1**	**292.1**	**130.6**
Governor's Endowment Partnership Fund Ending Balance		**257.2**	**120.6**	**120.5**

Fund Number GV3210 Human Trafficking Victim Assistance Fund

A.R.S. § 41-114

Revenues are received from civil penalties collected from an escort or escort agency or from a massage therapist or massage therapy business that violates laws pertaining to advertising their services, and are used by the Governor's Office for Children, Youth and Families to provide assistance to victims of sex trafficking, child sex trafficking, and trafficking of persons for forced labor or services.

	FY 2022	FY 2023	FY 2024
Sources			
Beginning Balance	0.4	0.4	0.4
Sources Total	**0.4**	**0.4**	**0.4**
Uses			
Uses Total	**0.0**	**0.0**	**0.0**
Human Trafficking Victim Assistance Fund Ending Balance	**0.4**	**0.4**	**0.4**

Sources and Uses of All Major State Funds

Fund Number GV3240 Crisis Contingency and Safety Net Fund

A.R.S. § 41-110

Revenues are received from monies appropriated to the fund and monies received by the Office of the Governor from any lawful public or private source, and are used following a state of emergency declaration by the Governor for certain forms of economic assistance during the state of emergency.

		FY 2022	FY 2023	FY 2024
Sources				
Beginning Balance		2,789.0	3.0	3.0
	Sources Total	**2,789.0**	**3.0**	**3.0**
Uses				
Operating Expenditures/Appropriations	Office of the Governor	197.0	0.0	0.0
Non-Appropriated Expenditures	Office of the Governor	2,589.0	0.0	0.0
	Uses Total	**2,786.0**	**0.0**	**0.0**
Crisis Contingency and Safety Net Fund Ending Balance		**3.0**	**3.0**	**3.0**

Fund Number GV9000 Indirect Cost Recovery Fund

A.R.S. § 35-142

Revenue is received from a portion of federal grants that is used to pay administrative expenses associated with the grants.

		FY 2022	FY 2023	FY 2024
Sources				
Beginning Balance		8,117.6	9,543.7	8,904.7
Revenues	Office of the Governor	2,090.9	1,851.0	1,851.0
	Sources Total	**10,208.5**	**11,394.7**	**10,755.7**
Uses				
Non-Appropriated Expenditures	Office of the Governor	664.8	2,490.0	2,490.0
HITF Backout	Office of the Governor	0.0	0.0	(15.7)
AFIS Charges	Office of the Governor	0.0	0.0	0.1
HITF Premium Increase	Office of the Governor	0.0	0.0	21.1
Retirement Adjustment	Office of the Governor	0.0	0.0	2.1
	Uses Total	**664.8**	**2,490.0**	**2,497.6**
Indirect Cost Recovery Fund Ending Balance		**9,543.7**	**8,904.7**	**8,258.2**

Sources and Uses of All Major State Funds

Fund Number HC1303 Proposition 204 Protection Account (TPTF) Fund

A.R.S. § 36-778

The Proposition 204 Protection Account Fund consists of taxes levied on various tobacco products and interest earned on these funds. These funds are used as a portion of the state match for the Proposition 204 expansion of the AHCCCS program.

		FY 2022	FY 2023	FY 2024
Sources				
Beginning Balance		6,266.2	5,138.5	5,138.5
Revenues	Arizona Health Care Cost Containment System	36,507.7	36,641.4	36,641.4
	Sources Total	**42,773.9**	**41,779.9**	**41,779.9**
Uses				
Non-Appropriated Expenditures	Arizona Health Care Cost Containment System	37,635.4	36,641.4	36,641.4
	Uses Total	**37,635.4**	**36,641.4**	**36,641.4**
Proposition 204 Protection Account (TPTF) Fund Ending Balance		**5,138.5**	**5,138.5**	**5,138.5**

Fund Number HC1304 Tobacco Products Tax Fund

A.R.S. § 36-776

This fund is used for primary care services, reimbursement of uncompensated care costs, and trauma center readiness costs. The account receives 20% of the money deposited into the Tobacco Products Tax Fund, administered by the Department of Revenue.

		FY 2022	FY 2023	FY 2024
Sources				
Beginning Balance		3,337.7	2,799.5	2,799.5
Revenues	Arizona Health Care Cost Containment System	17,383.4	17,448.3	17,448.3
	Sources Total	**20,721.1**	**20,247.8**	**20,247.8**
Uses				
Operating Expenditures/Appropriations	Arizona Health Care Cost Containment System	17,921.6	17,448.3	17,448.3
	Uses Total	**17,921.6**	**17,448.3**	**17,448.3**
Tobacco Products Tax Fund Ending Balance		**2,799.5**	**2,799.5**	**2,799.5**

Sources and Uses of All Major State Funds

Fund Number HC1306 Tobacco Tax and Health Care Fund MNA

A.R.S. § 36-771

The Tobacco Tax and Health Care Fund consists of taxes levied on various tobacco products and interest earned on these funds. Funds are used for medical program costs in various state agencies.

		FY 2022	FY 2023	FY 2024
Sources				
Beginning Balance		2,981.6	0.0	0.0
Revenues	Arizona Health Care Cost Containment System	64,009.1	67,179.7	67,179.7
	Sources Total	**66,990.7**	**67,179.7**	**67,179.7**
Uses				
Operating Expenditures/Appropriations	Arizona Health Care Cost Containment System	66,990.7	67,179.7	67,179.7
	Uses Total	**66,990.7**	**67,179.7**	**67,179.7**
	Tobacco Tax and Health Care Fund MNA Ending Balance	**0.0**	**0.0**	**0.0**

Fund Number HC2000 Federal Grants Fund

A.R.S. § 35-142

Monies in the fund come from federal grants, including federal match to non-appropriated state funds and specific federally-funded projects.

		FY 2022	FY 2023	FY 2024
Sources				
Beginning Balance		449.6	281.2	281.2
Revenues	Arizona Health Care Cost Containment System	106,147.8	192,204.0	125,932.8
	Sources Total	**106,597.4**	**192,485.2**	**126,214.0**
Uses				
Non-Appropriated Expenditures	Arizona Health Care Cost Containment System	106,316.2	192,204.0	125,932.8
HITF Backout	Arizona Health Care Cost Containment System	0.0	0.0	(26.1)
AFIS Charges	Arizona Health Care Cost Containment System	0.0	0.0	1.7
HITF Premium Increase	Arizona Health Care Cost Containment System	0.0	0.0	35.0
Risk Management Adjustment	Arizona Health Care Cost Containment System	0.0	0.0	6.1
Retirement Adjustment	Arizona Health Care Cost Containment System	0.0	0.0	4.1
	Uses Total	**106,316.2**	**192,204.0**	**125,953.6**
	Federal Grants Fund Ending Balance	**281.2**	**281.2**	**260.4**

Sources and Uses of All Major State Funds

Fund Number HC2120 AHCCCS Fund

A.R.S. § 36-2913

The fund consists of federal match for Title XIX programs. In the actual year, funds also include the county portion of state match.

		FY 2022	FY 2023	FY 2024
Sources				
Beginning Balance		95,745.8	74,505.5	74,505.5
Revenues	Arizona Health Care Cost Containment System	13,023,823.3	11,775,197.7	12,993,309.5
	Sources Total	**13,119,569.1**	**11,849,703.2**	**13,067,815.0**
Uses				
Non-Appropriated Expenditures	Arizona Health Care Cost Containment System	13,045,063.6	11,775,197.7	12,994,979.3
HITF Backout	Arizona Health Care Cost Containment System	0.0	0.0	(1,208.3)
AFIS Charges	Arizona Health Care Cost Containment System	0.0	0.0	30.8
HITF Premium Increase	Arizona Health Care Cost Containment System	0.0	0.0	1,620.9
Risk Management Adjustment	Arizona Health Care Cost Containment System	0.0	0.0	172.7
Retirement Adjustment	Arizona Health Care Cost Containment System	0.0	0.0	50.6
	Uses Total	**13,045,063.6**	**11,775,197.7**	**12,995,646.0**
	AHCCCS Fund Ending Balance	**74,505.5**	**74,505.5**	**72,169.0**

Fund Number HC2130 Delivery System Reform Incentive Payment Fund

A.R.S. § 36-2930.04

Revenues from intergovernmental transfers and federal funds will be used for projects to improve health care system coordination, integration and data analytics as applied to healthcare delivery.

		FY 2022	FY 2023	FY 2024
Sources				
Beginning Balance		52,502.0	40,002.1	40,002.1
Revenues	Arizona Health Care Cost Containment System	57,110.2	50,000.0	50,000.0
	Sources Total	**109,612.2**	**90,002.1**	**90,002.1**
Uses				
Non-Appropriated Expenditures	Arizona Health Care Cost Containment System	69,610.1	50,000.0	50,000.0
	Uses Total	**69,610.1**	**50,000.0**	**50,000.0**
	Delivery System Reform Incentive Payment Fund Ending Balance	**40,002.1**	**40,002.1**	**40,002.1**

Sources and Uses of All Major State Funds

Fund Number HC2223 Long Term Care System Fund

A.R.S. § 36-2913

In the actual year it contains statutorily-prescribed county contributions for the provision of long-term care services to AHCCCS eligible populations. In all years, the fund includes federal share for ALTCS and DES long-term care programs.

		FY 2022	FY 2023	FY 2024
Sources				
Beginning Balance		179,831.9	451,463.6	360,103.1
Revenues	Arizona Health Care Cost Containment System	4,450,578.2	4,883,545.9	4,604,431.5
	Sources Total	**4,630,410.1**	**5,335,009.5**	**4,964,534.6**
Uses				
Non-Appropriated Expenditures	Arizona Health Care Cost Containment System	4,178,946.5	4,974,906.4	4,785,162.0
AFIS Charges	Arizona Health Care Cost Containment System	0.0	0.0	7.6
	Uses Total	**4,178,946.5**	**4,974,906.4**	**4,785,169.6**
	Long Term Care System Fund Ending Balance	**451,463.6**	**360,103.1**	**179,365.0**

Fund Number HC2227 Substance Abuse Services Fund

A.R.S. § 36-2005

Funds are used to provide alcohol and other drug screening, education, or treatment services for persons ordered by the court to receive treatment who cannot afford to pay. The fund receives 23.6% of monies collected from the Medical Services Enhancement Fund, which is a 13% penalty levied on criminal offenses, motor vehicle civil violations, and game and fish violations.

		FY 2022	FY 2023	FY 2024
Sources				
Beginning Balance		853.1	527.2	527.2
Revenues	Arizona Health Care Cost Containment System	1,924.3	2,250.2	2,250.2
	Sources Total	**2,777.4**	**2,777.4**	**2,777.4**
Uses				
Operating Expenditures/Appropriations	Arizona Health Care Cost Containment System	2,250.2	2,250.2	2,250.2
	Uses Total	**2,250.2**	**2,250.2**	**2,250.2**
	Substance Abuse Services Fund Ending Balance	**527.2**	**527.2**	**527.2**

Sources and Uses of All Major State Funds

Fund Number HC2325 Substance Use Disorder Services Fund

A.R.S. § 36-2930.06

This fund was established by Laws 2018, First Special Session, Chapter 1, Section 40 to provide opioid addiction treatment to non-Title XIX members.

		FY 2022	FY 2023	FY 2024
Sources				
Beginning Balance		234.9	3,623.1	1,694.1
Revenues	Arizona Health Care Cost Containment System	6,012.5	0.0	0.0
	Sources Total	**6,247.4**	**3,623.1**	**1,694.1**
Uses				
Non-Appropriated Expenditures	Arizona Health Care Cost Containment System	2,624.3	1,929.0	1,694.1
	Uses Total	**2,624.3**	**1,929.0**	**1,694.1**
Substance Use Disorder Services Fund Ending Balance		**3,623.1**	**1,694.1**	**0.0**

Fund Number HC2410 Children's Health Insurance Program Fund

A.R.S. §36-2995

Consists of Federal Title XXI funds and member premiums, which are used to provide health coverage for chlidren eligible for the KidsCare program administered by AHCCCS and related administrative costs.

		FY 2022	FY 2023	FY 2024
Sources				
Beginning Balance		1,526.0	3,707.0	3,707.0
Revenues	Arizona Health Care Cost Containment System	147,702.6	123,622.9	126,553.7
	Sources Total	**149,228.6**	**127,329.9**	**130,260.7**
Uses				
Operating Expenditures/Appropriations	Arizona Health Care Cost Containment System	145,521.6	123,622.9	126,553.7
HITF Backout	Arizona Health Care Cost Containment System	0.0	0.0	(40.4)
ERE Corrections	Arizona Health Care Cost Containment System	0.0	0.0	1.0
AFIS Charges	Arizona Health Care Cost Containment System	0.0	0.0	1.9
HITF Premium Increase	Arizona Health Care Cost Containment System	0.0	0.0	54.2
Risk Management Adjustment	Arizona Health Care Cost Containment System	0.0	0.0	6.1
Retirement Adjustment	Arizona Health Care Cost Containment System	0.0	0.0	1.3
	Uses Total	**145,521.6**	**123,622.9**	**126,577.8**
Children's Health Insurance Program Fund Ending Balance		**3,707.0**	**3,707.0**	**3,682.9**

Sources and Uses of All Major State Funds

Fund Number HC2442 AHCCCS Intergovernmental Service Fund

A.R.S. § 36-2927

Expenditures from this fund represent purchases made by AHCCCS on behalf of the State of Hawaii for the development and management of the PMMIS system.

		FY 2022	FY 2023	FY 2024
Sources				
Beginning Balance		2,703.7	1,414.9	1,414.9
Revenues	Arizona Health Care Cost Containment System	10,119.8	14,768.2	14,768.2
	Sources Total	**12,823.5**	**16,183.1**	**16,183.1**
Uses				
Non-Appropriated Expenditures	Arizona Health Care Cost Containment System	11,408.6	14,768.2	14,768.2
HITF Backout	Arizona Health Care Cost Containment System	0.0	0.0	(0.5)
AFIS Charges	Arizona Health Care Cost Containment System	0.0	0.0	0.1
HITF Premium Increase	Arizona Health Care Cost Containment System	0.0	0.0	0.7
Retirement Adjustment	Arizona Health Care Cost Containment System	0.0	0.0	4.2
	Uses Total	**11,408.6**	**14,768.2**	**14,772.7**
	AHCCCS Intergovernmental Service Fund Ending Balance	**1,414.9**	**1,414.9**	**1,410.4**

Fund Number HC2449 Employee Recognition Fund

A.R.S. § 39-2903

This fund is used to promote employee recognition in the form of awards, mentoring, and a variety of other activities aimed at building morale and improving the quality of work life at AHCCCS,

		FY 2022	FY 2023	FY 2024
Sources				
Beginning Balance		3.6	3.6	2.6
	Sources Total	**3.6**	**3.6**	**2.6**
Uses				
Non-Appropriated Expenditures	Arizona Health Care Cost Containment System	0.0	1.0	1.0
	Uses Total	**0.0**	**1.0**	**1.0**
	Employee Recognition Fund Ending Balance	**3.6**	**2.6**	**1.6**

Sources and Uses of All Major State Funds

Fund Number HC2468 Arizona Tobacco Litigation Settlement Fund

A.R.S. § 36-2901.02

Revenues in the fund are from payments received by the State for the Master Settlement Agreement between tobacco companies and the states entered into on November 23, 1998, along with interest on those funds. The funds are used as part of the State match for the Proposition 204 AHCCCS expansion, approved by the voters on November 7, 2000.

		FY 2022	FY 2023	FY 2024
Sources				
Beginning Balance		0.0	0.0	0.0
Revenues	Arizona Health Care Cost Containment System	108,433.1	102,000.0	102,000.0
	Sources Total	**108,433.1**	**102,000.0**	**102,000.0**
Uses				
Non-Appropriated Expenditures	Arizona Health Care Cost Containment System	108,433.1	102,000.0	102,000.0
	Uses Total	**108,433.1**	**102,000.0**	**102,000.0**
Arizona Tobacco Litigation Settlement Fund Ending Balance		**0.0**	**0.0**	**0.0**

Fund Number HC2478 Budget Neutrality Compliance Fund

A.R.S. § 36-2928

This fund is a pass-through fund for county contributions for use by the Department of Economic Security for eligibility determinations.

		FY 2022	FY 2023	FY 2024
Sources				
Beginning Balance		9.8	0.0	0.0
Revenues	Arizona Health Care Cost Containment System	4,076.2	4,303.1	4,303.1
	Sources Total	**4,086.0**	**4,303.1**	**4,303.1**
Uses				
Operating Expenditures/Appropriations	Arizona Health Care Cost Containment System	4,076.2	4,303.1	4,303.1
Administrative Adjustments	Arizona Health Care Cost Containment System	9.8	0.0	0.0
	Uses Total	**4,086.0**	**4,303.1**	**4,303.1**
Budget Neutrality Compliance Fund Ending Balance		**0.0**	**0.0**	**0.0**

Sources and Uses of All Major State Funds

Fund Number HC2494 Prop 202 - Trauma and Emergency Services Fund

A.R.S. § 36-2903.07

Revenue is from 28% of tribal gaming revenues received as a result of Prop. 202, after deductions are taken for Gaming administrative and problem gambling programs. Funds are used to reimburse Arizona hospitals for unrecovered trauma center and emergency services costs.

		FY 2022	FY 2023	FY 2024
Sources				
Beginning Balance		8,510.7	9,576.5	9,576.5
Revenues	Arizona Health Care Cost Containment System	30,812.4	29,746.6	29,746.6
	Sources Total	**39,323.1**	**39,323.1**	**39,323.1**
Uses				
Non-Appropriated Expenditures	Arizona Health Care Cost Containment System	29,746.6	29,746.6	29,746.6
	Uses Total	**29,746.6**	**29,746.6**	**29,746.6**
Prop 202 - Trauma and Emergency Services Fund Ending Balance		**9,576.5**	**9,576.5**	**9,576.5**

Fund Number HC2500 IGA and ISA Fund

A.R.S. § 35-142

Revenues are received from and are used for the requirements of any inter-agency or inter-governmental agreements of the agency.

		FY 2022	FY 2023	FY 2024
Sources				
Beginning Balance		0.0	11,184.9	11,184.9
Revenues	Arizona Health Care Cost Containment System	772,867.3	1,065,527.0	1,129,466.3
	Sources Total	**772,867.3**	**1,076,711.9**	**1,140,651.2**
Uses				
Non-Appropriated Expenditures	Arizona Health Care Cost Containment System	761,682.4	1,065,527.0	1,140,649.9
HITF Backout	Arizona Health Care Cost Containment System	0.0	0.0	(0.4)
AFIS Charges	Arizona Health Care Cost Containment System	0.0	0.0	0.6
HITF Premium Increase	Arizona Health Care Cost Containment System	0.0	0.0	0.5
Retirement Adjustment	Arizona Health Care Cost Containment System	0.0	0.0	0.6
	Uses Total	**761,682.4**	**1,065,527.0**	**1,140,651.2**
IGA and ISA Fund Ending Balance		**11,184.9**	**11,184.9**	**0.0**

Sources and Uses of All Major State Funds

Fund Number HC2546 Prescription Drug Rebate Fund

A.R.S. § 36-2930

The fund receives funds (recorded in the state accounting system not as revenues but as contra-expenses) from drug manufacturers, who are required by the federal health reform bill to pay rebates to the state for drugs dispensed to individuals enrolled in a Medicaid Managed Care Organization. The federal share of these rebates is refunded to the federal government and the state portion is used for the state medicaid match.

		FY 2022	FY 2023	FY 2024
Sources				
Beginning Balance		166,664.3	160,728.9	107,503.8
Revenues	Arizona Health Care Cost Containment System	(2,500.0)	0.0	0.0
	Sources Total	**164,164.3**	**160,728.9**	**107,503.8**
Uses				
Operating Expenditures/Appropriations	Arizona Health Care Cost Containment System	(2,900.5)	165,160.8	165,160.8
Non-Appropriated Expenditures	Arizona Health Care Cost Containment System	6,335.9	(111,935.7)	(186,190.2)
HITF Backout	Arizona Health Care Cost Containment System	0.0	0.0	(1.2)
HITF Premium Increase	Arizona Health Care Cost Containment System	0.0	0.0	1.6
Retirement Adjustment	Arizona Health Care Cost Containment System	0.0	0.0	0.1
	Uses Total	**3,435.4**	**53,225.1**	**(21,028.9)**
	Prescription Drug Rebate Fund Ending Balance	**160,728.9**	**107,503.8**	**128,532.7**

Sources and Uses of All Major State Funds

Fund Number HC2555 Seriously Mentally Ill Housing Trust Fund

A.R.S. § 41-3955.01

The fund consists of monies received pursuant to A.R.S. § 44-313 and is can only be used for housing projects for the seriously mentally ill.

		FY 2022	FY 2023	FY 2024
Sources				
Beginning Balance		9,650.8	10,151.7	9,434.4
Revenues	Arizona Health Care Cost Containment System	2,046.9	2,000.0	2,000.0
	Sources Total	**11,697.7**	**12,151.7**	**11,434.4**
Uses				
Operating Expenditures/Appropriations	Arizona Health Care Cost Containment System	0.0	217.3	217.3
Administrative Adjustments	Arizona Health Care Cost Containment System	200.0	0.0	0.0
Non-Appropriated Expenditures	Arizona Health Care Cost Containment System	1,346.0	2,500.0	2,500.0
ERE Corrections	Arizona Health Care Cost Containment System	0.0	0.0	0.2
Retirement Adjustment	Arizona Health Care Cost Containment System	0.0	0.0	0.2
	Uses Total	**1,546.0**	**2,717.3**	**2,717.7**
	Seriously Mentally Ill Housing Trust Fund Ending Balance	**10,151.7**	**9,434.4**	**8,716.7**

Fund Number HC2567 Nursing Facility Provider Assessment Fund

A.R.S. § 36-2999.53

This non-appropriated fund receives revenue from a nursing facility provider tax. These funds are matched with federal funds and then used make supplemental payments back to the nursing facilities.

		FY 2022	FY 2023	FY 2024
Sources				
Beginning Balance		3,556.5	828.5	608.5
Revenues	Arizona Health Care Cost Containment System	121,601.1	114,636.8	101,756.9
	Sources Total	**125,157.6**	**115,465.3**	**102,365.4**
Uses				
Non-Appropriated Expenditures	Arizona Health Care Cost Containment System	124,329.1	114,856.8	101,976.9
AFIS Charges	Arizona Health Care Cost Containment System	0.0	0.0	0.1
Retirement Adjustment	Arizona Health Care Cost Containment System	0.0	0.0	0.2
	Uses Total	**124,329.1**	**114,856.8**	**101,977.2**
	Nursing Facility Provider Assessment Fund Ending Balance	**828.5**	**608.5**	**388.2**

Sources and Uses of All Major State Funds

Fund Number HC2576 Hospital Assessment Fund

A.R.S. § 36-2901.09

This fund is used to support the Proposition 204 and Newly Eligible Adult Medicaid programs. Revenues are generated from an assessment on hospital revenues, discharges, or bed days.

		FY 2022	FY 2023	FY 2024
Sources				
Beginning Balance		121,312.4	114,315.7	142,682.3
Revenues	Arizona Health Care Cost Containment System	533,078.1	577,277.1	577,277.1
	Sources Total	**654,390.5**	**691,592.8**	**719,959.4**
Uses				
Non-Appropriated Expenditures	Arizona Health Care Cost Containment System	540,074.8	548,910.5	610,641.8
AFIS Charges	Arizona Health Care Cost Containment System	0.0	0.0	11.8
	Uses Total	**540,074.8**	**548,910.5**	**610,653.6**
	Hospital Assessment Fund Ending Balance	**114,315.7**	**142,682.3**	**109,305.8**

Fund Number HC2588 Health Care Investment Fund

A.R.S. § 36-2999.73

Revenues consist of assessment fees on hospitals, earned interest, and legislative appropriations. Monies are used for directed payments to hospitals, to increase the reimbursement rates for services provided under the dental fee schedule and physician fee schedule, and to cover administrative costs.

		FY 2022	FY 2023	FY 2024
Sources				
Beginning Balance		59,934.4	77,459.4	77,459.4
Revenues	Arizona Health Care Cost Containment System	409,773.7	507,474.9	581,362.4
	Sources Total	**469,708.1**	**584,934.3**	**658,821.8**
Uses				
Administrative Adjustments	Arizona Health Care Cost Containment System	89,445.9	0.0	0.0
Non-Appropriated Expenditures	Arizona Health Care Cost Containment System	302,802.8	507,474.9	642,649.7
Retirement Adjustment	Arizona Health Care Cost Containment System	0.0	0.0	0.4
	Uses Total	**392,248.7**	**507,474.9**	**642,650.1**
	Health Care Investment Fund Ending Balance	**77,459.4**	**77,459.4**	**16,171.7**

Sources and Uses of All Major State Funds

Fund Number HC2735 Children's Behavioral Health Services Fund

A.R.S. § 36-3436

Revenues consist of legislative appropriations, earned interest, and gifts or donations. Monies are used to contract for children's behavioral health services for eligible children.

		FY 2022	FY 2023	FY 2024
Sources				
Beginning Balance		8,000.0	6,955.5	3,477.8
	Sources Total	**8,000.0**	**6,955.5**	**3,477.8**
Uses				
Non-Appropriated Expenditures	Arizona Health Care Cost Containment System	1,044.5	3,477.7	3,477.7
	Uses Total	**1,044.5**	**3,477.7**	**3,477.7**
Children's Behavioral Health Services Fund Ending Balance		**6,955.5**	**3,477.8**	**0.1**

Fund Number HC2975 Coronavirus Relief Fund

A.R.S. § 35-142

Revenue is received from the Federal Coronavirus Aid, Relief, and Economic Security Act (CARES Act) and is used for expenses related to the Coronavirus Disease 2019 (COVID19) public health emergency.

		FY 2022	FY 2023	FY 2024
Sources				
Beginning Balance		0.0	0.0	0.0
Revenues	Arizona Health Care Cost Containment System	908.2	0.0	0.0
	Sources Total	**908.2**	**0.0**	**0.0**
Uses				
Non-Appropriated Expenditures	Arizona Health Care Cost Containment System	908.2	0.0	0.0
	Uses Total	**908.2**	**0.0**	**0.0**
Coronavirus Relief Fund Ending Balance		**0.0**	**0.0**	**0.0**

Sources and Uses of All Major State Funds

Fund Number HC2985 AHCCCS Coronavirus State and Local Fiscal Recovery Fund

A.R.S. § 35-142

Revenue is received from the American Rescue Plan Act (ARPA) and is used for expenses related to the mitigation and recovery from the Coronavirus Disease 2019 (COVID-19) public health emergency.

		FY 2022	FY 2023	FY 2024
Sources				
Beginning Balance		0.0	0.0	0.0
Revenues	Arizona Health Care Cost Containment System	2,300.0	0.0	0.0
	Sources Total	**2,300.0**	**0.0**	**0.0**
Uses				
Administrative Adjustments	Arizona Health Care Cost Containment System	2,300.0	0.0	0.0
	Uses Total	**2,300.0**	**0.0**	**0.0**
AHCCCS Coronavirus State and Local Fiscal Recovery Fund Ending Balance		**0.0**	**0.0**	**0.0**

Fund Number HC3791 AHCCCS - 3rd Party Collection Fund

A.R.S. § 36-2913 (D)

This fund consists of recoveries from third parties for AHCCCS costs. Expenses are distributions to the AHCCCS fund, ALTCS fund, or KidsCare fund, and are used to offset state and federal obligations for these programs. Contractor fees are also included in expenditures.

		FY 2022	FY 2023	FY 2024
Sources				
Beginning Balance		5,296.6	12,390.0	12,390.0
Revenues	Arizona Health Care Cost Containment System	3,139.8	2,470.1	2,470.1
	Sources Total	**8,436.4**	**14,860.1**	**14,860.1**
Uses				
Non-Appropriated Expenditures	Arizona Health Care Cost Containment System	(3,953.6)	2,470.1	2,470.1
AFIS Charges	Arizona Health Care Cost Containment System	0.0	0.0	0.1
	Uses Total	**(3,953.6)**	**2,470.1**	**2,470.2**
AHCCCS - 3rd Party Collection Fund Ending Balance		**12,390.0**	**12,390.0**	**12,389.9**

Sources and Uses of All Major State Funds

Fund Number HC4503 IGAs for County BHS Fund

A.R.S. § 36-108.01

Revenues are from select counties that contract with the Department of Health Services to provide behavioral health services to persons identified as needing behavioral health services through agreements with the counties.

		FY 2022	FY 2023	FY 2024
Sources				
Beginning Balance		5.3	0.0	0.0
Revenues	Arizona Health Care Cost Containment System	76,951.7	74,919.8	78,165.1
	Sources Total	**76,957.0**	**74,919.8**	**78,165.1**
Uses				
Administrative Adjustments	Arizona Health Care Cost Containment System	449.4	0.0	0.0
Non-Appropriated Expenditures	Arizona Health Care Cost Containment System	76,507.6	74,919.8	78,165.1
	Uses Total	**76,957.0**	**74,919.8**	**78,165.1**
	IGAs for County BHS Fund Ending Balance	**0.0**	**0.0**	**0.0**

Fund Number HC9691 County Funds

ARS § 11-292

The revenues in this fund are from county contributions for the AHCCCS Acute and ALTCS programs. While actual revenues are recorded in the AHCCCS Fund or the ALTCS Fund, forecast revenues are displayed in a separate fund for purposes of clarity. These funds are expended as a portion of the State match for AHCCCS programs.

		FY 2022	FY 2023	FY 2024
Sources				
Beginning Balance		0.0	0.0	0.0
Revenues	Arizona Health Care Cost Containment System	0.0	397,550.9	406,096.1
	Sources Total	**0.0**	**397,550.9**	**406,096.1**
Uses				
Non-Appropriated Expenditures	Arizona Health Care Cost Containment System	0.0	397,550.9	406,096.1
	Uses Total	**0.0**	**397,550.9**	**406,096.1**
	County Funds Ending Balance	**0.0**	**0.0**	**0.0**

Sources and Uses of All Major State Funds

Fund Number HD1410 Home Investment Partnership Act Fund

A.R.S. § 35-142

The HOME Investment Partnerships Program (HOME) provides formula grants to states and localities that communities use - often in partnership with local nonprofit groups - to fund a wide range of activities including building, buying, and/or rehabilitating affordable housing for rent or homeownership or providing direct rental assistance to low-income people.

		FY 2022	FY 2023	FY 2024
Sources				
Beginning Balance		0.0	10,482.0	12,344.1
Revenues	Department of Housing	12,774.5	4,922.8	4,922.8
	Sources Total	**12,774.5**	**15,404.8**	**17,266.9**
Uses				
Non-Appropriated Expenditures	Department of Housing	2,292.5	3,060.7	3,060.7
	Uses Total	**2,292.5**	**3,060.7**	**3,060.7**
Home Investment Partnership Act Fund Ending Balance		**10,482.0**	**12,344.1**	**14,206.2**

Fund Number HD2000 Federal Grants Fund

A.R.S. § 35-142

All federal funding for the Department comes in the form of grants from the U.S. Department of Housing and Urban Development and the U.S. Department of Treasury. With few exceptions, this funding is administered by the State as pass through funding in the form of loans or grants to local governments, tribes, public housing authorities, non-profits, or for-profit housing developers, or other social service agencies.

		FY 2022	FY 2023	FY 2024
Sources				
Beginning Balance		10,518.2	0.0	0.0
Revenues	Department of Housing	84,201.0	88,800.4	88,820.7
	Sources Total	**94,719.2**	**88,800.4**	**88,820.7**
Uses				
Non-Appropriated Expenditures	Department of Housing	94,719.2	88,800.4	88,800.4
Rent Adjustment	Department of Housing	0.0	0.0	2.5
HITF Backout	Department of Housing	0.0	0.0	(24.7)
AFIS Charges	Department of Housing	0.0	0.0	0.9
HITF Premium Increase	Department of Housing	0.0	0.0	33.1
Retirement Adjustment	Department of Housing	0.0	0.0	8.5
	Uses Total	**94,719.2**	**88,800.4**	**88,820.7**
Federal Grants Fund Ending Balance		**0.0**	**0.0**	**0.0**

Sources and Uses of All Major State Funds

Fund Number HD2159 DPS-FBI Fingerprint Fund

A.R.S. § 5-104(N) and A.R.S. § 5-107.01E

The fund provides a separate accounting for the collection and payment of fees for fingerprint processing. Fees for fingerprints are transferred to DPS.

		FY 2022	FY 2023	FY 2024
Sources				
Beginning Balance		1.8	2.5	3.2
Revenues	Department of Housing	7.0	7.0	7.0
	Sources Total	**8.8**	**9.5**	**10.2**
Uses				
Non-Appropriated Expenditures	Department of Housing	6.3	6.3	6.3
	Uses Total	**6.3**	**6.3**	**6.3**
	DPS-FBI Fingerprint Fund Ending Balance	**2.5**	**3.2**	**3.9**

Fund Number HD2200 Arizona Department of Housing Program Fund

A.R.S. § 35-142E

The Housing Program Fund receives most of its revenues from Section 8 Project-Based Contract Fees and LIHTC-related Fees. This fund is used to pay the costs of administering the programs from which the deposits are received and for other departmental programs.

		FY 2022	FY 2023	FY 2024
Sources				
Beginning Balance		21,239.2	26,951.5	30,859.8
Revenues	Department of Housing	13,536.9	14,516.5	14,516.5
	Sources Total	**34,776.1**	**41,468.0**	**45,376.3**
Uses				
Non-Appropriated Expenditures	Department of Housing	7,824.6	10,608.2	10,608.2
HITF Backout	Department of Housing	0.0	0.0	(91.2)
AFIS Charges	Department of Housing	0.0	0.0	0.3
HITF Premium Increase	Department of Housing	0.0	0.0	122.3
Risk Management Adjustment	Department of Housing	0.0	0.0	(0.3)
	Uses Total	**7,824.6**	**10,608.2**	**10,639.3**
	Arizona Department of Housing Program Fund Ending Balance	**26,951.5**	**30,859.8**	**34,737.0**

Sources and Uses of All Major State Funds

Fund Number HD2235 Housing Trust Fund

A.R.S. § 41-3955

This fund receives $2.5 million in proceeds from the State's unclaimed property revenues, as well as interest income and, occasionally, prior year reimbursements from the federal government. The fund is primarily used to provide housing opportunities to low and moderate income households and for housing affordability programs. A portion of monies is set aside for housing in rural areas. Monies may be spent on constructing or renovating facilitie and on housing assistance for persons who have been determined to be seriously mentally ill and chronically resistant to treatment.

		FY 2022	FY 2023	FY 2024
Sources				
Beginning Balance		44,698.8	39,116.8	30,486.5
Revenues	Department of Housing	12,303.3	12,303.3	12,303.3
	Sources Total	**57,002.1**	**51,420.1**	**42,789.8**
Uses				
Operating Expenditures/Appropriations	Department of Housing	322.7	367.4	367.4
Non-Appropriated Expenditures	Department of Housing	17,562.6	20,566.2	20,566.2
Rent Adjustment	Department of Housing	0.0	0.0	0.1
HITF Backout	Department of Housing	0.0	0.0	(11.5)
AFIS Charges	Department of Housing	0.0	0.0	0.1
HITF Premium Increase	Department of Housing	0.0	0.0	15.4
Fleet Charges	Department of Housing	0.0	0.0	7.0
	Uses Total	**17,885.3**	**20,933.6**	**20,944.7**
	Housing Trust Fund Ending Balance	**39,116.8**	**30,486.5**	**21,845.0**

Fund Number HD2237 Mobile Home Relocation Fund

A.R.S. § 33-1476.02

Funds are used to pay premiums and other costs of purchasing insurance coverage for tenant relocation costs from a private licensed insurer. Sources of revenue include assessments collected from mobile home owners and interest earnings.

		FY 2022	FY 2023	FY 2024
Sources				
Beginning Balance		7,663.2	7,666.4	7,666.0
Revenues	Department of Housing	40.1	40.1	40.1
	Sources Total	**7,703.3**	**7,706.5**	**7,706.1**
Uses				
Non-Appropriated Expenditures	Department of Housing	36.9	40.5	40.5
HITF Backout	Department of Housing	0.0	0.0	(0.2)
HITF Premium Increase	Department of Housing	0.0	0.0	0.3
	Uses Total	**36.9**	**40.5**	**40.6**
	Mobile Home Relocation Fund Ending Balance	**7,666.4**	**7,666.0**	**7,665.5**

Sources and Uses of All Major State Funds

Fund Number HD2500 IGA and ISA Fund

A.R.S. § 35-142

Revenues are received from and are used for the requirements of any inter-agency or inter-governmental agreements of the agency.

		FY 2022	FY 2023	FY 2024
Sources				
Beginning Balance		603.8	0.0	0.0
Revenues	Department of Housing	4,677.0	4,677.0	4,677.0
	Sources Total	**5,280.8**	**4,677.0**	**4,677.0**
Uses				
Non-Appropriated Expenditures	Department of Housing	5,280.8	4,677.0	4,677.0
	Uses Total	**5,280.8**	**4,677.0**	**4,677.0**
	IGA and ISA Fund Ending Balance	**0.0**	**0.0**	**0.0**

Fund Number HD2976 CDBG-CV CARES Act Fund

A.R.S. § 35-142

Pass-through account to draw down HUD-approved CDBG-CV project funding from the CARES Act. Funds are used for various statewide initiatives to respond to the COVID-19 pandemic.

		FY 2022	FY 2023	FY 2024
Sources				
Beginning Balance		0.0	3.1	3.1
Revenues	Department of Housing	17,528.6	0.0	0.0
	Sources Total	**17,528.6**	**3.1**	**3.1**
Uses				
Non-Appropriated Expenditures	Department of Housing	17,525.5	0.0	0.0
	Uses Total	**17,525.5**	**0.0**	**0.0**
	CDBG-CV CARES Act Fund Ending Balance	**3.1**	**3.1**	**3.1**

Fund Number HD2985 ADOH Coronavirus State and Local Fiscal Recovery Fund

A.R.S. § 35-142

Revenue is received from the American Rescue Plan Act (ARPA) and is used for expenses related to the mitigation and recovery from the Coronavirus Disease 2019 (COVID-19) public health emergency.

		FY 2022	FY 2023	FY 2024
Sources				
Beginning Balance		0.0	7,349.4	0.0
Revenues	Department of Housing	22,750.0	67,250.0	0.0
	Sources Total	**22,750.0**	**74,599.4**	**0.0**
Uses				
Non-Appropriated Expenditures	Department of Housing	15,400.6	74,599.4	0.0
	Uses Total	**15,400.6**	**74,599.4**	**0.0**
	ADOH Coronavirus State and Local Fiscal Recovery Fund Ending Balance	**7,349.4**	**0.0**	**0.0**

Sources and Uses of All Major State Funds

Fund Number HD2986 Homeowner Assistance Fund

A.R.S. § 35-142

Funds were received from the Federal American Recovery Plan Act (ARPA) in response to COVID-19. Funds are used for financial and mortgage assistance to homeowners.

		FY 2022	FY 2023	FY 2024
Sources				
Beginning Balance		19,698.4	171,304.1	109,113.8
Revenues	Department of Housing	177,285.9	0.0	0.0
	Sources Total	**196,984.3**	**171,304.1**	**109,113.8**
Uses				
Non-Appropriated Expenditures	Department of Housing	25,680.2	62,190.3	62,190.3
	Uses Total	**25,680.2**	**62,190.3**	**62,190.3**
	Homeowner Assistance Fund Ending Balance	**171,304.1**	**109,113.8**	**46,923.5**

Fund Number HD2999 Federal Economic Recovery Fund

A.R.S. § 41-3951; A.R.S. § 35-142

Funds received from the American Recovery and Reinvestment Act of 2009 (ARRA) and the repayment of loans distributed during the ARRA program. Funds are used in accordance with the guidelines established by the federal government.

		FY 2022	FY 2023	FY 2024
Sources				
Beginning Balance		1,101.3	1,228.9	1,356.5
Revenues	Department of Housing	127.6	127.6	127.6
	Sources Total	**1,228.9**	**1,356.5**	**1,484.1**
Uses				
	Uses Total	**0.0**	**0.0**	**0.0**
	Federal Economic Recovery Fund Ending Balance	**1,228.9**	**1,356.5**	**1,484.1**

Fund Number HD3090 Manufactured Housing Consumer Recovery Fund

A.R.S. § 41-4041

Sources of revenue include fees charged to dealers and brokers of manufactured homes, mobile homes, or factory-built buildings designed for residential use. Monies are used for education in connection with the manufactured housing industry and to make payment on damage claims filed by consumers.

		FY 2022	FY 2023	FY 2024
Sources				
Beginning Balance		661.1	709.9	758.5
Revenues	Department of Housing	48.8	48.6	48.6
	Sources Total	**709.9**	**758.5**	**807.1**
Uses				
	Uses Total	**0.0**	**0.0**	**0.0**
	Manufactured Housing Consumer Recovery Fund Ending Balance	**709.9**	**758.5**	**807.1**

Sources and Uses of All Major State Funds

Fund Number HD3202 Housing Choice Voucher Emergency Housing Fund

A.R.S. § 35-142

Revenues are from federal funds received from the U.S. Department of Housing and Urban Development (HUD) and are used to provide housing voucher assistance to families and individuals who are homeless, ar risk of homelessness, or have a high risk of housing instability during the COVID-19 pandemic.

		FY 2022	FY 2023	FY 2024
Sources				
Beginning Balance		98.9	218.3	336.9
Revenues	Department of Housing	133.8	133.8	133.8
	Sources Total	**232.7**	**352.1**	**470.7**
Uses				
Non-Appropriated Expenditures	Department of Housing	14.4	15.2	15.2
	Uses Total	**14.4**	**15.2**	**15.2**
Housing Choice Voucher Emergency Housing Fund Ending Balance		**218.3**	**336.9**	**455.5**

Fund Number HD3240 Crisis Contingency and Safety Net Fund

A.R.S. 41-110

The Crisis Contingency and Safety Net Fund was established for use during a state of emergency, and is used to provide economic assistance in the form of housing assistance, homelessness services, small business assistance, monies for food bank operations, and other direct resources to communities most affected by the emergency.

		FY 2022	FY 2023	FY 2024
Sources				
Beginning Balance		82.7	0.0	0.0
Revenues	Department of Housing	(17.8)	0.0	0.0
	Sources Total	**64.9**	**0.0**	**0.0**
Uses				
Non-Appropriated Expenditures	Department of Housing	64.9	0.0	0.0
	Uses Total	**64.9**	**0.0**	**0.0**
Crisis Contingency and Safety Net Fund Ending Balance		**0.0**	**0.0**	**0.0**

Sources and Uses of All Major State Funds

Fund Number HD3722 Manufactured Housing Cash Bonds Fund

A.R.S. § 41-4010

Revenues include bonds paid to the Manufactured Housing and Buildings Division by manufactured home dealers. The proceeds of a cash bond are paid to someone who is damaged by the failure of the principal to perform a sales or installation agreement or to perform repairs under warranty.

		FY 2022	FY 2023	FY 2024
Sources				
Beginning Balance		670.2	667.7	667.7
Revenues	Department of Housing	(2.5)	0.0	0.0
	Sources Total	**667.7**	**667.7**	**667.7**
Uses				
	Uses Total	**0.0**	**0.0**	**0.0**
	Manufactured Housing Cash Bonds Fund Ending Balance	**667.7**	**667.7**	**667.7**

Fund Number HD8610 Home ARPA Fund

A.R.S. § 35-142

The HOME Investment Partnerships American Rescue Plan Program (HOME-ARP) provides funding to HOME Participating Jurisdictions to reduce homelessness and increase housing stability across the country.

		FY 2022	FY 2023	FY 2024
Sources				
Beginning Balance		0.0	0.5	1.0
Revenues	Department of Housing	1.5	1.5	0.0
	Sources Total	**1.5**	**2.0**	**1.0**
Uses				
Non-Appropriated Expenditures	Department of Housing	1.0	1.0	1.0
	Uses Total	**1.0**	**1.0**	**1.0**
	Home ARPA Fund Ending Balance	**0.5**	**1.0**	**0.0**

Fund Number HD9919 Housing Stability Counseling Fund

A.R.S. § 35-142

Housing Stability Counseling Program will provide grants to support housing counseling for households facing housing instability, such as eviction, default, foreclosure, loss of income or homelessness.

		FY 2022	FY 2023	FY 2024
Sources				
Beginning Balance		0.0	55.3	110.6
Revenues	Department of Housing	159.9	159.9	159.9
	Sources Total	**159.9**	**215.2**	**270.5**
Uses				
Non-Appropriated Expenditures	Department of Housing	104.6	104.6	104.6
	Uses Total	**104.6**	**104.6**	**104.6**
	Housing Stability Counseling Fund Ending Balance	**55.3**	**110.6**	**165.9**

Sources and Uses of All Major State Funds

Fund Number HE2041 Homeopathic Medical Examiners Fund

A.R.S. § 32-2906

Revenues are the fees, fines, and other revenue received by the Board. Funds are used to license and regulate medical physicians who practice homeopathy.

		FY 2022	FY 2023	FY 2024
Sources				
Beginning Balance		58.2	55.2	43.7
Revenues	Board of Homeopathic Medical Examiners	43.2	40.4	37.5
	Sources Total	**101.4**	**95.6**	**81.2**
Uses				
Operating Expenditures/Appropriations	Board of Homeopathic Medical Examiners	45.4	51.9	51.9
Administrative Adjustments	Board of Homeopathic Medical Examiners	0.8	0.0	0.0
HITF Backout	Board of Homeopathic Medical Examiners	0.0	0.0	(0.6)
ERE Corrections	Board of Homeopathic Medical Examiners	0.0	0.0	10.0
HITF Premium Increase	Board of Homeopathic Medical Examiners	0.0	0.0	0.8
Risk Management Adjustment	Board of Homeopathic Medical Examiners	0.0	0.0	(0.4)
Retirement Adjustment	Board of Homeopathic Medical Examiners	0.0	0.0	0.1
	Uses Total	**46.2**	**51.9**	**61.8**
	Homeopathic Medical Examiners Fund Ending Balance	**55.2**	**43.7**	**19.4**

Fund Number HG2500 IGA and ISA Fund

A.R.S. § 35-142

Revenues are received from and are used for the requirements of any inter-agency or inter-governmental agreements of the agency.

		FY 2022	FY 2023	FY 2024
Sources				
Beginning Balance		60.6	0.0	0.0
Revenues	Office of Administrative Hearings	805.8	848.0	850.5
	Sources Total	**866.4**	**848.0**	**850.5**
Uses				
Non-Appropriated Expenditures	Office of Administrative Hearings	805.8	848.0	848.0
HITF Backout	Office of Administrative Hearings	0.0	0.0	(4.6)
ERE Corrections	Office of Administrative Hearings	0.0	0.0	1.0
HITF Premium Increase	Office of Administrative Hearings	0.0	0.0	6.2
Transfer Due to Fund Balance Cap	Office of Administrative Hearings	60.6	0.0	0.0
Risk Management Adjustment	Office of Administrative Hearings	0.0	0.0	(0.7)
Retirement Adjustment	Office of Administrative Hearings	0.0	0.0	0.6
	Uses Total	**866.4**	**848.0**	**850.5**
	IGA and ISA Fund Ending Balance	**0.0**	**0.0**	**0.0**

Sources and Uses of All Major State Funds

Fund Number HI2000 — Federal Grants Fund

A.R.S. § 35-142

Revenue from federal grants to be used as specified in the grant.

			FY 2022	FY 2023	FY 2024
Sources					
Beginning Balance			9.6	31.0	51.0
Revenues	Arizona Historical Society		690.3	50.0	50.0
		Sources Total	**699.9**	**81.0**	**101.0**
Uses					
Non-Appropriated Expenditures	Arizona Historical Society		668.9	30.0	30.0
		Uses Total	**668.9**	**30.0**	**30.0**
		Federal Grants Fund Ending Balance	**31.0**	**51.0**	**71.0**

Fund Number HI2025 — Donations Fund

A.R.S. § 35-142

Statewide donations are received from membership dues, private donations and grants, donation box revenue, education tours and special program events. Statewide donations cover operating expenses, cost of printing the Journal of Arizona History four times per year, salary & ERE of staff not paid through appropriated dollars or earned income, programming expenses, exhibit production costs, repairs and travel cost.

			FY 2022	FY 2023	FY 2024
Sources					
Beginning Balance			3,132.5	3,294.7	3,051.8
Revenues	Arizona Historical Society		348.0	408.5	408.5
		Sources Total	**3,480.5**	**3,703.2**	**3,460.3**
Uses					
Non-Appropriated Expenditures	Arizona Historical Society		185.8	651.4	825.6
HITF Backout	Arizona Historical Society		0.0	0.0	(1.4)
AFIS Charges	Arizona Historical Society		0.0	0.0	0.2
HITF Premium Increase	Arizona Historical Society		0.0	0.0	1.9
Retirement Adjustment	Arizona Historical Society		0.0	0.0	0.2
		Uses Total	**185.8**	**651.4**	**826.5**
		Donations Fund Ending Balance	**3,294.7**	**3,051.8**	**2,633.8**

Sources and Uses of All Major State Funds

Fund Number HI2026 — Non Expendable Trust Fund

A.R.S. § 35-142

This trust fund holds donations limited by specific donor intent. The use of these funds is restricted based on the donor's intent, including the use of the fund balance. Only the interest earned by the fund each year can be expended, per donor restrictions.

		FY 2022	FY 2023	FY 2024
Sources				
Beginning Balance		147.2	147.5	147.9
Revenues	Arizona Historical Society	0.3	0.4	0.4
	Sources Total	**147.5**	**147.9**	**148.3**
Uses				
	Uses Total	**0.0**	**0.0**	**0.0**
	Non Expendable Trust Fund Ending Balance	**147.5**	**147.9**	**148.3**

Fund Number HI2125 — Historical Society Preservation/Restoration Fund

A.R.S. § 41-825

Monies are received for research and photo requests provided by the museum's library staff. Funds are used for copying, preserving, and restoring historic photographs and negatives.

		FY 2022	FY 2023	FY 2024
Sources				
Beginning Balance		49.9	73.9	92.2
Revenues	Arizona Historical Society	30.6	41.3	41.3
	Sources Total	**80.5**	**115.2**	**133.5**
Uses				
Non-Appropriated Expenditures	Arizona Historical Society	6.6	23.0	23.0
	Uses Total	**6.6**	**23.0**	**23.0**
	Historical Society Preservation/Restoration Fund Ending Balance	**73.9**	**92.2**	**110.5**

Sources and Uses of All Major State Funds

Fund Number HI2900 — Permanent AZ Historical Society Revolving Fund

A.R.S. § 41-826

The fund consists of all monies received by the society from the operation of gift shops, book shops, food service facilities, and charges for the use of or admission into any of the society's facilities. Funds are used for staffing, repairs and maintenance for the Museums.

		FY 2022	FY 2023	FY 2024
Sources				
Beginning Balance		401.9	739.3	623.4
Revenues	Arizona Historical Society	459.6	523.7	523.7
	Sources Total	**861.5**	**1,263.0**	**1,147.1**
Uses				
Non-Appropriated Expenditures	Arizona Historical Society	122.2	639.6	639.6
HITF Backout	Arizona Historical Society	0.0	0.0	(6.6)
HITF Premium Increase	Arizona Historical Society	0.0	0.0	8.9
Retirement Adjustment	Arizona Historical Society	0.0	0.0	0.5
	Uses Total	**122.2**	**639.6**	**642.4**
Permanent AZ Historical Society Revolving Fund Ending Balance		**739.3**	**623.4**	**504.8**

Fund Number HL2000 — Federal Grants Fund

A.R.S. § 35-142

This fund receives revenues from federal homeland security grants to the State of Arizona. Grant funds are passed through to local jurisdictions and state agencies to enhance the ability of Arizona to plan for, protect against, prevent, respond to, and recover from terrorist incidents and other hazards. Funds are also used to manage and administer the grant program.

		FY 2022	FY 2023	FY 2024
Sources				
Beginning Balance		(0.2)	0.1	0.1
Revenues	Department of Homeland Security	25,147.3	26,474.6	26,474.6
	Sources Total	**25,147.1**	**26,474.7**	**26,474.7**
Uses				
Non-Appropriated Expenditures	Department of Homeland Security	25,147.0	26,474.6	26,474.6
HITF Backout	Department of Homeland Security	0.0	0.0	(20.4)
AFIS Charges	Department of Homeland Security	0.0	0.0	0.2
HITF Premium Increase	Department of Homeland Security	0.0	0.0	27.4
Risk Management Adjustment	Department of Homeland Security	0.0	0.0	(14.4)
Retirement Adjustment	Department of Homeland Security	0.0	0.0	1.2
	Uses Total	**25,147.0**	**26,474.6**	**26,468.6**
	Federal Grants Fund Ending Balance	**0.1**	**0.1**	**6.1**

Note: The negative FY 2022 beginning balance is a result of the timing of when federal reimbursements were obtained.

Sources and Uses of All Major State Funds

Fund Number HO3127 Legislative, Executive, Judicial Public Buildings Land Fund

A.R.S. § 37-525

Monies are received from the lease and sale of lands granted to Legislative, Executive, and Judicial Public Buildings through Arizona's Enabling Act, Section 25, as well as interest on the fund. The fund is used to provide a continuous source of monies for legislative, executive, and judicial buildings in the State.

		FY 2022	FY 2023	FY 2024
Sources				
Beginning Balance		0.1	0.0	0.0
	Sources Total	**0.1**	**0.0**	**0.0**
Uses				
Non-Appropriated Expenditures	House of Representatives	0.1	0.0	0.0
	Uses Total	**0.1**	**0.0**	**0.0**
Legislative, Executive, Judicial Public Buildings Land Fund Ending Balance		**0.0**	**0.0**	**0.0**

Fund Number HS1120 Smart and Safe Arizona Fund

A.R.S. 36-2856

Revenues come from a 16% excise tax applied to adult-use marijuana and marijuana products; application, license, and biannual renewal fees; assessments against licensees who violate statute, rule, or other public health standards; private donations; and interest earnings. The fund is used to cover administrative costs to agencies that receive funds, enforcement of Prop 207, and distributions to community colleges, municipal police and fire departments, the Justice Reinvestment Fund at DHS, and the Highway User Fund at ADOT.

		FY 2022	FY 2023	FY 2024
Sources				
Beginning Balance		688.7	372.4	400.1
Revenues	Department of Health Services	7,527.6	8,000.0	8,000.0
	Sources Total	**8,216.3**	**8,372.4**	**8,400.1**
Uses				
Non-Appropriated Expenditures	Department of Health Services	7,843.9	7,972.3	7,972.3
Retirement Adjustment	Department of Health Services	0.0	0.0	1.0
	Uses Total	**7,843.9**	**7,972.3**	**7,973.3**
Smart and Safe Arizona Fund Ending Balance		**372.4**	**400.1**	**426.8**

Sources and Uses of All Major State Funds

Fund Number HS1121 Justice Reinvestment Fund

A.R.S. 36-2863

10.0% of revenues from the Smart and Safe Arizona Fund are used to support justice reinvestment programs at the state and local level. 30% of revenues may be used for public health programs statewide.

		FY 2022	FY 2023	FY 2024
Sources				
Beginning Balance		2,415.8	9,781.1	4,926.9
Revenues	Department of Health Services	8,690.2	9,190.0	9,690.0
	Sources Total	**11,106.0**	**18,971.1**	**14,616.9**
Uses				
Non-Appropriated Expenditures	Department of Health Services	1,324.9	14,044.2	14,044.2
Retirement Adjustment	Department of Health Services	0.0	0.0	0.6
	Uses Total	**1,324.9**	**14,044.2**	**14,044.8**
	Justice Reinvestment Fund Ending Balance	**9,781.1**	**4,926.9**	**572.1**

Fund Number HS1308 Tobacco Tax & Health Care Fund Education Account

A.R.S. § 36-772

This account receives $0.23 of each dollar deposited in the Tobacco Tax Health Care Fund and $0.02 of each dollar deposited in the Tobacco Products Fund. Monies are used for educational and prevention programs related to tobacco use and for prevention and detection of the four leading causes of death in Arizona.

		FY 2022	FY 2023	FY 2024
Sources				
Beginning Balance		10,994.4	15,359.4	8,368.8
Revenues	Department of Health Services	16,261.9	14,784.4	14,488.7
	Sources Total	**27,256.3**	**30,143.8**	**22,857.5**
Uses				
Non-Appropriated Expenditures	Department of Health Services	11,896.9	21,775.0	21,775.0
HITF Backout	Department of Health Services	0.0	0.0	(16.1)
AFIS Charges	Department of Health Services	0.0	0.0	0.2
HITF Premium Increase	Department of Health Services	0.0	0.0	21.6
Retirement Adjustment	Department of Health Services	0.0	0.0	0.9
	Uses Total	**11,896.9**	**21,775.0**	**21,781.6**
	Tobacco Tax & Health Care Fund Education Account Ending Balance	**15,359.4**	**8,368.8**	**1,075.9**

Sources and Uses of All Major State Funds

Fund Number HS1344 Tobacco Tax Hlth Care Fund MNMI Account

A.R.S. § 36-771

The account receives funding from the Medically Needy Account of the Tobacco Tax and Health Care Fund, which is managed by AHCCCS. All monies remaining unexpended at the end of the end of the fiscal year revert to the AHCCCS Medically Needy Account. Monies are used for health programs intended to increase primary care and health services for uninsured and low-income populations.

		FY 2022	FY 2023	FY 2024
Sources				
Beginning Balance		355.8	241.5	241.5
Revenues	Department of Health Services	700.0	700.0	700.0
	Sources Total	**1,055.8**	**941.5**	**941.5**
Uses				
Operating Expenditures/Appropriations	Department of Health Services	696.6	700.0	700.0
Administrative Adjustments	Department of Health Services	117.7	0.0	0.0
	Uses Total	**814.3**	**700.0**	**700.0**
Tobacco Tax Hlth Care Fund MNMI Account Ending Balance		**241.5**	**241.5**	**241.5**

Fund Number HS1995 Health Services Licenses Fund

A.R.S. § 36-414

Monies in this fund are used to provide licensure services, which include the monitoring and enforcement of health and safety standards for health and child care facilities.

		FY 2022	FY 2023	FY 2024
Sources				
Beginning Balance		5,293.1	1,074.6	(1,885.9)
Revenues	Department of Health Services	15,882.0	14,000.0	14,000.0
	Sources Total	**21,175.1**	**15,074.6**	**12,114.1**
Uses				
Operating Expenditures/Appropriations	Department of Health Services	15,570.6	16,960.5	16,960.5
Administrative Adjustments	Department of Health Services	(307.1)	0.0	0.0
Non-Appropriated Expenditures	Department of Health Services	2,466.1	0.0	0.0
Legislative Fund Transfers	Department of Health Services	2,370.9	0.0	0.0
HITF Backout	Department of Health Services	0.0	0.0	(444.1)
ERE Corrections	Department of Health Services	0.0	0.0	62.3
AFIS Charges	Department of Health Services	0.0	0.0	1.2
HITF Premium Increase	Department of Health Services	0.0	0.0	595.7
Risk Management Adjustment	Department of Health Services	0.0	0.0	58.1
Retirement Adjustment	Department of Health Services	0.0	0.0	9.7
	Uses Total	**20,100.5**	**16,960.5**	**17,243.4**
Health Services Licenses Fund Ending Balance		**1,074.6**	**(1,885.9)**	**(5,129.3)**

Note: Revenues in FY 2023 and FY 2024 are lower than the appropriation. The Department of Health Services will not be able to spend the full appropriation and will be able to only expend the amount of revenue available.

Sources and Uses of All Major State Funds

Fund Number HS2000 Federal Grants Fund

A.R.S. § 35-142

This fund receives grants and reimbursements from the federal government which are used to provide health services in accordance with the terms of each specific grant.

		FY 2022	FY 2023	FY 2024
Sources				
Beginning Balance		5,853.2	14,578.1	14,578.1
Revenues	Department of Health Services	496,108.3	515,876.2	515,876.2
	Sources Total	**501,961.5**	**530,454.3**	**530,454.3**
Uses				
Non-Appropriated Expenditures	Department of Health Services	487,383.4	515,876.2	515,876.2
HITF Backout	Department of Health Services	0.0	0.0	(511.7)
AFIS Charges	Department of Health Services	0.0	0.0	5.6
HITF Premium Increase	Department of Health Services	0.0	0.0	686.4
Retirement Adjustment	Department of Health Services	0.0	0.0	28.4
	Uses Total	**487,383.4**	**515,876.2**	**516,084.9**
	Federal Grants Fund Ending Balance	**14,578.1**	**14,578.1**	**14,369.4**

Fund Number HS2008 Child Care and Development Fund

Section 418 of the Social Security Act

The funds are received as a block grant from the U.S. Department of Health and Human Services. CCDF funds are expended to subsidize low-income, working families' monthly child care expenditures so that they can work or attend training or education. Funds are also expended for eligibility determination, case management, and licensing and certification of child care centers.

		FY 2022	FY 2023	FY 2024
Sources				
Beginning Balance		(93.8)	(47.7)	0.0
Revenues	Department of Health Services	1,760.8	6,012.1	6,012.1
	Sources Total	**1,667.0**	**5,964.4**	**6,012.1**
Uses				
Operating Expenditures/Appropriations	Department of Health Services	1,683.7	998.6	998.6
Administrative Adjustments	Department of Health Services	31.0	0.0	0.0
Non-Appropriated Expenditures	Department of Health Services	0.0	4,965.8	4,965.8
HITF Backout	Department of Health Services	0.0	0.0	(38.0)
ERE Corrections	Department of Health Services	0.0	0.0	1.4
HITF Premium Increase	Department of Health Services	0.0	0.0	51.0
Retirement Adjustment	Department of Health Services	0.0	0.0	4.0
	Uses Total	**1,714.7**	**5,964.4**	**5,982.8**
	Child Care and Development Fund Ending Balance	**(47.7)**	**0.0**	**29.4**

Note: The negative ending balance in FY 2022 is due to timing of federal reimbursements. The fund will receive federal reimbursements to erase the negative balance in FY 2023.

Sources and Uses of All Major State Funds

Fund Number HS2025 Donations Fund

A.R.S. § 35-142

Revenues generated through donations from State employees and through Employee Recognition fund raising events, and used to recognize outstanding employee performance and to conduct events that enhance the morale of the agency.

		FY 2022	FY 2023	FY 2024
Sources				
Beginning Balance		9.4	6.6	4.9
Revenues	Department of Health Services	3.1	4.3	4.3
	Sources Total	**12.5**	**10.9**	**9.2**
Uses				
Non-Appropriated Expenditures	Department of Health Services	5.9	6.0	6.0
	Uses Total	**5.9**	**6.0**	**6.0**
	Donations Fund Ending Balance	**6.6**	**4.9**	**3.2**

Fund Number HS2090 Disease Control Research Fund

A.R.S. § 36-274

Revenues are from the State Lottery, legislative appropriations, interest income, and gifts, contributions, or other monies received by the Commission. Funds are used for medical research contracts focused on the causes, prevention, and treatment of disease.

		FY 2022	FY 2023	FY 2024
Sources				
Beginning Balance		3,733.5	4,405.9	3,219.0
Revenues	Department of Health Services	2,777.2	2,813.1	2,832.5
	Sources Total	**6,510.7**	**7,219.0**	**6,051.5**
Uses				
Operating Expenditures/Appropriations	Department of Health Services	932.3	1,000.0	1,000.0
Administrative Adjustments	Department of Health Services	7.8	0.0	0.0
Non-Appropriated Expenditures	Department of Health Services	1,164.7	3,000.0	3,000.0
HITF Backout	Department of Health Services	0.0	0.0	(2.6)
AFIS Charges	Department of Health Services	0.0	0.0	0.1
HITF Premium Increase	Department of Health Services	0.0	0.0	3.5
Risk Management Adjustment	Department of Health Services	0.0	0.0	0.5
Retirement Adjustment	Department of Health Services	0.0	0.0	0.4
	Uses Total	**2,104.8**	**4,000.0**	**4,001.9**
	Disease Control Research Fund Ending Balance	**4,405.9**	**3,219.0**	**2,049.6**

Sources and Uses of All Major State Funds

Fund Number HS2096 Health Research Fund

A.R.S. § 36-275

Revenue is received from 5% of the Tobacco Tax and Health Care Fund revenues and 5% of the Tobacco Products Fund revenues and are used for a wide variety of medical research studies including basic scientific research, translational research, and clinical research.

		FY 2022	FY 2023	FY 2024
Sources				
Beginning Balance		1,866.1	5,180.6	3,145.1
Revenues	Department of Health Services	7,419.6	7,250.0	7,250.0
	Sources Total	**9,285.7**	**12,430.6**	**10,395.1**
Uses				
Administrative Adjustments	Department of Health Services	499.4	0.0	0.0
Non-Appropriated Expenditures	Department of Health Services	3,605.7	9,285.5	9,285.5
HITF Backout	Department of Health Services	0.0	0.0	(2.6)
AFIS Charges	Department of Health Services	0.0	0.0	0.1
HITF Premium Increase	Department of Health Services	0.0	0.0	3.5
Risk Management Adjustment	Department of Health Services	0.0	0.0	0.5
Retirement Adjustment	Department of Health Services	0.0	0.0	0.2
	Uses Total	**4,105.1**	**9,285.5**	**9,287.2**
	Health Research Fund Ending Balance	**5,180.6**	**3,145.1**	**1,107.9**

Fund Number HS2100 WIC Rebates Fund

7 C.F.R. Part 246

Revenues are received from grants and donations and are used in accordance with the purpose of the grants.

		FY 2022	FY 2023	FY 2024
Sources				
Beginning Balance		0.1	1.4	1.4
Revenues	Department of Health Services	35,815.0	38,910.3	38,910.3
	Sources Total	**35,815.1**	**38,911.7**	**38,911.7**
Uses				
Non-Appropriated Expenditures	Department of Health Services	35,813.7	38,910.3	38,910.3
	Uses Total	**35,813.7**	**38,910.3**	**38,910.3**
	WIC Rebates Fund Ending Balance	**1.4**	**1.4**	**1.4**

Sources and Uses of All Major State Funds

Fund Number HS2138 Nuclear Emergency Management Fund

A.R.S. § 26-306.02

Revenues are received from assessments levied against operators at Palo Verde Nuclear Generating System and are used to administer and enforce the state plan for off-site response to an emergency caused by an accident at a commercial nuclear generating station.

		FY 2022	FY 2023	FY 2024
Sources				
Beginning Balance		548.8	0.0	0.0
Revenues	Department of Health Services	(527.6)	0.0	0.0
	Sources Total	**21.2**	**0.0**	**0.0**
Uses				
Administrative Adjustments	Department of Health Services	21.2	0.0	0.0
	Uses Total	**21.2**	**0.0**	**0.0**
Nuclear Emergency Management Fund Ending Balance		**0.0**	**0.0**	**0.0**

Fund Number HS2171 Emergency Medical Operating Services Fund

A.R.S. § 36-2218

Funds are used for local and state emergency medical services systems. The fund receives 48.9% of the Medical Service Enhancement Fund revenues, which are collected from a 13% surcharge on fines charged from criminal offenses and civil motor vehicle statute violations.

		FY 2022	FY 2023	FY 2024
Sources				
Beginning Balance		765.0	1,315.8	724.4
Revenues	Department of Health Services	3,675.1	3,576.5	3,576.5
	Sources Total	**4,440.1**	**4,892.3**	**4,300.9**
Uses				
Operating Expenditures/Appropriations	Department of Health Services	3,124.3	4,167.9	4,167.9
HITF Backout	Department of Health Services	0.0	0.0	(111.2)
ERE Corrections	Department of Health Services	0.0	0.0	18.4
AFIS Charges	Department of Health Services	0.0	0.0	0.3
HITF Premium Increase	Department of Health Services	0.0	0.0	149.2
Risk Management Adjustment	Department of Health Services	0.0	0.0	53.8
Retirement Adjustment	Department of Health Services	0.0	0.0	2.9
	Uses Total	**3,124.3**	**4,167.9**	**4,281.3**
Emergency Medical Operating Services Fund Ending Balance		**1,315.8**	**724.4**	**19.7**

Sources and Uses of All Major State Funds

Fund Number HS2184 Newborn Screening Program Fund

A.R.S. § 36-694.01

Revenues consist of fees collected for blood tests conducted on newborns and any gifts or donations. Monies are used by the Department of Health Services to support the operations of the newborn screening program.

		FY 2022	FY 2023	FY 2024
Sources				
Beginning Balance		664.5	1,760.2	60.8
Revenues	Department of Health Services	6,992.9	11,121.9	13,331.3
	Sources Total	**7,657.4**	**12,882.1**	**13,392.1**
Uses				
Operating Expenditures/Appropriations	Department of Health Services	5,897.2	12,821.3	12,821.3
HITF Backout	Department of Health Services	0.0	0.0	(77.7)
ERE Corrections	Department of Health Services	0.0	0.0	3.2
AFIS Charges	Department of Health Services	0.0	0.0	0.3
HITF Premium Increase	Department of Health Services	0.0	0.0	104.2
Retirement Adjustment	Department of Health Services	0.0	0.0	1.7
	Uses Total	**5,897.2**	**12,821.3**	**12,853.0**
	Newborn Screening Program Fund Ending Balance	**1,760.2**	**60.8**	**539.1**

Fund Number HS2230 Drug Disposal Education and Awareness Fund

A.R.S. § 36-123.01

Revenues are received from donations and are used to pay for the costs of administering the education and awareness program around opioid abuse and prevention.

		FY 2022	FY 2023	FY 2024
Sources				
Beginning Balance		10.0	10.0	10.0
Revenues	Department of Health Services	0.0	0.0	0.0
	Sources Total	**10.0**	**10.0**	**10.0**
Uses				
	Uses Total	**0.0**	**0.0**	**0.0**
	Drug Disposal Education and Awareness Fund Ending Balance	**10.0**	**10.0**	**10.0**

Sources and Uses of All Major State Funds

Fund Number HS2255 Alzheimer's Disease Research Fund

A.R.S. § 28-2463, A.R.S. § 36-123.02

This fund consists of revenues from special plate fees and renewals and is used to support Alzheimer's Disease research and provide resources to families and health care providers who manage the disease.

		FY 2022	FY 2023	FY 2024
Sources				
Beginning Balance		5.4	15.5	26.5
Revenues	Department of Health Services	10.6	11.0	11.0
	Sources Total	**16.0**	**26.5**	**37.5**
Uses				
Non-Appropriated Expenditures	Department of Health Services	0.5	0.0	0.0
	Uses Total	**0.5**	**0.0**	**0.0**
	Alzheimer's Disease Research Fund Ending Balance	**15.5**	**26.5**	**37.5**

Fund Number HS2329 Nursing Care Institution Resident Protection Revolving Fund

A.R.S. § 36-431.02

The fund is used to pay the cost of placing residents of a nursing home that is closed for violations into a different nursing home that is in full compliance. Revenues to this fund are provided from fines and administrative penalties assessed against nursing care institutions. Spending is subject to federal approval and limited by federal regulation.

		FY 2022	FY 2023	FY 2024
Sources				
Beginning Balance		2,406.9	2,381.9	2,193.7
Revenues	Department of Health Services	0.0	50.0	50.0
	Sources Total	**2,406.9**	**2,431.9**	**2,243.7**
Uses				
Operating Expenditures/Appropriations	Department of Health Services	25.0	238.2	238.2
	Uses Total	**25.0**	**238.2**	**238.2**
	Nursing Care Institution Resident Protection Revolving Fund Ending Balance	**2,381.9**	**2,193.7**	**2,005.5**

Sources and Uses of All Major State Funds

Fund Number HS2388 Laser Safety Fund

A.R.S. § 32-3234

Revenues are received from the authorization of certificates to individuals who operate lasers for health- and cosmetic-related purposes and are used for the registration and regulation of aestheicians who wish to perform cosmetic procedures using lasers or intense pulse light devices.

		FY 2022	FY 2023	FY 2024
Sources				
Beginning Balance		85.0	97.5	137.7
Revenues	Department of Health Services	68.0	92.2	95.0
	Sources Total	**153.0**	**189.7**	**232.7**
Uses				
Non-Appropriated Expenditures	Department of Health Services	55.5	52.0	52.0
Retirement Adjustment	Department of Health Services	0.0	0.0	0.1
	Uses Total	**55.5**	**52.0**	**52.1**
	Laser Safety Fund Ending Balance	**97.5**	**137.7**	**180.6**

Fund Number HS2541 Smoke-Free Arizona Fund

A.R.S. § 36-601(L)

Revenues are from a $0.02 per pack tax on cigarettes originally passed by voters through Proposition 201 of 2006, the Smoke Free Arizona Act. The Act banned smoking in most enclosed public places with some exemptions. Monies in the fund are used for the enforcement of Proposition 201 and for education programs to reduce or eliminate tobacco use.

		FY 2022	FY 2023	FY 2024
Sources				
Beginning Balance		1,154.3	986.4	1,031.8
Revenues	Department of Health Services	2,238.0	2,640.4	2,618.0
	Sources Total	**3,392.3**	**3,626.8**	**3,649.8**
Uses				
Non-Appropriated Expenditures	Department of Health Services	2,405.9	2,595.0	2,595.0
HITF Backout	Department of Health Services	0.0	0.0	(10.2)
HITF Premium Increase	Department of Health Services	0.0	0.0	13.7
Retirement Adjustment	Department of Health Services	0.0	0.0	0.4
	Uses Total	**2,405.9**	**2,595.0**	**2,598.9**
	Smoke-Free Arizona Fund Ending Balance	**986.4**	**1,031.8**	**1,050.9**

Sources and Uses of All Major State Funds

Fund Number HS2544 Medical Marijuana Fund

A.R.S. § 36-2817

The fund receives application and renewal fees from medical marijuana dispensaries, civil penalties and private donations. The fund is used to regulate dispensation, prescription, and use of medical marijuana, including an electronic registry of dispensary agents, patients, and designated caregivers.

		FY 2022	FY 2023	FY 2024
Sources				
Beginning Balance		58,400.6	27,377.2	18,635.6
Revenues	Department of Health Services	13,621.1	12,000.0	11,500.0
	Sources Total	**72,021.7**	**39,377.2**	**30,135.6**
Uses				
Non-Appropriated Expenditures	Department of Health Services	21,159.5	20,741.6	20,741.6
HITF Backout	Department of Health Services	0.0	0.0	(49.1)
AFIS Charges	Department of Health Services	0.0	0.0	0.7
HITF Premium Increase	Department of Health Services	0.0	0.0	65.9
Risk Management Adjustment	Department of Health Services	0.0	0.0	6.2
Retirement Adjustment	Department of Health Services	0.0	0.0	3.0
Retirement Adjustment	Department of Health Services	0.0	0.0	3.0
Non-Lapsing Authority from Prior Years	Department of Health Services	23,485.0	0.0	0.0
	Uses Total	**44,644.5**	**20,741.6**	**20,771.3**
	Medical Marijuana Fund Ending Balance	**27,377.2**	**18,635.6**	**9,364.4**

Fund Number HS2546 Prescription Drug Rebate Fund

A.R.S. § 36-2930

The fund receives funds (recorded in the state accounting system not as revenues but as contra-expenses) from drug manufacturers, who are required by the federal health reform bill to pay rebates to the state for drugs dispensed to individuals enrolled in a Medicaid Managed Care Organization. The federal share of these rebates is refunded to the federal government and the state portion is used for the state Medicaid match.

		FY 2022	FY 2023	FY 2024
Sources				
Beginning Balance		1,000.0	1,000.0	1,000.0
Revenues	Department of Health Services	2,500.0	0.0	0.0
	Sources Total	**3,500.0**	**1,000.0**	**1,000.0**
Uses				
Operating Expenditures/Appropriations	Department of Health Services	2,500.0	0.0	0.0
	Uses Total	**2,500.0**	**0.0**	**0.0**
	Prescription Drug Rebate Fund Ending Balance	**1,000.0**	**1,000.0**	**1,000.0**

Sources and Uses of All Major State Funds

Fund Number HS2560 Childhood Cancer and Rare Childhood Disease Research Fund

A.R.S. § 36-121

This fund consists of revenues from special plate fees and renewals and is used for research on pediatric cancer or other rare pediatric diseases.

		FY 2022	FY 2023	FY 2024
Sources				
Beginning Balance		0.0	29.3	26.6
Revenues	Department of Health Services	29.3	29.3	29.3
	Sources Total	**29.3**	**58.6**	**55.9**
Uses				
Non-Appropriated Expenditures	Department of Health Services	0.0	32.0	32.0
	Uses Total	**0.0**	**32.0**	**32.0**
Childhood Cancer and Rare Childhood Disease Research Fund Ending Balance		**29.3**	**26.6**	**23.9**

Fund Number HS2574 Consumer Remediation Subaccount Fund

A.R.S. § 44-1531.02

Monies in the fund are received from court dispositions and are used to compensate specific, identifiable persons, including this state, for economic loss resulting from violations or alleged violations of consumer protection laws.

	FY 2022	FY 2023	FY 2024
Sources			
Beginning Balance	24.8	24.8	24.8
Sources Total	**24.8**	**24.8**	**24.8**
Uses			
Uses Total	**0.0**	**0.0**	**0.0**
Consumer Remediation Subaccount Fund Ending Balance	**24.8**	**24.8**	**24.8**

Fund Number HS2775 Public Health Emergencies Fund

A.R.S. § 36-122

Revenues are from legislative appropriations and are used for public health emergencies declared by the Governor.

		FY 2022	FY 2023	FY 2024
Sources				
Beginning Balance		41.0	3,485.7	2,985.7
	Sources Total	**41.0**	**3,485.7**	**2,985.7**
Uses				
Administrative Adjustments	Department of Health Services	(1,734.9)	0.0	0.0
Non-Appropriated Expenditures	Department of Health Services	(1,709.8)	500.0	500.0
AFIS Charges	Department of Health Services	0.0	0.0	0.1
	Uses Total	**(3,444.7)**	**500.0**	**500.1**
Public Health Emergencies Fund Ending Balance		**3,485.7**	**2,985.7**	**2,485.6**

Sources and Uses of All Major State Funds

Fund Number HS2975 Title VI - Coronavirus Relief Fund

A.R.S. § 35-142

Revenue is received from the Federal Coronavirus Aid, Relief, and Economic Security Act (CARES Act) and is used for expenses related to the Coronavirus Disease 2019 (COVID19) public health emergency.

		FY 2022	FY 2023	FY 2024
Sources				
Beginning Balance		39,293.5	9,280.5	78.0
Revenues	Department of Health Services	27,457.8	0.0	0.0
	Sources Total	**66,751.3**	**9,280.5**	**78.0**
Uses				
Non-Appropriated Expenditures	Department of Health Services	57,470.8	9,202.5	78.0
	Uses Total	**57,470.8**	**9,202.5**	**78.0**
Title VI - Coronavirus Relief Fund Ending Balance		**9,280.5**	**78.0**	**0.0**

Fund Number HS2985 ADHS Coronavirus State and Local Fiscal Recovery Fund

A.R.S. § 35-142

Revenue is received from the American Rescue Plan Act (ARPA) and is used for expenses related to the mitigation and recovery from the Coronavirus Disease 2019 (COVID-19) public health emergency.

		FY 2022	FY 2023	FY 2024
Sources				
Beginning Balance		0.0	(980.9)	5,000.0
Revenues	Department of Health Services	102,672.9	13,110.7	0.0
	Sources Total	**102,672.9**	**12,129.8**	**5,000.0**
Uses				
Non-Appropriated Expenditures	Department of Health Services	103,653.8	7,129.8	5,000.0
	Uses Total	**103,653.8**	**7,129.8**	**5,000.0**
ADHS Coronavirus State and Local Fiscal Recovery Fund Ending Balance		**(980.9)**	**5,000.0**	**0.0**

Note: The negative ending balance in FY 2022 is due to timing of federal reimbursements. The fund will receive federal reimbursements to erase the negative balance in FY 2023.

Sources and Uses of All Major State Funds

Fund Number HS3010 DHS Donations Fund

A.R.S. § 36-132

Revenues include donations for various health-related purposes. The funds are used for specific DHS programs and purposes as designated by donors.

		FY 2022	FY 2023	FY 2024
Sources				
Beginning Balance		2,837.1	2,405.9	1,092.3
Revenues	Department of Health Services	205.6	6.4	6.4
	Sources Total	**3,042.7**	**2,412.3**	**1,098.7**
Uses				
Non-Appropriated Expenditures	Department of Health Services	636.8	1,320.0	1,097.3
AFIS Charges	Department of Health Services	0.0	0.0	0.1
	Uses Total	**636.8**	**1,320.0**	**1,097.4**
	DHS Donations Fund Ending Balance	**2,405.9**	**1,092.3**	**1.3**

Fund Number HS3011 ADOT Breast Cervical Cancer Plate Fund

A.R.S. § 28-2423

This fund consists of revenues from special plate fees and renewals and is used for breast and cervical cancer screening and diagnostics.

		FY 2022	FY 2023	FY 2024
Sources				
Beginning Balance		894.1	1,037.7	675.7
Revenues	Department of Health Services	138.0	138.0	138.0
	Sources Total	**1,032.1**	**1,175.7**	**813.7**
Uses				
Non-Appropriated Expenditures	Department of Health Services	(5.6)	500.0	500.0
	Uses Total	**(5.6)**	**500.0**	**500.0**
	ADOT Breast Cervical Cancer Plate Fund Ending Balance	**1,037.7**	**675.7**	**313.7**

Sources and Uses of All Major State Funds

Fund Number HS3017 Environmental Laboratory Licensure Revolving Fund

A.R.S. § 36-495.15

This fund provides for the costs associated with the licensure of Environmental Laboratories by the Department of Health Services. Revenues are provided by fees collected for environmental lab licensure, fees derived from the Department-sponsored workshops, and monies from gifts, grants, and donations.

		FY 2022	FY 2023	FY 2024
Sources				
Beginning Balance		800.8	862.8	562.9
Revenues	Department of Health Services	598.1	701.8	701.8
	Sources Total	**1,398.9**	**1,564.6**	**1,264.7**
Uses				
Operating Expenditures/Appropriations	Department of Health Services	531.4	1,001.7	1,001.7
Administrative Adjustments	Department of Health Services	4.7	0.0	0.0
HITF Backout	Department of Health Services	0.0	0.0	(25.5)
ERE Corrections	Department of Health Services	0.0	0.0	1.0
HITF Premium Increase	Department of Health Services	0.0	0.0	34.2
Retirement Adjustment	Department of Health Services	0.0	0.0	0.5
	Uses Total	**536.1**	**1,001.7**	**1,011.9**
Environmental Laboratory Licensure Revolving Fund Ending Balance		**862.8**	**562.9**	**252.8**

Fund Number HS3036 Child Fatality Review Fund

A.R.S. § 36-3504

Funds are used to staff the State Child Fatality Review Team and to train and support local child fatality review teams. Funds are provided by a $1 surcharge on fees collected on all certified copies of death certificates, up to $100,000. Any revenue collected over $100,000 is transferred to the Child Abuse Prevention Fund at the Department of Child Safety.

		FY 2022	FY 2023	FY 2024
Sources				
Beginning Balance		271.4	264.8	239.9
Revenues	Department of Health Services	177.4	171.6	171.6
	Sources Total	**448.8**	**436.4**	**411.5**
Uses				
Operating Expenditures/Appropriations	Department of Health Services	181.8	196.5	196.5
Administrative Adjustments	Department of Health Services	2.2	0.0	0.0
	Uses Total	**184.0**	**196.5**	**196.5**
Child Fatality Review Fund Ending Balance		**264.8**	**239.9**	**215.0**

Sources and Uses of All Major State Funds

Fund Number HS3038 Oral Health Fund

A.R.S. § 36-138

Consists of monies received from Arizona Health Care Cost Containment System (AHCCCS) contractors for dental services and used to provide dental health care services and aid through local programs focusing on dental public health.

		FY 2022	FY 2023	FY 2024
Sources				
Beginning Balance		709.0	666.1	372.8
Revenues	Department of Health Services	81.1	105.2	105.2
	Sources Total	**790.1**	**771.3**	**478.0**
Uses				
Non-Appropriated Expenditures	Department of Health Services	124.0	398.5	398.5
HITF Backout	Department of Health Services	0.0	0.0	(0.9)
HITF Premium Increase	Department of Health Services	0.0	0.0	1.2
Retirement Adjustment	Department of Health Services	0.0	0.0	0.1
	Uses Total	**124.0**	**398.5**	**398.9**
	Oral Health Fund Ending Balance	**666.1**	**372.8**	**79.0**

Fund Number HS3039 Vital Records Electronic Systems Fund

A.R.S. § 36-341.01

The purpose of this fund is to maintain the vital records automated system. Funds are provided by 40% of the fees collected for searches, copies of records, applications to file delayed records, requests for supplementary birth certificates, following adoption, legitimation, paternity determination, surgical alterations, and chromosomal counts, or amendments to existing records.

		FY 2022	FY 2023	FY 2024
Sources				
Beginning Balance		1,452.7	1,017.0	434.7
Revenues	Department of Health Services	3,029.2	3,280.0	3,400.0
	Sources Total	**4,481.9**	**4,297.0**	**3,834.7**
Uses				
Operating Expenditures/Appropriations	Department of Health Services	3,398.7	3,862.3	3,862.3
Administrative Adjustments	Department of Health Services	66.2	0.0	0.0
HITF Backout	Department of Health Services	0.0	0.0	(51.0)
ERE Corrections	Department of Health Services	0.0	0.0	19.4
AFIS Charges	Department of Health Services	0.0	0.0	0.1
HITF Premium Increase	Department of Health Services	0.0	0.0	68.4
Risk Management Adjustment	Department of Health Services	0.0	0.0	4.8
Retirement Adjustment	Department of Health Services	0.0	0.0	1.8
	Uses Total	**3,464.9**	**3,862.3**	**3,905.8**
	Vital Records Electronic Systems Fund Ending Balance	**1,017.0**	**434.7**	**(71.1)**

Note: Available cash is expected to be less than the appropriated spending authority in FY 2024. The Department will be able to expend only the amount of cash available that year.

Sources and Uses of All Major State Funds

Fund Number HS3120 The Arizona State Hospital Fund

A.R.S. § 36-545.08

The AZ State Hospital Fund is the repository for Title XIX reimbursements, Restoration to Competency (RTC) revenues, disproportionate share hospital (DSH) payments (supplemental compensation to hospitals that serve a large or disproportionate number of low-income patients), receipts from hospital patients, and collections from regional behavioral health authorities. Used for the treatment of patients at the Arizona State Hospital or for community placement services.

		FY 2022	FY 2023	FY 2024
Sources				
Beginning Balance		4,783.2	2,076.3	2,155.7
Revenues	Department of Health Services	3,263.9	3,225.2	3,225.2
	Sources Total	**8,047.1**	**5,301.5**	**5,380.9**
Uses				
Operating Expenditures/Appropriations	Department of Health Services	5,769.7	3,145.8	3,145.8
Administrative Adjustments	Department of Health Services	201.1	0.0	0.0
	Uses Total	**5,970.8**	**3,145.8**	**3,145.8**
	The Arizona State Hospital Fund Ending Balance	**2,076.3**	**2,155.7**	**2,235.1**

Fund Number HS3128 DHS State Hospital Land Earnings Fund

A.R.S. § 37-525

Funds are for the benefit and support of the Arizona State Hospital. Revenue is generated from renting buildings and land at the 24th Street and Van Buren property.

		FY 2022	FY 2023	FY 2024
Sources				
Beginning Balance		2,072.2	1,067.2	1,495.5
Revenues	Department of Health Services	1,741.4	1,078.3	1,078.3
	Sources Total	**3,813.6**	**2,145.5**	**2,573.8**
Uses				
Operating Expenditures/Appropriations	Department of Health Services	2,698.2	650.0	650.0
Administrative Adjustments	Department of Health Services	48.2	0.0	0.0
	Uses Total	**2,746.4**	**650.0**	**650.0**
	DHS State Hospital Land Earnings Fund Ending Balance	**1,067.2**	**1,495.5**	**1,923.8**

Sources and Uses of All Major State Funds

Fund Number HS3170 Arizona State Hospital Charitable Trust Fund

A.R.S. § 36-218

Monies received from contracts and lease agreements on ASH property appropriated for the benefit of persons with mental illness in Arizona

		FY 2022	FY 2023	FY 2024
Sources				
Beginning Balance		50.3	46.9	36.9
Revenues	Department of Health Services	82.5	90.0	90.0
	Sources Total	**132.8**	**136.9**	**126.9**
Uses				
Non-Appropriated Expenditures	Department of Health Services	85.9	100.0	100.0
	Uses Total	**85.9**	**100.0**	**100.0**
Arizona State Hospital Charitable Trust Fund Ending Balance		**46.9**	**36.9**	**26.9**

Fund Number HS3240 Crisis Contingency and Safety Net Fund

A.R.S. § 41-110

The Crisis Contingency and Safety Net Fund was established for use during a state of emergency, and is used to provide economic assistance in the form of housing assistance, homelessness services, small business assistance, monies for food bank operations, and other direct resources to communities most affected by the emergency.

		FY 2022	FY 2023	FY 2024
Sources				
Beginning Balance		100.0	0.0	0.0
Revenues	Department of Health Services	297.0	0.0	0.0
	Sources Total	**397.0**	**0.0**	**0.0**
Uses				
Non-Appropriated Expenditures	Department of Health Services	397.0	0.0	0.0
	Uses Total	**397.0**	**0.0**	**0.0**
Crisis Contingency and Safety Net Fund Ending Balance		**0.0**	**0.0**	**0.0**

Fund Number HS3306 Medical Student Loan Fund

A.R.S. § 15-1725

Funds are used to give loans to medical students who then agree to work for a period of time in medically underserved areas of the state. Revenues consist of loan repayments made in lieu of service.

		FY 2022	FY 2023	FY 2024
Sources				
Beginning Balance		115.8	0.0	0.0
Revenues	Department of Health Services	(183.2)	0.0	0.0
	Sources Total	**(67.4)**	**0.0**	**0.0**
Uses				
Non-Appropriated Expenditures	Department of Health Services	(67.4)	0.0	0.0
	Uses Total	**(67.4)**	**0.0**	**0.0**
Medical Student Loan Fund Ending Balance		**0.0**	**0.0**	**0.0**

Sources and Uses of All Major State Funds

Fund Number HS4200 Arizona Nurse Education Investment Pilot Program Fund

A.R.S § 36-1802

Revenues consists of legislative appropriations, private donations, grants, and federal monies. Monies in the fund are used to implement, support, promote, and maintain the program.

		FY 2022	FY 2023	FY 2024
Sources				
Beginning Balance		0.0	0.0	9,300.0
Revenues	Department of Health Services	0.0	15,000.0	15,000.0
	Sources Total	**0.0**	**15,000.0**	**24,300.0**
Uses				
Non-Appropriated Expenditures	Department of Health Services	0.0	5,700.0	4,650.0
	Uses Total	**0.0**	**5,700.0**	**4,650.0**
Arizona Nurse Education Investment Pilot Program Fund Ending Balance		**0.0**	**9,300.0**	**19,650.0**

Fund Number HS4202 DHS Internal Services Fund

A.R.S. § 35-142

This is an internal revolving used by the Department of Health Services' warehouse to purchase goods. Revenues are provided by charges to other departmental operating funds to purchase goods from the warehouse.

		FY 2022	FY 2023	FY 2024
Sources				
Beginning Balance		3.0	53.6	53.6
	Sources Total	**3.0**	**53.6**	**53.6**
Uses				
Non-Appropriated Expenditures	Department of Health Services	(50.6)	0.0	0.0
AFIS Charges	Department of Health Services	0.0	0.0	0.7
	Uses Total	**(50.6)**	**0.0**	**0.7**
DHS Internal Services Fund Ending Balance		**53.6**	**53.6**	**52.9**

Sources and Uses of All Major State Funds

Fund Number HS4250 Health Services Lottery Fund

A.R.S. § 36-108.01

Funding is from Lottery distributions and is used for teenage pregnancy prevention programs, the health start program, and the federal women, infants, and children food program.

		FY 2022	FY 2023	FY 2024
Sources				
Beginning Balance		4,028.3	4,774.4	2,436.9
Revenues	Department of Health Services	7,950.3	8,109.6	8,109.6
	Sources Total	**11,978.6**	**12,884.0**	**10,546.5**
Uses				
Operating Expenditures/Appropriations	Department of Health Services	249.1	200.0	200.0
Administrative Adjustments	Department of Health Services	49.1	0.0	0.0
Non-Appropriated Expenditures	Department of Health Services	6,906.0	10,247.1	10,247.1
HITF Backout	Department of Health Services	0.0	0.0	(14.8)
AFIS Charges	Department of Health Services	0.0	0.0	0.1
HITF Premium Increase	Department of Health Services	0.0	0.0	19.9
Retirement Adjustment	Department of Health Services	0.0	0.0	0.6
	Uses Total	**7,204.2**	**10,447.1**	**10,452.9**
	Health Services Lottery Fund Ending Balance	**4,774.4**	**2,436.9**	**93.7**

Fund Number HS4500 Intergovernmental and Interagency Service Agreement Fund

A.R.S. § 36-108.01

This fund consists of revenues from other state agencies and is used to fund services which DHS has agreed to perform at the request of, or in conjunction with, other state agencies.

		FY 2022	FY 2023	FY 2024
Sources				
Beginning Balance		9,554.0	15,275.7	7,692.7
Revenues	Department of Health Services	13,142.8	5,546.0	5,546.0
	Sources Total	**22,696.8**	**20,821.7**	**13,238.7**
Uses				
Non-Appropriated Expenditures	Department of Health Services	7,421.1	13,129.0	13,129.0
HITF Backout	Department of Health Services	0.0	0.0	(47.7)
AFIS Charges	Department of Health Services	0.0	0.0	0.2
HITF Premium Increase	Department of Health Services	0.0	0.0	64.0
	Uses Total	**7,421.1**	**13,129.0**	**13,145.5**
	Intergovernmental and Interagency Service Agreement Fund Ending Balance	**15,275.7**	**7,692.7**	**93.2**

Sources and Uses of All Major State Funds

Fund Number HS9001 Indirect Cost Fund

A.R.S. § 36-108

The Department of Health services charges programs that are funded by non-appropriated sources (e.g. federal grants, intergovernmental agreements, non-appropriated funds). These monies are used primarily for common administrative expenses that are not directly attributable to any one cost center.

		FY 2022	FY 2023	FY 2024
Sources				
Beginning Balance		5,277.9	1,438.7	746.6
Revenues	Department of Health Services	8,290.6	11,606.6	12,224.0
	Sources Total	**13,568.5**	**13,045.3**	**12,970.6**
Uses				
Operating Expenditures/Appropriations	Department of Health Services	10,938.3	12,298.7	12,435.6
Administrative Adjustments	Department of Health Services	(147.5)	0.0	0.0
Legislative Fund Transfers	Department of Health Services	1,339.0	0.0	0.0
HITF Backout	Department of Health Services	0.0	0.0	(248.4)
ERE Corrections	Department of Health Services	0.0	0.0	13.9
AFIS Charges	Department of Health Services	0.0	0.0	0.9
HITF Premium Increase	Department of Health Services	0.0	0.0	333.2
Risk Management Adjustment	Department of Health Services	0.0	0.0	428.0
Retirement Adjustment	Department of Health Services	0.0	0.0	7.4
	Uses Total	**12,129.8**	**12,298.7**	**12,970.6**
	Indirect Cost Fund Ending Balance	**1,438.7**	**746.6**	**0.0**

Fund Number HU2001 Federal Grants Fund

A.R.S. § 35-142

This fund is comprised of grants from the National Endowment for the Arts. Monies may be used to provide grants to non-profits, schools, and government entities in the State of Arizona, as well as for administrative costs.

		FY 2022	FY 2023	FY 2024
Sources				
Beginning Balance		0.2	0.0	0.0
Revenues	Commission on the Arts	1,795.6	1,008.3	1,010.0
	Sources Total	**1,795.8**	**1,008.3**	**1,010.0**
Uses				
Non-Appropriated Expenditures	Commission on the Arts	1,795.8	1,008.3	1,002.9
HITF Backout	Commission on the Arts	0.0	0.0	(17.8)
HITF Premium Increase	Commission on the Arts	0.0	0.0	23.9
Retirement Adjustment	Commission on the Arts	0.0	0.0	1.0
	Uses Total	**1,795.8**	**1,008.3**	**1,010.0**
	Federal Grants Fund Ending Balance	**0.0**	**0.0**	**0.0**

Sources and Uses of All Major State Funds

Fund Number HU2116 Arizona Commission on the Arts Fund

A.R.S. § 41-983

This fund is made up primarily of private grants designated to provide grants to other arts and educational organizations. Revenues from conference and workshop registration fees are also collected in this fund and used to host those events.

		FY 2022	FY 2023	FY 2024
Sources				
Beginning Balance		255.4	71.3	22.0
Revenues	Commission on the Arts	287.1	148.1	121.5
	Sources Total	**542.5**	**219.4**	**143.5**
Uses				
Non-Appropriated Expenditures	Commission on the Arts	471.2	197.4	141.3
AFIS Charges	Commission on the Arts	0.0	0.0	0.1
	Uses Total	**471.2**	**197.4**	**141.4**
	Arizona Commission on the Arts Fund Ending Balance	**71.3**	**22.0**	**2.1**

Fund Number HU2569 State Poet Laureate Fund

A.R.S. § 41-988

The State Poet Laureate fund provides monies for the Poet Laureate stipend as well as covering expenses incurred in selecting the Poet Laureate. The fund receives revenues from private donations.

		FY 2022	FY 2023	FY 2024
Sources				
Beginning Balance		2.5	2.5	2.5
Revenues	Commission on the Arts	0.0	0.0	0.0
	Sources Total	**2.5**	**2.5**	**2.5**
Uses				
	Uses Total	**0.0**	**0.0**	**0.0**
	State Poet Laureate Fund Ending Balance	**2.5**	**2.5**	**2.5**

Fund Number HU2985 Coronavirus State and Local Fiscal Recovery Fund

Revenue is received from the American Rescue Plan Act (ARPA) and is used for expenses related to the mitigation and recovery from the Coronavirus Disease 2019 (COVID–19) public health emergency.

		FY 2022	FY 2023	FY 2024
Sources				
Beginning Balance		0.0	0.0	0.0
Revenues	Commission on the Arts	2,000.0	0.0	0.0
	Sources Total	**2,000.0**	**0.0**	**0.0**
Uses				
Non-Appropriated Expenditures	Commission on the Arts	2,000.0	0.0	0.0
	Uses Total	**2,000.0**	**0.0**	**0.0**
	Coronavirus State and Local Fiscal Recovery Fund Ending Balance	**0.0**	**0.0**	**0.0**

Sources and Uses of All Major State Funds

Fund Number HU3043 Arizona Arts Trust Fund

A.R.S. § 41-983.01

Revenues come from a portion of the filing fee for each annual report filed with the Arizona Corporation Commission. Funds are used to award grants to organizations and individual artists with the purpose of advancing and fostering the arts in Arizona.

		FY 2022	FY 2023	FY 2024
Sources				
Beginning Balance		480.7	566.0	281.0
Revenues	Commission on the Arts	1,440.6	6,200.0	20,000.0
	Sources Total	**1,921.3**	**6,766.0**	**20,281.0**
Uses				
Non-Appropriated Expenditures	Commission on the Arts	1,355.3	6,485.0	20,258.7
HITF Backout	Commission on the Arts	0.0	0.0	(4.0)
ERE Corrections	Commission on the Arts	0.0	0.0	24.4
AFIS Charges	Commission on the Arts	0.0	0.0	0.1
HITF Premium Increase	Commission on the Arts	0.0	0.0	5.4
Risk Management Adjustment	Commission on the Arts	0.0	0.0	(3.5)
	Uses Total	**1,355.3**	**6,485.0**	**20,281.1**
	Arizona Arts Trust Fund Ending Balance	**566.0**	**281.0**	**0.0**

Fund Number IA2025 Donations Fund

A.R.S. § 35-142

Revenues come from donations and charges for booth space at Indian Nations and Tribes Legislative Day. This fund is used to implement internal operations and forums for the American Indian people to impart their knowledge on statewide issues.

		FY 2022	FY 2023	FY 2024
Sources				
Beginning Balance		4.6	23.9	33.9
Revenues	Governor's Office on Tribal Relations	45.8	18.5	18.5
	Sources Total	**50.4**	**42.4**	**52.4**
Uses				
Non-Appropriated Expenditures	Governor's Office on Tribal Relations	26.5	8.5	8.5
	Uses Total	**26.5**	**8.5**	**8.5**
	Donations Fund Ending Balance	**23.9**	**33.9**	**43.9**

Sources and Uses of All Major State Funds

Fund Number IA4014 — Arizona Indian Town Hall Fund

A.R.S. § 41-2054

The source of this fund is admission fees charged at the Arizona Indian Town Hall. This fund is used to defray the administrative costs of the Arizona Indian Town Hall each year.

	FY 2022	FY 2023	FY 2024
Sources			
Beginning Balance	2.4	2.4	2.4
Sources Total	**2.4**	**2.4**	**2.4**
Uses			
Uses Total	**0.0**	**0.0**	**0.0**
Arizona Indian Town Hall Fund Ending Balance	**2.4**	**2.4**	**2.4**

Fund Number IC2000 — Federal Grants Fund

A.R.S. § 35-142

Revenues are generated by grants from the U. S. Department of Labor. State matching funds and program income are recorded in the Industrial Commission Administration Fund IC2177. The fund pays for Occupational Safety and Health Administration (OSHA) and Bureau of Labor Statistics (BLS) programs.

		FY 2022	FY 2023	FY 2024
Sources				
Beginning Balance		214.8	83.9	646.4
Revenues	Industrial Commission of Arizona	2,873.0	4,064.0	3,501.5
	Sources Total	**3,087.8**	**4,147.9**	**4,147.9**
Uses				
Non-Appropriated Expenditures	Industrial Commission of Arizona	3,003.9	3,501.5	3,501.5
HITF Backout	Industrial Commission of Arizona	0.0	0.0	(42.4)
AFIS Charges	Industrial Commission of Arizona	0.0	0.0	0.4
HITF Premium Increase	Industrial Commission of Arizona	0.0	0.0	56.9
Retirement Adjustment	Industrial Commission of Arizona	0.0	0.0	2.1
	Uses Total	**3,003.9**	**3,501.5**	**3,518.5**
	Federal Grants Fund Ending Balance	**83.9**	**646.4**	**629.4**

Sources and Uses of All Major State Funds

Fund Number IC2002 Industrial Commission Revolving Fund

A.R.S. §35-142

Revenues include charges for claims education seminars and training materials. Funds are used for an annual seminar on workers' compensation for insurance carriers and self-insured employers.

		FY 2022	FY 2023	FY 2024
Sources				
Beginning Balance		256.1	283.5	283.5
Revenues	Industrial Commission of Arizona	89.1	177.5	177.5
	Sources Total	**345.2**	**461.0**	**461.0**
Uses				
Non-Appropriated Expenditures	Industrial Commission of Arizona	61.7	177.5	177.5
	Uses Total	**61.7**	**177.5**	**177.5**
Industrial Commission Revolving Fund Ending Balance		**283.5**	**283.5**	**283.5**

Fund Number IC2177 Industrial Commission Administration Fund

A.R.S. § 23-1081

Revenues generated from an annual assessment on workers' compensation premiums that cannot exceed 3%. Funds used for expenses of the ICA in administering and enforcing applicable labor, occupational safety and health, and workers' compensation laws.

		FY 2022	FY 2023	FY 2024
Sources				
Beginning Balance		6,594.0	5,551.0	3,163.2
Revenues	Industrial Commission of Arizona	18,668.1	19,588.9	21,930.9
	Sources Total	**25,262.1**	**25,139.9**	**25,094.1**
Uses				
Operating Expenditures/Appropriations	Industrial Commission of Arizona	18,268.1	21,976.7	21,976.7
Administrative Adjustments	Industrial Commission of Arizona	375.3	0.0	0.0
IT Project Transfers	Industrial Commission of Arizona	1,067.7	0.0	0.0
HITF Backout	Industrial Commission of Arizona	0.0	0.0	(537.1)
AFIS Charges	Industrial Commission of Arizona	0.0	0.0	1.4
HITF Premium Increase	Industrial Commission of Arizona	0.0	0.0	720.5
Fleet Charges	Industrial Commission of Arizona	0.0	0.0	125.0
Risk Management Adjustment	Industrial Commission of Arizona	0.0	0.0	32.4
Retirement Adjustment	Industrial Commission of Arizona	0.0	0.0	13.1
	Uses Total	**19,711.1**	**21,976.7**	**22,332.0**
Industrial Commission Administration Fund Ending Balance		**5,551.0**	**3,163.2**	**2,762.1**

Sources and Uses of All Major State Funds

Fund Number IC2180 — Special Fund

A.R.S. § 23-1065

Funding is primarily generated from workers' compensation assessments for insurance companies and self-insured employers. Other revenues include building rent and settlements. The fund is used to pay workers' compensation benefits to injured workers.

		FY 2022	FY 2023	FY 2024
Sources				
Beginning Balance		1,248.6	6,558.8	7,075.1
Revenues	Industrial Commission of Arizona	15,735.7	16,742.3	16,803.6
	Sources Total	**16,984.3**	**23,301.1**	**23,878.7**
Uses				
Non-Appropriated Expenditures	Industrial Commission of Arizona	10,425.5	16,226.0	16,226.0
AFIS Charges	Industrial Commission of Arizona	0.0	0.0	2.5
	Uses Total	**10,425.5**	**16,226.0**	**16,228.5**
	Special Fund Ending Balance	**6,558.8**	**7,075.1**	**7,650.2**

Fund Number IC2182 — Municipal Firefighter Cancer Reimbursement Fund

A.R.S. § 23-1702

The Fund is established consisting of fees assessed and collected from cities and towns. Monies in the Fund shall be used to reimburse medical payors for the compensation and benefits paid by municipal firefighters and fire investigators for a disease, infirmity or impairment related to their profession.

		FY 2022	FY 2023	FY 2024
Sources				
Beginning Balance		0.0	15,053.2	25,128.2
Revenues	Industrial Commission of Arizona	15,053.2	15,075.0	15,075.0
	Sources Total	**15,053.2**	**30,128.2**	**40,203.2**
Uses				
Non-Appropriated Expenditures	Industrial Commission of Arizona	0.0	5,000.0	5,000.0
	Uses Total	**0.0**	**5,000.0**	**5,000.0**
	Municipal Firefighter Cancer Reimbursement Fund Ending Balance	**15,053.2**	**25,128.2**	**35,203.2**

Sources and Uses of All Major State Funds

Fund Number IC2185 — Proposition 206 Fair Wages and Healthy Families Fund

A.R.S. § 23-364 (F)

Revenues into the Fair Wages and Healthy Families Fund come from penalties assessed against employers who fail to pay wages or earned paid sick time to their employees as required under Proposition 206 authorized by voters in November 2016. The fund is used to finance activities associated with enforcement of the Proposition, including educational activities.

		FY 2022	FY 2023	FY 2024
Sources				
Beginning Balance		0.0	9.6	9.6
Revenues	Industrial Commission of Arizona	9.6	15.0	15.0
	Sources Total	**9.6**	**24.6**	**24.6**
Uses				
Non-Appropriated Expenditures	Industrial Commission of Arizona	0.0	15.0	15.0
	Uses Total	**0.0**	**15.0**	**15.0**
Proposition 206 Fair Wages and Healthy Families Fund Ending Balance		**9.6**	**9.6**	**9.6**

Fund Number ID1991 — Auto Theft SIMS Settlement Fund

A.R.S. § 35-142

Revenues were received from the Sims Metal Management case court order and used for grants to law enforcement agencies for industry awareness training.

	FY 2022	FY 2023	FY 2024
Sources			
Beginning Balance	1.4	1.4	1.4
Sources Total	**1.4**	**1.4**	**1.4**
Uses			
Uses Total	**0.0**	**0.0**	**0.0**
Auto Theft SIMS Settlement Fund Ending Balance	**1.4**	**1.4**	**1.4**

Sources and Uses of All Major State Funds

Fund Number ID1997 Mortgage Recovery Fund

A.R.S. § 6-991.09

Revenues are received from assessments levied by the Director of Insurance and Financial Institutions on licensed loan originators if the balance of the fund falls below two million dollars at the end of the fiscal year and used for providing relief to persons or parties who have suffered an out-of-pocket loss from a fraudulent mortgage transaction.

		FY 2022	FY 2023	FY 2024
Sources				
Beginning Balance		2,979.4	3,358.6	3,784.2
Revenues	Department of Insurance and Financial Institutions	391.0	438.3	438.3
	Sources Total	**3,370.4**	**3,796.9**	**4,222.5**
Uses				
Non-Appropriated Expenditures	Department of Insurance and Financial Institutions	11.8	12.7	12.7
Retirement Adjustment	Department of Insurance and Financial Institutions	0.0	0.0	0.1
	Uses Total	**11.8**	**12.7**	**12.8**
	Mortgage Recovery Fund Ending Balance	**3,358.6**	**3,784.2**	**4,209.7**

Fund Number ID1998 Financial Services Fund

A.R.S. § 6-991.21

Revenues are received from licensing fees paid by loan originators operating in Arizona and used for regulating and licensing financial institutions.

		FY 2022	FY 2023	FY 2024
Sources				
Beginning Balance		16,554.0	22,767.1	27,454.7
Revenues	Department of Insurance and Financial Institutions	10,236.1	10,659.2	10,659.2
	Sources Total	**26,790.1**	**33,426.3**	**38,113.9**
Uses				
Operating Expenditures/Appropriations	Department of Insurance and Financial Institutions	3,999.2	5,971.6	5,547.9
Administrative Adjustments	Department of Insurance and Financial Institutions	23.9	0.0	0.0
HITF Backout	Department of Insurance and Financial Institutions	0.0	0.0	(150.3)
ERE Corrections	Department of Insurance and Financial Institutions	0.0	0.0	32.5
AFIS Charges	Department of Insurance and Financial Institutions	0.0	0.0	0.1
HITF Premium Increase	Department of Insurance and Financial Institutions	0.0	0.0	201.6
Retirement Adjustment	Department of Insurance and Financial Institutions	0.0	0.0	4.0
	Uses Total	**4,023.1**	**5,971.6**	**5,635.8**
	Financial Services Fund Ending Balance	**22,767.1**	**27,454.7**	**32,478.0**

Sources and Uses of All Major State Funds

Fund Number ID2000 — Federal Grants Fund

A.R.S. § 35-142

Revenues are received from federal grants and used for providing State Appraiser Regulatory Agencies with funds to advance the appraiser regulatory field including, but not limited to, developing and attending trainings, improving appraiser credentialing, investigation, and complaint processes, and expanding credentialing opportunities in under-served markets.

		FY 2022	FY 2023	FY 2024
Sources				
Beginning Balance		0.0	3.7	0.0
Revenues	Department of Insurance and Financial Institutions	118.8	131.1	26.2
	Sources Total	**118.8**	**134.8**	**26.2**
Uses				
Non-Appropriated Expenditures	Department of Insurance and Financial Institutions	115.1	134.8	26.2
	Uses Total	**115.1**	**134.8**	**26.2**
	Federal Grants Fund Ending Balance	**3.7**	**0.0**	**0.0**

Fund Number ID2034 — Insurance Examiners Revolving Fund

A.R.S. § 20-159

Revenues are received from invoices to insurers and other regulated entities and used for paying expenses associated with examining the affairs, transactions, accounts, records, and assets of the insurers and regulated entities.

		FY 2022	FY 2023	FY 2024
Sources				
Beginning Balance		2,021.3	1,208.4	752.3
Revenues	Department of Insurance and Financial Institutions	1,821.5	1,821.5	1,821.5
	Sources Total	**3,842.8**	**3,029.9**	**2,573.8**
Uses				
Non-Appropriated Expenditures	Department of Insurance and Financial Institutions	2,634.4	2,277.6	2,277.6
Rent Adjustment	Department of Insurance and Financial Institutions	0.0	0.0	(1.2)
HITF Backout	Department of Insurance and Financial Institutions	0.0	0.0	(11.8)
AFIS Charges	Department of Insurance and Financial Institutions	0.0	0.0	0.1
HITF Premium Increase	Department of Insurance and Financial Institutions	0.0	0.0	15.8
Retirement Adjustment	Department of Insurance and Financial Institutions	0.0	0.0	0.3
	Uses Total	**2,634.4**	**2,277.6**	**2,280.8**
	Insurance Examiners Revolving Fund Ending Balance	**1,208.4**	**752.3**	**293.0**

Sources and Uses of All Major State Funds

Fund Number ID2060 Automobile Theft Authority Fund

A.R.S. § 41-3451 & 28-2098

Revenues are received from a semi-annual fee of fifty cents per vehicle insured under a motor vehicle liability insurance policy issued by the insurer and used for providing financial support to law enforcement and prosecution agencies for motor vehicle theft prosecution and prevention programs.

		FY 2022	FY 2023	FY 2024
Sources				
Beginning Balance		7,718.6	8,829.1	9,876.5
Revenues	Department of Insurance and Financial Institutions	7,079.2	7,207.1	7,207.1
	Sources Total	**14,797.9**	**16,036.2**	**17,083.6**
Uses				
Operating Expenditures/Appropriations	Department of Insurance and Financial Institutions	5,954.2	6,159.7	6,813.6
Administrative Adjustments	Department of Insurance and Financial Institutions	14.6	0.0	0.0
HITF Backout	Department of Insurance and Financial Institutions	0.0	0.0	(16.4)
HITF Premium Increase	Department of Insurance and Financial Institutions	0.0	0.0	22.0
Risk Management Adjustment	Department of Insurance and Financial Institutions	0.0	0.0	0.6
Retirement Adjustment	Department of Insurance and Financial Institutions	0.0	0.0	0.3
	Uses Total	**5,968.8**	**6,159.7**	**6,820.1**
	Automobile Theft Authority Fund Ending Balance	**8,829.1**	**9,876.5**	**10,263.5**

Sources and Uses of All Major State Funds

Fund Number ID2126 Banking Department Revolving Fund

A.R.S. § 6-135

Revenues are received from any investigative costs, attorney's fees, or civil penalties recovered by the State and used for investigating and prosecuting civil actions against financial entities in Arizona. Any unencumbered balance at the end of the fiscal year above $200,000 is transferred to the Receivership Revolving Fund.

		FY 2022	FY 2023	FY 2024
Sources				
Beginning Balance		160.9	273.0	200.0
Revenues	Department of Insurance and Financial Institutions	289.8	300.7	300.7
	Sources Total	**450.7**	**573.7**	**500.7**
Uses				
Operating Expenditures/Appropriations	Department of Insurance and Financial Institutions	50.3	50.3	50.3
Non-Appropriated Expenditures	Department of Insurance and Financial Institutions	127.4	280.2	280.2
Transfer Due to Fund Balance Cap	Department of Insurance and Financial Institutions	0.0	43.2	0.0
Retirement Adjustment	Department of Insurance and Financial Institutions	0.0	0.0	0.2
	Uses Total	**177.7**	**373.7**	**330.7**
	Banking Department Revolving Fund Ending Balance	**273.0**	**200.0**	**170.0**

Fund Number ID2163 Insurance Department Fingerprinting Fund

A.R.S. § 41-1750

Revenues are received from fees collected from license applicants who are required to submit fingerprint cards and used by the Department of Public Safety for paying for State and Federal criminal background checks.

		FY 2022	FY 2023	FY 2024
Sources				
Beginning Balance		106.0	94.2	102.8
Revenues	Department of Insurance and Financial Institutions	(11.8)	8.6	8.6
	Sources Total	**94.2**	**102.8**	**111.4**
Uses				
	Uses Total	**0.0**	**0.0**	**0.0**
	Insurance Department Fingerprinting Fund Ending Balance	**94.2**	**102.8**	**111.4**

Sources and Uses of All Major State Funds

Fund Number ID2316 Assessment Fund for Voluntary Plans Fund

A.R.S. § 20-2201

Revenues are received from assessments of insurers authorized to write liability insurance and used for paying the costs associated with helping insurance consumers locate liability insurance coverage.

		FY 2022	FY 2023	FY 2024
Sources				
Beginning Balance		94.2	94.2	94.2
Revenues	Department of Insurance and Financial Institutions	0.0	0.0	0.0
	Sources Total	**94.2**	**94.2**	**94.2**
Uses				
HITF Backout	Department of Insurance and Financial Institutions	0.0	0.0	(0.9)
HITF Premium Increase	Department of Insurance and Financial Institutions	0.0	0.0	1.2
	Uses Total	**0.0**	**0.0**	**0.3**
Assessment Fund for Voluntary Plans Fund Ending Balance		**94.2**	**94.2**	**93.9**

Fund Number ID2377 Captive Insurance Regulatory and Supervision Fund

A.R.S. § 20-1098.18

Revenues are received from captive insurer license and renewal fees and used for paying the costs of administering the Captive Insurance program. Any year-end balance exceeding $200,000 is reverted to the General Fund after the close of the fiscal year.

		FY 2022	FY 2023	FY 2024
Sources				
Beginning Balance		619.8	470.7	200.0
Revenues	Department of Insurance and Financial Institutions	846.5	857.0	857.0
	Sources Total	**1,466.3**	**1,327.7**	**1,057.0**
Uses				
Non-Appropriated Expenditures	Department of Insurance and Financial Institutions	575.8	640.4	640.4
HITF Backout	Department of Insurance and Financial Institutions	0.0	0.0	(3.7)
HITF Premium Increase	Department of Insurance and Financial Institutions	0.0	0.0	5.0
Transfer Due to Fund Balance Cap	Department of Insurance and Financial Institutions	419.8	487.3	214.8
Retirement Adjustment	Department of Insurance and Financial Institutions	0.0	0.0	0.5
	Uses Total	**995.6**	**1,127.7**	**857.0**
Captive Insurance Regulatory and Supervision Fund Ending Balance		**470.7**	**200.0**	**200.0**

Sources and Uses of All Major State Funds

Fund Number ID2467 Health Care Appeals Fund

A.R.S. § 20-2540

Revenues are received from invoices to insurers and used for compensating procured independent review organizations for reviewing health care appeal cases that involve issues of medical necessity and to pay expenses related to implementing and maintaining the external independent review process.

		FY 2022	FY 2023	FY 2024
Sources				
Beginning Balance		106.2	151.9	214.0
Revenues	Department of Insurance and Financial Institutions	227.2	258.0	258.0
	Sources Total	**333.4**	**409.9**	**472.0**
Uses				
Non-Appropriated Expenditures	Department of Insurance and Financial Institutions	181.5	195.9	195.9
HITF Backout	Department of Insurance and Financial Institutions	0.0	0.0	(2.3)
AFIS Charges	Department of Insurance and Financial Institutions	0.0	0.0	0.1
HITF Premium Increase	Department of Insurance and Financial Institutions	0.0	0.0	3.1
Retirement Adjustment	Department of Insurance and Financial Institutions	0.0	0.0	0.1
	Uses Total	**181.5**	**195.9**	**196.9**
	Health Care Appeals Fund Ending Balance	**151.9**	**214.0**	**275.1**

Fund Number ID2473 Financial Surveillance Fund

A.R.S. § 20-156

Revenues are received from assessments on Arizona insurers and used for paying the costs of employing Financial Analysts to conduct financial surveillance of domestic insurers.

		FY 2022	FY 2023	FY 2024
Sources				
Beginning Balance		154.6	438.4	400.0
Revenues	Department of Insurance and Financial Institutions	490.1	532.1	532.1
	Sources Total	**644.7**	**970.5**	**932.1**
Uses				
Non-Appropriated Expenditures	Department of Insurance and Financial Institutions	206.3	570.5	570.5
HITF Backout	Department of Insurance and Financial Institutions	0.0	0.0	(8.9)
HITF Premium Increase	Department of Insurance and Financial Institutions	0.0	0.0	11.9
Retirement Adjustment	Department of Insurance and Financial Institutions	0.0	0.0	0.5
	Uses Total	**206.3**	**570.5**	**574.0**
	Financial Surveillance Fund Ending Balance	**438.4**	**400.0**	**358.0**

Sources and Uses of All Major State Funds

Fund Number ID2500 IGA and ISA Fund

A.R.S. § 35-142

Revenues are received from and used for the requirements of any inter-agency or inter-governmental agreements of the agency

		FY 2022	FY 2023	FY 2024
Sources				
Beginning Balance		0.7	0.7	0.7
	Sources Total	**0.7**	**0.7**	**0.7**
Uses				
	Uses Total	**0.0**	**0.0**	**0.0**
	IGA and ISA Fund Ending Balance	**0.7**	**0.7**	**0.7**

Fund Number ID3023 Receivership Revolving Fund

A.R.S. § 6-135.01

Revenues are received from fees and costs in receiverships in which the Director was the receiver, and monies received from the Banking Department Revolving Fund, and used for paying any costs incurred by the Department arising out of the administration of a receivership in which the Director is the receiver.

		FY 2022	FY 2023	FY 2024
Sources				
Beginning Balance		884.1	882.9	881.7
	Sources Total	**884.1**	**882.9**	**881.7**
Uses				
Non-Appropriated Expenditures	Department of Insurance and Financial Institutions	1.2	1.2	1.2
	Uses Total	**1.2**	**1.2**	**1.2**
	Receivership Revolving Fund Ending Balance	**882.9**	**881.7**	**880.5**

Sources and Uses of All Major State Funds

Fund Number ID3104 Receivership Liquidation Fund

A.R.S. § 20-648

Revenues are received from the estates of insurers in receivership and used for paying administrative costs of the receiverships overseen by the Department.

		FY 2022	FY 2023	FY 2024
Sources				
Beginning Balance		108.3	449.7	475.4
Revenues	Department of Insurance and Financial Institutions	459.4	162.7	162.7
	Sources Total	**567.7**	**612.4**	**638.1**
Uses				
Non-Appropriated Expenditures	Department of Insurance and Financial Institutions	118.0	137.0	137.0
HITF Backout	Department of Insurance and Financial Institutions	0.0	0.0	(1.1)
HITF Premium Increase	Department of Insurance and Financial Institutions	0.0	0.0	1.5
Retirement Adjustment	Department of Insurance and Financial Institutions	0.0	0.0	0.2
	Uses Total	**118.0**	**137.0**	**137.6**
	Receivership Liquidation Fund Ending Balance	**449.7**	**475.4**	**500.5**

Fund Number ID3727 Insurance Tax Premium Clearing Fund

A.R.S. § 20-224

Revenues are received from specified taxes on vehicle insurance premiums that are transferred to the Department of Public Safety Personnel Retirement System, and from taxes on fire insurance premiums that are transferred to municipal fire districts to pay fire fighter pension obligations.

		FY 2022	FY 2023	FY 2024
Sources				
Beginning Balance		23,064.7	24,459.5	24,459.5
Revenues	Department of Insurance and Financial Institutions	1,394.8	0.0	0.0
	Sources Total	**24,459.5**	**24,459.5**	**24,459.5**
Uses				
	Uses Total	**0.0**	**0.0**	**0.0**
	Insurance Tax Premium Clearing Fund Ending Balance	**24,459.5**	**24,459.5**	**24,459.5**

Sources and Uses of All Major State Funds

Fund Number JC2000 — Federal Grants Fund

A.R.S. § 35-142

Revenues are received from federal grants awarded to the Criminal Justice Commission as well as other federal funds passed through to the agency from other state agencies. Funds are used for providing grants to state, county and local agencies as well as non-profit organizations to carry out the mission and purpose of the various grant programs, and to conduct research projects by the Statistical Analysis Center.

		FY 2022	FY 2023	FY 2024
Sources				
Beginning Balance		13,698.6	10,075.5	10,900.4
Revenues	Criminal Justice Commission	7,897.6	12,641.7	3,818.2
	Sources Total	**21,596.2**	**22,717.2**	**14,718.6**
Uses				
Non-Appropriated Expenditures	Criminal Justice Commission	11,520.7	11,816.8	11,816.8
HITF Backout	Criminal Justice Commission	0.0	0.0	(9.1)
AFIS Charges	Criminal Justice Commission	0.0	0.0	0.1
HITF Premium Increase	Criminal Justice Commission	0.0	0.0	12.2
Retirement Adjustment	Criminal Justice Commission	0.0	0.0	0.3
	Uses Total	**11,520.7**	**11,816.8**	**11,820.3**
	Federal Grants Fund Ending Balance	**10,075.5**	**10,900.4**	**2,898.3**

Fund Number JC2134 — Criminal Justice Enhancement Fund

A.R.S. § 41-2401

Revenues are received from a 3.52% allocation from the Criminal Justice Enhancement Fund and a portion of the Fill the Gap funds for full service State crime labs and used for agency operations and for grants to local law enforcement agencies.

		FY 2022	FY 2023	FY 2024
Sources				
Beginning Balance		958.4	1,122.6	1,528.9
Revenues	Criminal Justice Commission	1,154.9	1,120.2	1,086.7
	Sources Total	**2,113.3**	**2,242.8**	**2,615.6**
Uses				
Operating Expenditures/Appropriations	Criminal Justice Commission	485.6	708.9	708.9
Non-Appropriated Expenditures	Criminal Justice Commission	505.1	5.0	5.0
Rent Adjustment	Criminal Justice Commission	0.0	0.0	25.1
HITF Backout	Criminal Justice Commission	0.0	0.0	(14.8)
ERE Corrections	Criminal Justice Commission	0.0	0.0	3.7
HITF Premium Increase	Criminal Justice Commission	0.0	0.0	19.9
Risk Management Adjustment	Criminal Justice Commission	0.0	0.0	(0.1)
Retirement Adjustment	Criminal Justice Commission	0.0	0.0	0.6
	Uses Total	**990.7**	**713.9**	**748.3**
	Criminal Justice Enhancement Fund Ending Balance	**1,122.6**	**1,528.9**	**1,867.4**

Sources and Uses of All Major State Funds

Fund Number JC2198 Victims Compensation and Assistance Fund

A.R.S. § 41-2407

Revenues are received from court surcharges, assessments on prison inmate wages, unclaimed restitution, and parole fees and are used for compensating and assisting crime victims.

		FY 2022	FY 2023	FY 2024
Sources				
Beginning Balance		3,084.8	4,835.7	4,085.0
Revenues	Criminal Justice Commission	3,527.3	3,500.0	3,500.0
	Sources Total	**6,612.1**	**8,335.7**	**7,585.0**
Uses				
Operating Expenditures/Appropriations	Criminal Justice Commission	1,776.4	4,250.7	4,250.7
HITF Backout	Criminal Justice Commission	0.0	0.0	(11.9)
ERE Corrections	Criminal Justice Commission	0.0	0.0	1.9
AFIS Charges	Criminal Justice Commission	0.0	0.0	0.1
HITF Premium Increase	Criminal Justice Commission	0.0	0.0	16.0
Retirement Adjustment	Criminal Justice Commission	0.0	0.0	0.2
	Uses Total	**1,776.4**	**4,250.7**	**4,257.0**
	Victims Compensation and Assistance Fund Ending Balance	**4,835.7**	**4,085.0**	**3,328.0**

Fund Number JC2280 Resource Center Fund

A.R.S. § 41-2402

Revenues are received from a 1.20% allocation from superior court filing fees, a 1.31% allocation of notary bond fees, gifts, and grants and are used for funding the Arizona Youth Survey and the Statistical Analysis Center.

		FY 2022	FY 2023	FY 2024
Sources				
Beginning Balance		468.2	585.3	593.4
Revenues	Criminal Justice Commission	675.1	655.2	655.2
	Sources Total	**1,143.3**	**1,240.5**	**1,248.6**
Uses				
Operating Expenditures/Appropriations	Criminal Justice Commission	558.0	647.1	647.1
HITF Backout	Criminal Justice Commission	0.0	0.0	(10.6)
ERE Corrections	Criminal Justice Commission	0.0	0.0	4.4
HITF Premium Increase	Criminal Justice Commission	0.0	0.0	14.2
Risk Management Adjustment	Criminal Justice Commission	0.0	0.0	(0.1)
Retirement Adjustment	Criminal Justice Commission	0.0	0.0	37.6
	Uses Total	**558.0**	**647.1**	**692.6**
	Resource Center Fund Ending Balance	**585.3**	**593.4**	**556.0**

Sources and Uses of All Major State Funds

Fund Number JC2433 — Fingerprint Clearance Card Fund

A.R.S. § 41-1758.06

Revenues are received from charges on fingerprint clearance card applicants and used for criminal history searches on job applicants for selected positions.

		FY 2022	FY 2023	FY 2024
Sources				
Beginning Balance		1,145.5	949.0	781.0
	Sources Total	**1,145.5**	**949.0**	**781.0**
Uses				
Non-Lapsing Authority from Prior Years	Criminal Justice Commission	196.5	168.0	0.0
	Uses Total	**196.5**	**168.0**	**0.0**
	Fingerprint Clearance Card Fund Ending Balance	**949.0**	**781.0**	**781.0**

Fund Number JC2443 — State Aid to County Attorneys Fund

A.R.S. § 11-539

Revenues are received from supplemental charges on criminal and civil traffic fines that are distributed by formula to the counties and used for the processing of criminal cases.

		FY 2022	FY 2023	FY 2024
Sources				
Beginning Balance		0.0	57.4	(166.3)
Revenues	Criminal Justice Commission	752.7	750.0	750.0
	Sources Total	**752.7**	**807.4**	**583.7**
Uses				
Operating Expenditures/Appropriations	Criminal Justice Commission	695.3	973.7	973.7
	Uses Total	**695.3**	**973.7**	**973.7**
	State Aid to County Attorneys Fund Ending Balance	**57.4**	**(166.3)**	**(390.0)**

Note: Revenues in FY 2023 and FY 2024 are lower than the appropriation. The Arizona Criminal Justice Commission will not be able to spend the full appropriation and will be able to only expend the amount of revenue available.

Sources and Uses of All Major State Funds

Fund Number JC2445 State Aid to Indigent Defense Fund

A.R.S. § 11-588

Revenues are received from a portion of filing fees collected by the Supreme Court and the Court of Appeals and used for providing State aid to the county public defender, legal defender, and contract indigent defense counsel for the processing of criminal cases.

		FY 2022	FY 2023	FY 2024
Sources				
Beginning Balance		104.1	275.4	426.4
Revenues	Criminal Justice Commission	864.7	851.0	851.0
	Sources Total	**968.8**	**1,126.4**	**1,277.4**
Uses				
Operating Expenditures/Appropriations	Criminal Justice Commission	693.4	700.0	700.0
	Uses Total	**693.4**	**700.0**	**700.0**
	State Aid to Indigent Defense Fund Ending Balance	**275.4**	**426.4**	**577.4**

Fund Number JC2449 Employee Recognition Fund

A.R.S. § 41-709

Revenues are received from donations and employee fundraising events and used for recognizing outstanding employee performance and conducting events that enhance the morale of the agency.

		FY 2022	FY 2023	FY 2024
Sources				
Beginning Balance		0.3	0.3	0.3
	Sources Total	**0.3**	**0.3**	**0.3**
Uses				
	Uses Total	**0.0**	**0.0**	**0.0**
	Employee Recognition Fund Ending Balance	**0.3**	**0.3**	**0.3**

Fund Number JC2500 IGA and ISA Fund

A.R.S. § 35-142

Revenues are received from and used for the requirements of any inter-agency or inter-governmental agreements of the agency

		FY 2022	FY 2023	FY 2024
Sources				
Beginning Balance		42.3	42.3	42.3
	Sources Total	**42.3**	**42.3**	**42.3**
Uses				
	Uses Total	**0.0**	**0.0**	**0.0**
	IGA and ISA Fund Ending Balance	**42.3**	**42.3**	**42.3**

Sources and Uses of All Major State Funds

Fund Number JC2516 Drug and Gang Enforcement Fund

A.R.S. § 41-2402

Revenues are received from fines for felony drug offense convictions and used for providing grants to agencies to enhance efforts to deter, investigate, prosecute, adjudicate, and punish drug offenders and members of criminal street gangs.

		FY 2022	FY 2023	FY 2024
Sources				
Beginning Balance		3,577.9	4,464.2	4,116.7
Revenues	Criminal Justice Commission	4,030.4	3,909.5	3,909.5
	Sources Total	**7,608.3**	**8,373.7**	**8,026.2**
Uses				
Non-Appropriated Expenditures	Criminal Justice Commission	3,144.1	4,257.0	4,257.0
HITF Backout	Criminal Justice Commission	0.0	0.0	(10.7)
HITF Premium Increase	Criminal Justice Commission	0.0	0.0	14.4
Fleet Charges	Criminal Justice Commission	0.0	0.0	(0.5)
Risk Management Adjustment	Criminal Justice Commission	0.0	0.0	(0.1)
Retirement Adjustment	Criminal Justice Commission	0.0	0.0	51.7
	Uses Total	**3,144.1**	**4,257.0**	**4,311.8**
Drug and Gang Enforcement Fund Ending Balance		**4,464.2**	**4,116.7**	**3,714.4**

Fund Number JC2985 ACJC Coronavirus State and Local Fiscal Recovery Fund

A.R.S. § 35-142

Revenues are received from the American Rescue Plan Act (ARPA) and used for expenses related to the mitigation and recovery from the Coronavirus Disease 2019 (COVID-19) public health emergency.

		FY 2022	FY 2023	FY 2024
Sources				
Beginning Balance		0.0	1,165.7	0.0
Revenues	Criminal Justice Commission	1,200.0	10,000.0	0.0
	Sources Total	**1,200.0**	**11,165.7**	**0.0**
Uses				
Non-Appropriated Expenditures	Criminal Justice Commission	34.3	11,165.7	0.0
	Uses Total	**34.3**	**11,165.7**	**0.0**
ACJC Coronavirus State and Local Fiscal Recovery Fund Ending Balance		**1,165.7**	**0.0**	**0.0**

Sources and Uses of All Major State Funds

Fund Number LC3127 — Legislative, Executive, Judicial Public Buildings Land Fund

A.R.S. § 37-525

Monies are received from the lease and sale of lands granted to Legislative, Executive, and Judicial Public Buildings through Arizona's Enabling Act, Section 25, as well as interest on the fund. The fund is used to provide a continuous source of monies for legislative, executive, and judicial buildings in the State.

		FY 2022	FY 2023	FY 2024
Sources				
Beginning Balance		0.0	86.7	86.7
Revenues	Legislative Council	400.0	400.0	400.0
	Sources Total	**400.0**	**486.7**	**486.7**
Uses				
Non-Appropriated Expenditures	Legislative Council	313.3	400.0	400.0
	Uses Total	**313.3**	**400.0**	**400.0**
Legislative, Executive, Judicial Public Buildings Land Fund Ending Balance		**86.7**	**86.7**	**86.7**

Fund Number LC9999 — Gift Shop Revolving Fund

A.R.S. § 41-1307

Deposits into the Gift Shop Revolving Fund come from gift shop proceeds received from the sale of goods, gifts, nonfederal grants and donations. Receipts are used to provide the public goods for sale that are reflective of the themes of the State Capitol Museum and the State.

		FY 2022	FY 2023	FY 2024
Sources				
Beginning Balance		0.0	0.0	25.8
Revenues	Legislative Council	0.0	35.8	10.0
	Sources Total	**0.0**	**35.8**	**35.8**
Uses				
Non-Appropriated Expenditures	Legislative Council	0.0	10.0	10.0
	Uses Total	**0.0**	**10.0**	**10.0**
Gift Shop Revolving Fund Ending Balance		**0.0**	**25.8**	**25.8**

Fund Number LD2024 — Federal Reclaim Trust Fund

A.R.S. § 37-106

Revenues are received from reimbursements by lessees and earned interest and used for making payments for Federal reclamation project assessments when State land lessees are delinquent.

		FY 2022	FY 2023	FY 2024
Sources				
Beginning Balance		46.9	47.4	47.9
Revenues	Land Department	0.5	0.5	0.5
	Sources Total	**47.4**	**47.9**	**48.4**
Federal Reclaim Trust Fund Ending Balance		**47.4**	**47.9**	**48.4**

Sources and Uses of All Major State Funds

Fund Number LD2129 CAP Municipal & Industrial Repayment Fund

A.R.S. § 37-526

Revenues are received from the transfer of water rights from CAP and are used for helping offset the costs of water service payments by the CAP. This fund acts as a clearinghouse for reimbursements to the State from sales of municipal and industrial water rights for the Central Arizona Project (CAP).

	FY 2022	FY 2023	FY 2024
Sources			
Beginning Balance	9.9	9.9	9.9
Sources Total	**9.9**	**9.9**	**9.9**
Uses			
Uses Total	**0.0**	**0.0**	**0.0**
CAP Municipal & Industrial Repayment Fund Ending Balance	**9.9**	**9.9**	**9.9**

Fund Number LD2212 Land Non-Governmental Agreements Fund

A.R.S. § 35-148

Revenues are received from other agencies that use Land Department services or products and are used for services or products provided by other agencies.

	FY 2022	FY 2023	FY 2024
Sources			
Beginning Balance	136.2	136.2	136.2
Sources Total	**136.2**	**136.2**	**136.2**
Uses			
Uses Total	**0.0**	**0.0**	**0.0**
Land Non-Governmental Agreements Fund Ending Balance	**136.2**	**136.2**	**136.2**

Sources and Uses of All Major State Funds

Fund Number LD2253 Off-highway Vehicle Recreation Fund

A.R.S. § 28-1176

Revenues are received from a portion of receipts collected from motor vehicle fuel license taxes and are allocated as follows: 60% to State Parks, 35% to the Arizona Game and Fish Department, and 5% to the State Land Department, and used for planning, administering, and enforcing off-highway vehicle recreation, and for developing facilities consistent with the off-highway vehicle plan.

		FY 2022	FY 2023	FY 2024
Sources				
Beginning Balance		611.7	740.7	886.3
Revenues	Land Department	314.5	321.1	333.3
	Sources Total	**926.2**	**1,061.8**	**1,219.6**
Uses				
Non-Appropriated Expenditures	Land Department	185.5	146.8	146.8
Prior Committed or Obligated Expenditures	Land Department	0.0	28.7	0.0
HITF Backout	Land Department	0.0	0.0	(0.9)
HITF Premium Increase	Land Department	0.0	0.0	1.2
	Uses Total	**185.5**	**175.5**	**147.1**
	Off-highway Vehicle Recreation Fund Ending Balance	**740.7**	**886.3**	**1,072.5**

Fund Number LD2274 Environmental Special Plate Fund

A.R.S. § 37-1015

Revenues are received from a portion of the proceeds from the sale of Environmental Special License Plates and used for environmental education.

		FY 2022	FY 2023	FY 2024
Sources				
Beginning Balance		56.8	77.9	7.3
Revenues	Land Department	201.1	215.0	224.0
	Sources Total	**257.9**	**292.9**	**231.3**
Uses				
Operating Expenditures/Appropriations	Land Department	177.5	260.6	260.6
Administrative Adjustments	Land Department	2.5	0.0	0.0
Non-Lapsing Authority from Prior Years	Land Department	0.0	25.0	0.0
	Uses Total	**180.0**	**285.6**	**260.6**
	Environmental Special Plate Fund Ending Balance	**77.9**	**7.3**	**(29.3)**

Note: Available cash is expected to be less than the appropriated spending authority in FY 2024. The Department will be able to expend only the amount of cash available that year.

Sources and Uses of All Major State Funds

Fund Number LD2449 — Employee Recognition Fund

A.R.S. § 41-709

Revenues are received from donations from agency employees and through fund raising events, and used for recognizing outstanding employee performance and conducting events that enhance the morale of the agency.

		FY 2022	FY 2023	FY 2024
Sources				
Beginning Balance		0.0	0.0	0.0
	Sources Total	**0.0**	**0.0**	**0.0**
Uses				
	Uses Total	**0.0**	**0.0**	**0.0**
	Employee Recognition Fund Ending Balance	**0.0**	**0.0**	**0.0**

Note: This fund often is rarely used. Agency cannot predict when employees donate.

Fund Number LD2451 — State Land Department Fund

A.R.S. § 37-205

Revenues are received from reimbursements by land purchasers or lessees and used for paying for zoning application fees and advertising for land sales.

		FY 2022	FY 2023	FY 2024
Sources				
Beginning Balance		21,687.1	21,857.1	21,827.1
Revenues	Land Department	564.0	520.0	520.0
	Sources Total	**22,251.1**	**22,377.1**	**22,347.1**
Uses				
Non-Appropriated Expenditures	Land Department	394.0	550.0	550.0
	Uses Total	**394.0**	**550.0**	**550.0**
	State Land Department Fund Ending Balance	**21,857.1**	**21,827.1**	**21,797.1**

Fund Number LD2500 — IGA and ISA Fund

A.R.S. § 35-142

Revenues are received from and used for the requirements of any inter-agency or inter-governmental agreements of the agency

		FY 2022	FY 2023	FY 2024
Sources				
Beginning Balance		24.0	24.0	24.0
	Sources Total	**24.0**	**24.0**	**24.0**
Uses				
	Uses Total	**0.0**	**0.0**	**0.0**
	IGA and ISA Fund Ending Balance	**24.0**	**24.0**	**24.0**

Sources and Uses of All Major State Funds

Fund Number LD2526 Due Diligence Fund

A.R.S. § 37-110

Revenues are received from refunds from the winning bidder of State Trust land for the cost of engineering and planning studies (due diligence studies) and used for paying the upfront costs of these studies prior to the sale of State Trust land.

			FY 2022	FY 2023	FY 2024
Sources					
Beginning Balance			774.7	1,302.5	(1,997.5)
Revenues	Land Department		545.1	1,700.0	1,500.0
		Sources Total	**1,319.8**	**3,002.5**	**(497.5)**
Uses					
Operating Expenditures/Appropriations	Land Department		4.0	5,000.0	5,000.0
Administrative Adjustments	Land Department		13.3	0.0	0.0
		Uses Total	**17.3**	**5,000.0**	**5,000.0**
		Due Diligence Fund Ending Balance	**1,302.5**	**(1,997.5)**	**(5,497.5)**

Note: Available cash is expected to be less than the appropriated spending authority in FY 2023 and FY 2024. The Department will be able to expend only the amounts of cash available each year.

Fund Number LD3146 Trust Land Management Fund

A.R.S. § 37-527 & 37-107

Revenues are received from application, sales administration, and other fees and used for Department operations.

			FY 2022	FY 2023	FY 2024
Sources					
Beginning Balance			20,229.0	41,024.3	42,595.5
Revenues	Land Department		27,029.4	9,600.0	8,400.0
		Sources Total	**47,258.4**	**50,624.3**	**50,995.5**
Uses					
Operating Expenditures/Appropriations	Land Department		5,881.7	8,028.8	6,528.8
Administrative Adjustments	Land Department		352.5	0.0	0.0
AFIS Charges	Land Department		0.0	0.0	0.3
Fleet Charges	Land Department		0.0	0.0	87.2
		Uses Total	**6,234.1**	**8,028.8**	**6,616.3**
		Trust Land Management Fund Ending Balance	**41,024.3**	**42,595.5**	**44,379.2**

Note: FY 2022 had an unusually high amount of auctions. FY 2023 revenue projections are based on planned auctions scheduled for FY 2023.

Sources and Uses of All Major State Funds

Fund Number LD3201 Riparian Trust Fund

A.R.S. § 37-1156

This fund supports the acquisition of wetland areas in the state. It is underwritten by sales of streambed land and resources, donations, and applicable legal damages.

	FY 2022	FY 2023	FY 2024
Sources			
Beginning Balance	6.6	6.6	6.6
Sources Total	**6.6**	**6.6**	**6.6**
Uses			
Uses Total	**0.0**	**0.0**	**0.0**
Riparian Trust Fund Ending Balance	**6.6**	**6.6**	**6.6**

Fund Number LD3732 Land Clearance Fund

A.R.S. § 35-142

Revenues are received from various sources and held in the Fund until the end of a given month and used for distributing funding to beneficiaries or permanent funds. Its purpose is merely to create efficiency by limiting the number of transfers within a year.

		FY 2022	FY 2023	FY 2024
Sources				
Beginning Balance		62,501.6	30,835.5	30,435.5
Revenues	Land Department	(31,465.0)	0.0	0.0
	Sources Total	**31,036.6**	**30,835.5**	**30,435.5**
Uses				
Non-Appropriated Expenditures	Land Department	1,174.8	400.0	400.0
Residual Equity Transfer	Land Department	(973.7)	0.0	0.0
	Uses Total	**201.1**	**400.0**	**400.0**
	Land Clearance Fund Ending Balance	**30,835.5**	**30,435.5**	**30,035.5**

Note: Negative amounts are likely pending transfers out to the State Trust Land Beneficiaries

Sources and Uses of All Major State Funds

Fund Number LD4009 Resource Analysis Revolving Fund

A.R.S. § 37-176

Revenues are received from receipts from the sale of Department-provided geographic information system (GIS) products and services and used for expenses related to data processing and support for the State's GIS.

		FY 2022	FY 2023	FY 2024
Sources				
Beginning Balance		139.9	119.0	65.2
Revenues	Land Department	52.5	52.3	52.3
	Sources Total	**192.5**	**171.3**	**117.5**
Uses				
Non-Appropriated Expenditures	Land Department	71.6	106.1	106.1
Residual Equity Transfer	Land Department	1.9	0.0	0.0
	Uses Total	**73.5**	**106.1**	**106.1**
	Resource Analysis Revolving Fund Ending Balance	**119.0**	**65.2**	**11.4**

Fund Number LL1996 Liquor Licenses Fund

A.R.S. § 4-120

The fund, which receives its revenue from liquor license fees, is used for Department operations.

		FY 2022	FY 2023	FY 2024
Sources				
Beginning Balance		116.9	0.0	0.0
Revenues	Department of Liquor Licenses and Control	4,374.5	7,112.5	6,555.2
	Sources Total	**4,491.4**	**7,112.5**	**6,555.2**
Uses				
Operating Expenditures/Appropriations	Department of Liquor Licenses and Control	4,254.7	7,112.5	6,555.2
Administrative Adjustments	Department of Liquor Licenses and Control	4.6	0.0	0.0
HITF Backout	Department of Liquor Licenses and Control	0.0	0.0	(90.2)
ERE Corrections	Department of Liquor Licenses and Control	0.0	0.0	8.0
AFIS Charges	Department of Liquor Licenses and Control	0.0	0.0	0.1
HITF Premium Increase	Department of Liquor Licenses and Control	0.0	0.0	121.0
Fleet Charges	Department of Liquor Licenses and Control	0.0	0.0	185.4
Transfer Due to Fund Balance Cap	Department of Liquor Licenses and Control	232.1	0.0	0.0
Risk Management Adjustment	Department of Liquor Licenses and Control	0.0	0.0	61.7
Retirement Adjustment	Department of Liquor Licenses and Control	0.0	0.0	(1,033.7)
Non-Lapsing Authority from Prior Years	Department of Liquor Licenses and Control	0.0	0.0	0.0
	Uses Total	**4,491.4**	**7,112.5**	**5,807.5**
	Liquor Licenses Fund Ending Balance	**0.0**	**0.0**	**747.7**

Sources and Uses of All Major State Funds

Fund Number LL1997 — Growlers Fund

A.R.S. § 4-116.01

The fund receives revenues from growler permit applications, which are deposited in to the Liquor License Fund (LL1996) for department operations.

		FY 2022	FY 2023	FY 2024
Sources				
Beginning Balance		94.9	123.9	161.7
Revenues	Department of Liquor Licenses and Control	42.5	37.8	37.8
	Sources Total	**137.4**	**161.7**	**199.5**
Uses				
Non-Appropriated Expenditures	Department of Liquor Licenses and Control	13.5	0.0	0.0
	Uses Total	**13.5**	**0.0**	**0.0**
	Growlers Fund Ending Balance	**123.9**	**161.7**	**199.5**

Fund Number LL1998 — Sampling Privileges Fund

A.R.S. § 4-116.01

The fund receives revenues from sampling privilege applications, which are deposited in to the Liquor License Fund (LL1996) for department operations.

		FY 2022	FY 2023	FY 2024
Sources				
Beginning Balance		88.9	125.2	157.4
Revenues	Department of Liquor Licenses and Control	36.3	32.2	32.2
	Sources Total	**125.2**	**157.4**	**189.6**
Uses				
	Uses Total	**0.0**	**0.0**	**0.0**
	Sampling Privileges Fund Ending Balance	**125.2**	**157.4**	**189.6**

Fund Number LL2000 — Federal Grants Fund

A.R.S. § 35-142

Revenue is received from federal grants and is used as specified by the grants.

		FY 2022	FY 2023	FY 2024
Sources				
Beginning Balance		2.4	2.4	2.4
Revenues	Department of Liquor Licenses and Control	345.8	0.0	0.0
	Sources Total	**348.2**	**2.4**	**2.4**
Uses				
Non-Appropriated Expenditures	Department of Liquor Licenses and Control	345.8	0.0	0.0
HITF Backout	Department of Liquor Licenses and Control	0.0	0.0	(2.6)
HITF Premium Increase	Department of Liquor Licenses and Control	0.0	0.0	3.5
	Uses Total	**345.8**	**0.0**	**0.9**
	Federal Grants Fund Ending Balance	**2.4**	**2.4**	**1.5**

Sources and Uses of All Major State Funds

Fund Number LL2159 — DPS-FBI Fingerprint Fund

A.R.S. § 41-1758.06

The fund provides a separate accounting for the collection and payment of fees for fingerprint processing. Fees for fingerprints are transferred to DPS.

		FY 2022	FY 2023	FY 2024
Sources				
Beginning Balance		5.2	0.5	0.5
Revenues	Department of Liquor Licenses and Control	(4.7)	0.0	0.0
	Sources Total	**0.5**	**0.5**	**0.5**
Uses				
	Uses Total	**0.0**	**0.0**	**0.0**
	DPS-FBI Fingerprint Fund Ending Balance	**0.5**	**0.5**	**0.5**

Fund Number LL2500 — IGA and ISA Fund

A.R.S. § 35-142

Revenues are received from and are used for the requirements of any inter-agency or inter-governmental agreements of the agency.

		FY 2022	FY 2023	FY 2024
Sources				
Beginning Balance		49.8	49.8	49.8
	Sources Total	**49.8**	**49.8**	**49.8**
Uses				
	Uses Total	**0.0**	**0.0**	**0.0**
	IGA and ISA Fund Ending Balance	**49.8**	**49.8**	**49.8**

Fund Number LL3008 — Liquor License Special Collections Fund

A.R.S. § 4-209

This fund recieves revenues from surcharge fees paid through license renewal fees. These monies are used for transfers to other state agencies and to the Arizona counties that receive one third of the renewal fees for their county. All remaining amounts are transferred to the General Fund.

		FY 2022	FY 2023	FY 2024
Sources				
Beginning Balance		1,555.2	1,000.0	700.0
Revenues	Department of Liquor Licenses and Control	(292.5)	700.0	700.0
	Sources Total	**1,262.7**	**1,700.0**	**1,400.0**
Uses				
AFIS Charges	Department of Liquor Licenses and Control	0.0	0.0	0.1
Transfer Due to Fund Balance Cap	Department of Liquor Licenses and Control	262.7	1,000.0	700.0
	Uses Total	**262.7**	**1,000.0**	**700.1**
	Liquor License Special Collections Fund Ending Balance	**1,000.0**	**700.0**	**699.9**

Sources and Uses of All Major State Funds

Fund Number LL3010 — J Fund Audit Surcharge Fund

A.R.S. § 4-209 (J)

Revenues are generated by a thirty dollar surcharge on liquor licenses. The funds are used for costs associated with auditing liquor statute compliance.

		FY 2022	FY 2023	FY 2024
Sources				
Beginning Balance		234.3	309.7	370.8
Revenues	Department of Liquor Licenses and Control	196.4	197.2	198.0
	Sources Total	**430.7**	**506.9**	**568.8**
Uses				
Non-Appropriated Expenditures	Department of Liquor Licenses and Control	121.0	136.1	136.1
HITF Backout	Department of Liquor Licenses and Control	0.0	0.0	(3.9)
HITF Premium Increase	Department of Liquor Licenses and Control	0.0	0.0	5.2
Retirement Adjustment	Department of Liquor Licenses and Control	0.0	0.0	0.2
	Uses Total	**121.0**	**136.1**	**137.6**
	J Fund Audit Surcharge Fund Ending Balance	**309.7**	**370.8**	**431.1**

Fund Number LL3011 — K Fund Enforcement Surcharges Fund

A.R.S. § 4-209 (K)

Revenues are generated by a thirty-five dollar surcharge on liquor licenses. The funds are used for costs associated with investigating licensees who have been the subject of multiple complaints to the department.

		FY 2022	FY 2023	FY 2024
Sources				
Beginning Balance		160.9	325.1	287.5
Revenues	Department of Liquor Licenses and Control	468.2	475.9	483.7
	Sources Total	**629.1**	**801.0**	**771.2**
Uses				
Non-Appropriated Expenditures	Department of Liquor Licenses and Control	304.0	513.5	513.5
HITF Backout	Department of Liquor Licenses and Control	0.0	0.0	(10.2)
HITF Premium Increase	Department of Liquor Licenses and Control	0.0	0.0	13.7
Retirement Adjustment	Department of Liquor Licenses and Control	0.0	0.0	(187.6)
	Uses Total	**304.0**	**513.5**	**329.4**
	K Fund Enforcement Surcharges Fund Ending Balance	**325.1**	**287.5**	**441.8**

Sources and Uses of All Major State Funds

Fund Number LL3012 — L Fund Enforcement Surcharges Fund

A.R.S. § 4-209 (L)

Revenues are generated by twenty dollar surcharge on hotel-motel and restaurant liquor licenses and a thirty-five dollar surcharge on all other liquor licenses. The funds are used for costs associated with neighborhood association interaction and the liquor enforcement management unit.

		FY 2022	FY 2023	FY 2024
Sources				
Beginning Balance		149.1	201.2	98.9
Revenues	Department of Liquor Licenses and Control	403.2	411.2	419.3
	Sources Total	**552.3**	**612.4**	**518.2**
Uses				
Non-Appropriated Expenditures	Department of Liquor Licenses and Control	351.1	513.5	513.5
HITF Backout	Department of Liquor Licenses and Control	0.0	0.0	(6.0)
HITF Premium Increase	Department of Liquor Licenses and Control	0.0	0.0	8.0
Retirement Adjustment	Department of Liquor Licenses and Control	0.0	0.0	(187.6)
	Uses Total	**351.1**	**513.5**	**327.9**
	L Fund Enforcement Surcharges Fund Ending Balance	**201.2**	**98.9**	**190.3**

Fund Number LL3017 — DLLC 17W0 Issuance Fund

A.R.S. § 4-203.04 (B)

Revenues are generated by direct shipment application issuance fees. The funds are used for administrative costs associated with the licensing, auditing, and enforcement of direct shipment licensees.

		FY 2022	FY 2023	FY 2024
Sources				
Beginning Balance		229.2	230.4	205.8
Revenues	Department of Liquor Licenses and Control	47.1	46.3	45.5
	Sources Total	**276.3**	**276.7**	**251.3**
Uses				
Non-Appropriated Expenditures	Department of Liquor Licenses and Control	45.9	70.9	70.9
HITF Backout	Department of Liquor Licenses and Control	0.0	0.0	(0.7)
HITF Premium Increase	Department of Liquor Licenses and Control	0.0	0.0	0.9
Retirement Adjustment	Department of Liquor Licenses and Control	0.0	0.0	0.1
	Uses Total	**45.9**	**70.9**	**71.2**
	DLLC 17W0 Issuance Fund Ending Balance	**230.4**	**205.8**	**180.1**

Sources and Uses of All Major State Funds

Fund Number LL3018 DLLC 17WR Renewal Fund

A.R.S. § 4-203.04 (D)

Revenues are generated by direct shipment application renewal fees. The funds are used for administrative costs associated with the licensing, auditing, and enforcement of direct shipment licensees.

		FY 2022	FY 2023	FY 2024
Sources				
Beginning Balance		468.6	666.5	891.7
Revenues	Department of Liquor Licenses and Control	197.9	225.2	263.7
	Sources Total	**666.5**	**891.7**	**1,155.4**
Uses				
	Uses Total	**0.0**	**0.0**	**0.0**
	DLLC 17WR Renewal Fund Ending Balance	**666.5**	**891.7**	**1,155.4**

Fund Number LL3066 Anti-Racketeering Revolving Fund

A.R.S. § 13-2314

Revenues include any prosecution and investigation costs recovered for the state as a result of enforcement of civil and criminal statutes pertaining to any racketeering offense. Monies in the fund may be used for the funding of gang prevention programs, substance abuse prevention programs, substance abuse education programs, and witness protection, or for any purpose permitted by federal law relating to the disposition of any property that is transferred to a law enforcement agency. Monies in the fund may also be used for the investigation and prosecution of any offense included in the definition of racketeering.

	FY 2022	FY 2023	FY 2024
Sources			
Beginning Balance	0.1	0.1	0.1
Sources Total	**0.1**	**0.1**	**0.1**
Uses			
Uses Total	**0.0**	**0.0**	**0.0**
Anti-Racketeering Revolving Fund Ending Balance	**0.1**	**0.1**	**0.1**

Sources and Uses of All Major State Funds

Fund Number LO2122 Lottery Fund

A.R.S. § 5-571

Revenues are derived from Lottery sales and are used for Arizona Lottery operating costs and are distributed to beneficiaries according to statute.

		FY 2022	FY 2023	FY 2024
Sources				
Beginning Balance		59,088.8	93,621.8	158,296.1
Revenues	Lottery Commission	1,368,377.5	1,488,722.6	1,518,504.6
	Sources Total	**1,427,466.3**	**1,582,344.4**	**1,676,800.7**
Uses				
Operating Expenditures/Appropriations	Lottery Commission	155,438.6	170,261.9	187,256.4
Capital Expenditures/Appropriations	Lottery Commission	149.8	176.4	202.8
Administrative Adjustments	Lottery Commission	10,995.5	5,650.0	0.0
Non-Appropriated Expenditures	Lottery Commission	940,390.0	977,242.9	977,242.9
HITF Backout	Lottery Commission	0.0	0.0	(285.2)
ERE Corrections	Lottery Commission	0.0	0.0	92.7
AFIS Charges	Lottery Commission	0.0	0.0	0.5
Residual Equity Transfer	Lottery Commission	226,737.6	270,714.1	267,062.3
HITF Premium Increase	Lottery Commission	0.0	0.0	382.6
Fleet Charges	Lottery Commission	0.0	0.0	5.3
Risk Management Adjustment	Lottery Commission	0.0	0.0	(11.9)
Retirement Adjustment	Lottery Commission	0.0	0.0	6.3
Non-Lapsing Authority from Prior Years	Lottery Commission	133.0	3.0	0.0
	Uses Total	**1,333,844.5**	**1,424,048.3**	**1,431,954.7**
	Lottery Fund Ending Balance	**93,621.8**	**158,296.1**	**244,846.0**

Fund Number LO3179 Lottery - Prize Fund

A.R.S. § 5-573

Revenues consist of at least 50% of the proceeds from Lottery game sales. Funds are primarily used to pay winning game prizes. After the 180-day prize redemption period expires, 30% of unclaimed prize monies are distributed to the Court Appointed Special Advocate (CASA) Fund and 15% of unclaimed prize monies, up to $250,000, are distributed to the Tribal College Dual Enrollment Program Fund. Any additional remaining monies in the fund are used to supplement future game prizes.

		FY 2022	FY 2023	FY 2024
Sources				
Beginning Balance		39,915.7	56,893.5	28,446.8
Revenues	Lottery Commission	940,508.9	977,362.9	977,362.9
	Sources Total	**980,424.6**	**1,034,256.4**	**1,005,809.7**
Uses				
Non-Appropriated Expenditures	Lottery Commission	923,531.1	1,005,809.6	1,005,809.6
	Uses Total	**923,531.1**	**1,005,809.6**	**1,005,809.6**
	Lottery - Prize Fund Ending Balance	**56,893.5**	**28,446.8**	**0.1**

Sources and Uses of All Major State Funds

Fund Number MA1010 Military Installation Fund

A.R.S. § 26-262

Revenues consist of legislative appropriations from the General Fund. This fund is used to acquire property and development rights to preserve and enhance military installations in Arizona.

		FY 2022	FY 2023	FY 2024
Sources				
Beginning Balance		2,263.3	2,117.0	437.5
	Sources Total	**2,263.3**	**2,117.0**	**437.5**
Uses				
Non-Appropriated Expenditures	Department of Emergency and Military Affairs	146.3	1,679.5	1.0
	Uses Total	**146.3**	**1,679.5**	**1.0**
	Military Installation Fund Ending Balance	**2,117.0**	**437.5**	**436.5**

Fund Number MA2000 Federal Grants Fund

A.R.S. § 35-142

Monies in this fund come from various federal entities including the National Guard Bureau and Homeland Security. Monies are used for cooperative agreements to support the Arizona National Guard missions and Emergency Preparedness for the State of Arizona.

		FY 2022	FY 2023	FY 2024
Sources				
Beginning Balance		0.9	138.6	3,496.1
Revenues	Department of Emergency and Military Affairs	56,629.5	103,051.9	94,950.5
	Sources Total	**56,630.4**	**103,190.5**	**98,446.6**
Uses				
Non-Appropriated Expenditures	Department of Emergency and Military Affairs	56,491.8	99,694.4	94,950.5
HITF Backout	Department of Emergency and Military Affairs	0.0	0.0	(353.6)
HITF Premium Increase	Department of Emergency and Military Affairs	0.0	0.0	474.3
Risk Management Adjustment	Department of Emergency and Military Affairs	0.0	0.0	2,209.6
Retirement Adjustment	Department of Emergency and Military Affairs	0.0	0.0	(823.7)
	Uses Total	**56,491.8**	**99,694.4**	**96,457.1**
	Federal Grants Fund Ending Balance	**138.6**	**3,496.1**	**1,989.5**

Sources and Uses of All Major State Funds

Fund Number MA2106 Camp Navajo Fund

A.R.S. § 26-152

Revenues consist of monies received from storage of commodities and services provided as approved by the adjutant general. Funds are used for the operation, maintenance, capital improvements, and personal services necessary for the national guard to operate a regional training site and storage facility at Bellemont.

		FY 2022	FY 2023	FY 2024
Sources				
Beginning Balance		11,906.7	10,284.3	9,726.3
Revenues	Department of Emergency and Military Affairs	11,730.1	10,996.4	10,996.4
	Sources Total	**23,636.8**	**21,280.7**	**20,722.7**
Uses				
Non-Appropriated Expenditures	Department of Emergency and Military Affairs	13,352.5	11,554.4	11,554.4
HITF Backout	Department of Emergency and Military Affairs	0.0	0.0	(155.4)
AFIS Charges	Department of Emergency and Military Affairs	0.0	0.0	0.5
HITF Premium Increase	Department of Emergency and Military Affairs	0.0	0.0	208.5
Fleet Charges	Department of Emergency and Military Affairs	0.0	0.0	50.0
Risk Management Adjustment	Department of Emergency and Military Affairs	0.0	0.0	1,486.1
Retirement Adjustment	Department of Emergency and Military Affairs	0.0	0.0	5.6
	Uses Total	**13,352.5**	**11,554.4**	**13,149.7**
	Camp Navajo Fund Ending Balance	**10,284.3**	**9,726.3**	**7,573.1**

Fund Number MA2124 National Guard Morale, Welfare and Recreation Fund

A.R.S. § 26-153

Revenues include fees from national guard member special license plates, disposition of unserviceable military property belonging to this state, and any other monies received by the National Guard from state and federal revenue producing military activities relating to morale, welfare, and recreation. Funds are used for morale, welfare, recreational activities, and support personnel for the National Guard.

		FY 2022	FY 2023	FY 2024
Sources				
Beginning Balance		310.0	339.4	46.6
Revenues	Department of Emergency and Military Affairs	57.3	59.1	60.3
	Sources Total	**367.3**	**398.6**	**106.9**
Uses				
Non-Appropriated Expenditures	Department of Emergency and Military Affairs	27.9	352.0	19.0
	Uses Total	**27.9**	**352.0**	**19.0**
	National Guard Morale, Welfare and Recreation Fund Ending Balance	**339.4**	**46.6**	**87.9**

Sources and Uses of All Major State Funds

Fund Number MA2138 Nuclear Emergency Management Fund

A.R.S. § 26-306.02

Revenues are from an assessment levied against a consortium of corporations that operate the Palo Verde Nuclear Generating Station. Funds are used for the development and maintenance of a state plan for off-site response to an emergency caused by an accident at a nuclear generating station, and to provide for the preparation of radiological emergency response plans.

		FY 2022	FY 2023	FY 2024
Sources				
Beginning Balance		2,237.6	2,622.3	2,902.8
Revenues	Department of Emergency and Military Affairs	2,210.9	2,267.9	2,267.9
	Sources Total	**4,448.5**	**4,890.2**	**5,170.7**
Uses				
Operating Expenditures/Appropriations	Department of Emergency and Military Affairs	1,825.5	1,987.4	1,987.4
Administrative Adjustments	Department of Emergency and Military Affairs	0.7	0.0	0.0
ERE Corrections	Department of Emergency and Military Affairs	0.0	0.0	3.7
Risk Management Adjustment	Department of Emergency and Military Affairs	0.0	0.0	35.8
Retirement Adjustment	Department of Emergency and Military Affairs	0.0	0.0	0.6
	Uses Total	**1,826.2**	**1,987.4**	**2,027.5**
	Nuclear Emergency Management Fund Ending Balance	**2,622.3**	**2,902.8**	**3,143.2**

Fund Number MA2140 National Guard Fund

A.R.S. § 26-152

The national guard fund is established consisting of monies appropriated to the National Guard and monies from the rental or use of armories. The monies are continuously appropriated to the Department for the maintenance of armories.

		FY 2022	FY 2023	FY 2024
Sources				
Beginning Balance		290.3	466.5	175.7
Revenues	Department of Emergency and Military Affairs	176.1	167.0	167.0
	Sources Total	**466.4**	**633.5**	**342.7**
Uses				
Non-Appropriated Expenditures	Department of Emergency and Military Affairs	(0.2)	457.8	300.0
	Uses Total	**(0.2)**	**457.8**	**300.0**
	National Guard Fund Ending Balance	**466.5**	**175.7**	**42.7**

Sources and Uses of All Major State Funds

Fund Number MA2416 State Armory Property Fund

A.R.S. § 26-231

This fund receives money from the sale of surplus armory real property and can be expended on the constuction or capital improvement of National Guard armories.

		FY 2022	FY 2023	FY 2024
Sources				
Beginning Balance		960.2	897.1	102.0
	Sources Total	**960.2**	**897.1**	**102.0**
Uses				
Non-Appropriated Expenditures	Department of Emergency and Military Affairs	63.1	795.1	0.0
	Uses Total	**63.1**	**795.1**	**0.0**
	State Armory Property Fund Ending Balance	**897.1**	**102.0**	**102.0**

Fund Number MA2500 IGA and ISA Fund

A.R.S. § 35-142

Revenues are received from and are used for the requirements of any inter-agency or inter-governmental agreements of the agency.

		FY 2022	FY 2023	FY 2024
Sources				
Beginning Balance		856.4	1,464.4	536.6
Revenues	Department of Emergency and Military Affairs	1,365.4	682.9	682.9
	Sources Total	**2,221.8**	**2,147.3**	**1,219.5**
Uses				
Non-Appropriated Expenditures	Department of Emergency and Military Affairs	757.4	1,610.7	682.9
HITF Backout	Department of Emergency and Military Affairs	0.0	0.0	(16.5)
HITF Premium Increase	Department of Emergency and Military Affairs	0.0	0.0	22.1
Retirement Adjustment	Department of Emergency and Military Affairs	0.0	0.0	0.6
	Uses Total	**757.4**	**1,610.7**	**689.1**
	IGA and ISA Fund Ending Balance	**1,464.4**	**536.6**	**530.4**

Sources and Uses of All Major State Funds

Fund Number MA2602 Emergency Management Assistance Compact Revolving Fund

A.R.S. § 26-403

Revenues consist of appropriated funds and reimbursements for expenses incurred by the State while rending aid under the emergency management assistance compact. The fund is used for costs incurred by the State while assisting other states with emergencies or natural disasters.

		FY 2022	FY 2023	FY 2024
Sources				
Beginning Balance		1,298.0	267.9	267.9
	Sources Total	**1,298.0**	**267.9**	**267.9**
Uses				
Operating Expenditures/Appropriations	Department of Emergency and Military Affairs	1,030.1	0.0	0.0
	Uses Total	**1,030.1**	**0.0**	**0.0**
Emergency Management Assistance Compact Revolving Fund Ending Balance		**267.9**	**267.9**	**267.9**

Fund Number MA2606 Anti-Human Trafficking Grant Fund

A.R.S. § 26-106

Revenues from legislative appropriations are used to fund programs to reduce human trafficking in Arizona.

		FY 2022	FY 2023	FY 2024
Sources				
Beginning Balance		0.0	0.0	10,000.0
Revenues	Department of Emergency and Military Affairs	0.0	10,000.0	0.0
	Sources Total	**0.0**	**10,000.0**	**10,000.0**
Uses				
	Uses Total	**0.0**	**0.0**	**0.0**
Anti-Human Trafficking Grant Fund Ending Balance		**0.0**	**10,000.0**	**10,000.0**

Sources and Uses of All Major State Funds

Fund Number MA2619 National Guard Cyber Response Revolving Fund

A.R.S. § 26-183

Revenues are received from monies appropriated by the legislature and monies received as reimbursement for costs incurred by the National Guard while aiding in cyber-attack prevention, response, and support activities and used for costs incurred while assisting agencies and political subdivisions with cyber support activities.

		FY 2022	FY 2023	FY 2024
Sources				
Beginning Balance		0.0	281.6	299.9
Revenues	Department of Emergency and Military Affairs	300.0	0.0	0.0
	Sources Total	**300.0**	**281.6**	**299.9**
Uses				
Non-Appropriated Expenditures	Department of Emergency and Military Affairs	18.4	(18.3)	0.0
	Uses Total	**18.4**	**(18.3)**	**0.0**
National Guard Cyber Response Revolving Fund Ending Balance		**281.6**	**299.9**	**299.9**

Fund Number MA2655 Border Security Fund

A.R.S. § 26-105

Revenues consist of legislative appropriations, gifts, grants, and other donations and are used to prevent human trafficking; prevent entry into the US of aliens unlawfully present, terrorists and instruments of terrorism, and contraband; planning, designing, constructing, and maintaining transportation, technology, and commercial vehicle inspection infrastructure near the border; clearing nonindigenous plants; administering and managing the construction and maintenance of a physical border fence; awarding grants to counties to provide housing in secure facilities; and awarding grants to counties for prosecuting individuals who commit crimes related to unlawful entry of individuals or substances.

		FY 2022	FY 2023	FY 2024
Sources				
Beginning Balance		0.0	34,210.4	0.1
Revenues	Department of Emergency and Military Affairs	55,000.0	544,205.0	0.0
	Sources Total	**55,000.0**	**578,415.4**	**0.1**
Uses				
Non-Appropriated Expenditures	Department of Emergency and Military Affairs	20,789.6	578,415.3	0.0
	Uses Total	**20,789.6**	**578,415.3**	**0.0**
Border Security Fund Ending Balance		**34,210.4**	**0.1**	**0.1**

Sources and Uses of All Major State Funds

Fund Number MA2975 Title VI - Coronavirus Relief Fund

A.R.S. § 35-142

Revenue is received from the Federal Coronavirus Aid, Relief, and Economic Security Act (CARES Act) and is used for expenses related to the Coronavirus Disease 2019 (COVID–19) public health emergency.

		FY 2022	FY 2023	FY 2024
Sources				
Beginning Balance		176.8	0.0	0.0
	Sources Total	**176.8**	**0.0**	**0.0**
Uses				
Non-Appropriated Expenditures	Department of Emergency and Military Affairs	176.8	0.0	0.0
	Uses Total	**176.8**	**0.0**	**0.0**
	Title VI - Coronavirus Relief Fund Ending Balance	**0.0**	**0.0**	**0.0**

Fund Number MA3240 Crisis Contingency and Safety Net Fund

A.R.S. § 41-110

The fund consists of monies appropriated to the fund and monies received by the Office of the Governor from any lawful public or private source. Monies in the fund may be spent only following a state of emergency declaration by the Governor and only for the following forms of economic assistance during the state of emergency: Housing assistance, services for homeless persons, economic assistance to small businesses, food bank operations.

		FY 2022	FY 2023	FY 2024
Sources				
Beginning Balance		120.0	82.2	82.2
	Sources Total	**120.0**	**82.2**	**82.2**
Uses				
Non-Appropriated Expenditures	Department of Emergency and Military Affairs	37.8	0.0	0.0
	Uses Total	**37.8**	**0.0**	**0.0**
	Crisis Contingency and Safety Net Fund Ending Balance	**82.2**	**82.2**	**82.2**

Sources and Uses of All Major State Funds

Fund Number MA9000 Indirect Cost Recovery Fund

A.R.S. § 35-142

Revenue is received from a portion of federal grants that is used to pay administrative expenses associated with the grants.

		FY 2022	FY 2023	FY 2024
Sources				
Beginning Balance		2.3	171.7	171.7
Revenues	Department of Emergency and Military Affairs	953.4	1,013.8	1,013.8
	Sources Total	**955.7**	**1,185.5**	**1,185.5**
Uses				
Non-Appropriated Expenditures	Department of Emergency and Military Affairs	784.0	1,013.8	1,013.8
HITF Backout	Department of Emergency and Military Affairs	0.0	0.0	(12.4)
AFIS Charges	Department of Emergency and Military Affairs	0.0	0.0	0.1
HITF Premium Increase	Department of Emergency and Military Affairs	0.0	0.0	16.6
Risk Management Adjustment	Department of Emergency and Military Affairs	0.0	0.0	71.7
Retirement Adjustment	Department of Emergency and Military Affairs	0.0	0.0	0.7
	Uses Total	**784.0**	**1,013.8**	**1,090.5**
	Indirect Cost Recovery Fund Ending Balance	**171.7**	**171.7**	**95.0**

Fund Number ME2038 Arizona Medical Board Fund

A.R.S. § 32-1406

Funds are used to license, regulate, and conduct examinations of medical doctors and physician's assistants. Revenues are provided by the monies collected by the Board from the examination and licensing of physicians and physician assistants.

		FY 2022	FY 2023	FY 2024
Sources				
Beginning Balance		9,301.4	10,410.9	10,826.4
Revenues	Medical Board	8,404.6	8,707.2	8,968.4
	Sources Total	**17,706.0**	**19,118.1**	**19,794.8**
Uses				
Operating Expenditures/Appropriations	Medical Board	7,277.1	8,291.7	8,189.2
Administrative Adjustments	Medical Board	18.0	0.0	0.0
HITF Backout	Medical Board	0.0	0.0	(157.7)
ERE Corrections	Medical Board	0.0	0.0	1.0
AFIS Charges	Medical Board	0.0	0.0	1.0
HITF Premium Increase	Medical Board	0.0	0.0	211.5
Risk Management Adjustment	Medical Board	0.0	0.0	(4.2)
Retirement Adjustment	Medical Board	0.0	0.0	4.5
	Uses Total	**7,295.1**	**8,291.7**	**8,245.3**
	Arizona Medical Board Fund Ending Balance	**10,410.9**	**10,826.4**	**11,549.4**

Sources and Uses of All Major State Funds

Fund Number MI2000 Federal Grants Fund

A.R.S. § 35-142

The Office of the State Mine Inspector receives federal grant monies from the Department of Labor, Mine Safety & Health Administration. The funds are used to provide education and training to the new miner and annual refresher training. This training is for every mine employee and contractor.

		FY 2022	FY 2023	FY 2024
Sources				
Beginning Balance		(8.6)	0.3	0.3
Revenues	Mine Inspector	326.6	418.5	649.8
	Sources Total	**318.0**	**418.8**	**650.1**
Uses				
Non-Appropriated Expenditures	Mine Inspector	317.7	418.5	418.5
HITF Backout	Mine Inspector	0.0	0.0	(6.6)
HITF Premium Increase	Mine Inspector	0.0	0.0	8.9
Retirement Adjustment	Mine Inspector	0.0	0.0	0.4
	Uses Total	**317.7**	**418.5**	**421.2**
	Federal Grants Fund Ending Balance	**0.3**	**0.3**	**228.9**

Fund Number MI2400 Federal Education and Training Fund

A.R.S. § 27-123

The fund consists of fees for education and training of mine employees required under federal regulation. The fund is used to provide mine safety training to mine employees in Arizona. All mine employees are required under federal regulations to receive initial and annual refresher safety training.

		FY 2022	FY 2023	FY 2024
Sources				
Beginning Balance		293.2	299.5	292.5
Revenues	Mine Inspector	46.8	48.0	48.0
	Sources Total	**340.0**	**347.5**	**340.5**
Uses				
Non-Appropriated Expenditures	Mine Inspector	40.5	55.0	55.0
HITF Backout	Mine Inspector	0.0	0.0	(1.1)
HITF Premium Increase	Mine Inspector	0.0	0.0	1.5
	Uses Total	**40.5**	**55.0**	**55.4**
	Federal Education and Training Fund Ending Balance	**299.5**	**292.5**	**285.2**

Sources and Uses of All Major State Funds

Fund Number MI2408 Abandoned Mine Safety Fund

A.R.S. § 27-131

Revenues include gifts, grants, contributions, and monies that may be appropriated by the legislature to match the gifts, grants, and contributions based on the preceding year's expenditures. Funds are used to pay contractors for actual abatement costs to fill, fence, or plug shafts.

		FY 2022	FY 2023	FY 2024
Sources				
Beginning Balance		134.8	134.8	134.8
Revenues	Mine Inspector	0.0	0.0	0.0
	Sources Total	**134.8**	**134.8**	**134.8**
Uses				
	Uses Total	**0.0**	**0.0**	**0.0**
	Abandoned Mine Safety Fund Ending Balance	**134.8**	**134.8**	**134.8**

Fund Number MI2511 Aggregate Mining Reclamation Fund

A.R.S. § 27-1233

Revenues for this fund are received from fees assessed on owners of mines that need to be reclaimed and are used to enforce the reclamation statutes.

		FY 2022	FY 2023	FY 2024
Sources				
Beginning Balance		144.0	154.7	64.6
Revenues	Mine Inspector	48.3	22.8	22.8
	Sources Total	**192.3**	**177.5**	**87.4**
Uses				
Operating Expenditures/Appropriations	Mine Inspector	37.3	112.9	112.9
Administrative Adjustments	Mine Inspector	0.4	0.0	0.0
	Uses Total	**37.7**	**112.9**	**112.9**
	Aggregate Mining Reclamation Fund Ending Balance	**154.7**	**64.6**	**(25.5)**

Note: Available cash is expected to be less than the appropriated spending authority in FY 2024. The Department will be able to expend only the amount of cash available that year.

Sources and Uses of All Major State Funds

Fund Number MT2553 Massage Therapy Board Fund

A.R.S. § 32-4205

Revenues are received from application, renewal, reinstatement, and late renewal fees and used for regulating Massage Therapists.

		FY 2022	FY 2023	FY 2024
Sources				
Beginning Balance		1,350.1	1,375.5	1,264.0
Revenues	Massage Therapy	507.9	492.3	492.3
	Sources Total	**1,858.0**	**1,867.8**	**1,756.3**
Uses				
Operating Expenditures/Appropriations	Massage Therapy	468.6	603.8	595.9
Administrative Adjustments	Massage Therapy	13.9	0.0	0.0
HITF Backout	Massage Therapy	0.0	0.0	(18.2)
ERE Corrections	Massage Therapy	0.0	0.0	9.0
HITF Premium Increase	Massage Therapy	0.0	0.0	24.4
Risk Management Adjustment	Massage Therapy	0.0	0.0	(0.8)
Retirement Adjustment	Massage Therapy	0.0	0.0	0.4
	Uses Total	**482.5**	**603.8**	**610.7**
	Massage Therapy Board Fund Ending Balance	**1,375.5**	**1,264.0**	**1,145.6**

Fund Number NA1421 NAU Collections Fund Tuition and Fees

A.R.S. § 35-142

Consists of receipts and balances forward, other than tuition and registration fees that are used to support the operations and maintenance of the University.

		FY 2022	FY 2023	FY 2024
Sources				
Beginning Balance		0.0	0.0	0.0
Revenues	Northern Arizona University	134,983.3	134,964.5	134,964.5
	Sources Total	**134,983.3**	**134,964.5**	**134,964.5**
Uses				
Operating Expenditures/Appropriations	Northern Arizona University	134,983.3	134,964.5	134,964.5
Retirement Adjustment	Northern Arizona University	0.0	0.0	(326.8)
	Uses Total	**134,983.3**	**134,964.5**	**134,637.7**
	NAU Collections Fund Tuition and Fees Ending Balance	**0.0**	**0.0**	**326.8**

Sources and Uses of All Major State Funds

Fund Number NA1428 Auxiliary Funds

A.R.S. § 35-142

Fund receives sales revenues from substantially self-supporting university services and monies are used to provide non-academic services to students, faculty, and staff such as student housing, bookstores, student unions, and athletics.

		FY 2022	FY 2023	FY 2024
Sources				
Beginning Balance		0.0	6,850.8	6,142.3
Revenues	Northern Arizona University	103,057.1	106,524.1	108,654.6
	Sources Total	**103,057.1**	**113,374.9**	**114,796.9**
Uses				
Non-Appropriated Expenditures	Northern Arizona University	96,206.3	107,232.6	107,232.6
	Uses Total	**96,206.3**	**107,232.6**	**107,232.6**
	Auxiliary Funds Ending Balance	**6,850.8**	**6,142.3**	**7,564.3**

Fund Number NA1430 Capital Infrastructure Fund

A.R.S. § 35-142

Monies in the fund consist of legislative appropriations, and are used for new university research facilities, building renewal, or other capital construction projects.

		FY 2022	FY 2023	FY 2024
Sources				
Beginning Balance		0.0	0.0	0.0
Revenues	Northern Arizona University	4,750.6	4,845.6	4,845.6
	Sources Total	**4,750.6**	**4,845.6**	**4,845.6**
	Capital Infrastructure Fund Ending Balance	**4,750.6**	**4,845.6**	**4,845.6**

Fund Number NA8900 Designated Funds - Indirect Cost Recovery

A.R.S. § 35-142

Revenue from non-federal research grants to be used for overhead and other indirect costs associated with state level administration of the non-federal research grant programs.

		FY 2022	FY 2023	FY 2024
Sources				
Beginning Balance		0.0	0.0	0.0
Revenues	Northern Arizona University	15,728.4	18,466.5	18,466.5
	Sources Total	**15,728.4**	**18,466.5**	**18,466.5**
Uses				
Non-Appropriated Expenditures	Northern Arizona University	15,728.4	18,466.5	18,354.0
HITF Backout	Northern Arizona University	0.0	0.0	(388.9)
HITF Premium Increase	Northern Arizona University	0.0	0.0	521.7
Risk Management Adjustment	Northern Arizona University	0.0	0.0	(20.3)
	Uses Total	**15,728.4**	**18,466.5**	**18,466.5**
	Designated Funds - Indirect Cost Recovery Ending Balance	**0.0**	**0.0**	**0.0**

Sources and Uses of All Major State Funds

Fund Number NA8903 Restricted Federal Funds

A.R.S. § 35-142

Fund receives revenue from various federal grants and contracts. Monies are expended as specified by the federal statutes authorizing the grants and contracts.

		FY 2022	FY 2023	FY 2024
Sources				
Beginning Balance		0.0	13,417.9	13,417.9
Revenues	Northern Arizona University	161,407.7	149,469.9	149,469.9
	Sources Total	**161,407.7**	**162,887.8**	**162,887.8**
Uses				
Non-Appropriated Expenditures	Northern Arizona University	147,989.8	149,469.9	149,469.9
	Uses Total	**147,989.8**	**149,469.9**	**149,469.9**
	Restricted Federal Funds Ending Balance	**13,417.9**	**13,417.9**	**13,417.9**

Fund Number NA8907 Restricted Non-Federal Funds

A.R.S. § 35-142

Fund receives monies from private and non-federal grants, including non-appropriated Prop 301 TRIF grants in addition to a portion of AFAT student fees. Funds expended to support specific operating and research purposes as specified by granting or donating agencies.

		FY 2022	FY 2023	FY 2024
Sources				
Beginning Balance		0.0	27,129.6	27,129.6
Revenues	Northern Arizona University	54,078.5	25,642.6	25,642.7
	Sources Total	**54,078.5**	**52,772.2**	**52,772.3**
Uses				
Non-Appropriated Expenditures	Northern Arizona University	26,948.9	25,642.6	25,642.6
	Uses Total	**26,948.9**	**25,642.6**	**25,642.6**
	Restricted Non-Federal Funds Ending Balance	**27,129.6**	**27,129.6**	**27,129.7**

Sources and Uses of All Major State Funds

Fund Number NA8910 Designated Funds - Tuition and Fees

A.R.S. § 35-142

Revenue from retained tuition and fees, student aid administrative allowances, and unrestricted gifts and grants. Expenditure of monies for student financial aid administration, debt service on university bonds, and summer and winter session administration.

			FY 2022	FY 2023	FY 2024
Sources					
Beginning Balance			0.0	1,883.4	1,477.6
Revenues	Northern Arizona University		108,840.8	123,364.7	125,832.0
		Sources Total	**108,840.8**	**125,248.1**	**127,309.6**
Uses					
Non-Appropriated Expenditures	Northern Arizona University		106,957.4	123,770.5	123,770.5
		Uses Total	**106,957.4**	**123,770.5**	**123,770.5**
	Designated Funds - Tuition and Fees Ending Balance		**1,883.4**	**1,477.6**	**3,539.1**

Fund Number NA8911 Designated Funds - Other

A.R.S. § 35-142

Revenue from retained tuition and fees, student aid administrative allowances, and unrestricted gifts and grants. Expenditure of monies for student financial aid administration, debt service on university bonds, and summer and winter session administration.

			FY 2022	FY 2023	FY 2024
Sources					
Beginning Balance			0.0	0.0	408.5
Revenues	Northern Arizona University		51,051.4	100,652.8	100,422.3
		Sources Total	**51,051.4**	**100,652.8**	**100,830.8**
Uses					
Non-Appropriated Expenditures	Northern Arizona University		51,051.4	100,244.3	100,244.3
		Uses Total	**51,051.4**	**100,244.3**	**100,244.3**
	Designated Funds - Other Ending Balance		**0.0**	**408.5**	**586.5**

Sources and Uses of All Major State Funds

Fund Number NB2042 Naturopathic Board Fund

A.R.S. § 32-1505

Revenues are from the fees, fines, and other revenues received by the Board, and are used to license and regulate physicians and medical assistants who practice naturopathy, certify physicians to dispense natural remedies, and accredit and approve naturopathic medical schools.

		FY 2022	FY 2023	FY 2024
Sources				
Beginning Balance		1,646.3	1,894.2	2,063.8
Revenues	Naturopathic Physicians Board of Medical Examiners	430.6	381.6	395.8
	Sources Total	**2,076.9**	**2,275.8**	**2,459.6**
Uses				
Operating Expenditures/Appropriations	Naturopathic Physicians Board of Medical Examiners	181.9	212.0	215.2
Administrative Adjustments	Naturopathic Physicians Board of Medical Examiners	0.8	0.0	0.0
HITF Backout	Naturopathic Physicians Board of Medical Examiners	0.0	0.0	(5.1)
ERE Corrections	Naturopathic Physicians Board of Medical Examiners	0.0	0.0	4.5
HITF Premium Increase	Naturopathic Physicians Board of Medical Examiners	0.0	0.0	6.8
Risk Management Adjustment	Naturopathic Physicians Board of Medical Examiners	0.0	0.0	(0.7)
Retirement Adjustment	Naturopathic Physicians Board of Medical Examiners	0.0	0.0	0.2
	Uses Total	**182.7**	**212.0**	**220.9**
	Naturopathic Board Fund Ending Balance	**1,894.2**	**2,063.8**	**2,238.7**

Note: The board plans to reduce Juris Examination fees from $60 to $30 and to reduce certification for clinical training fees to $0 resulting in a $65,000 reduction in revenues in FY 2023.

Sources and Uses of All Major State Funds

Fund Number NC2043 Nursing Care Institution Administrators/ACHMC Fund

A.R.S. § 36-446.08

The Board receives revenue from applicants, licensees, and certificate holders. These funds support all of the Board's operational costs.

		FY 2022	FY 2023	FY 2024
Sources				
Beginning Balance		517.6	376.9	269.3
Revenues	Nursing Care Ins. Admin. Examiners	381.0	519.8	471.7
	Sources Total	**898.6**	**896.7**	**741.0**
Uses				
Operating Expenditures/Appropriations	Nursing Care Ins. Admin. Examiners	518.1	627.4	595.6
Administrative Adjustments	Nursing Care Ins. Admin. Examiners	3.6	0.0	0.0
HITF Backout	Nursing Care Ins. Admin. Examiners	0.0	0.0	(17.6)
ERE Corrections	Nursing Care Ins. Admin. Examiners	0.0	0.0	15.4
AFIS Charges	Nursing Care Ins. Admin. Examiners	0.0	0.0	0.1
HITF Premium Increase	Nursing Care Ins. Admin. Examiners	0.0	0.0	23.6
Risk Management Adjustment	Nursing Care Ins. Admin. Examiners	0.0	0.0	(1.3)
Retirement Adjustment	Nursing Care Ins. Admin. Examiners	0.0	0.0	0.4
	Uses Total	**521.8**	**627.4**	**616.2**
Nursing Care Institution Administrators/ACHMC Fund Ending Balance		**376.9**	**269.3**	**124.7**

Fund Number NS2110 Arizona Water Banking Fund

A.R.S. § 45-2425

The fund receives revenue from fees associated with the purchase, lease, storage, accreditation, and delivery of Colorado River water to municipalities and industrial users. The fund is used to purchase and store the unused portion of Arizona's Colorado River water allotment.

		FY 2022	FY 2023	FY 2024
Sources				
Beginning Balance		352.8	422.8	422.8
Revenues	Navigable Stream Adjudication Commission	200.0	200.0	200.0
	Sources Total	**552.8**	**622.8**	**622.8**
Uses				
Operating Expenditures/Appropriations	Navigable Stream Adjudication Commission	0.0	200.0	200.0
Non-Appropriated Expenditures	Navigable Stream Adjudication Commission	130.0	0.0	0.0
	Uses Total	**130.0**	**200.0**	**200.0**
Arizona Water Banking Fund Ending Balance		**422.8**	**422.8**	**422.8**

Sources and Uses of All Major State Funds

Fund Number OB2023 Board of Optometry Fund

A.R.S. § 32-1705

Funds are used to license and regulate optometrists, and to issue certificates authorizing the use of diagnostic pharmaceutical agents. Revenues consist primarily of examination and licensing fees.

		FY 2022	FY 2023	FY 2024
Sources				
Beginning Balance		462.2	545.3	562.5
Revenues	Board of Optometry	314.2	316.0	316.0
	Sources Total	**776.4**	**861.3**	**878.5**
Uses				
Operating Expenditures/Appropriations	Board of Optometry	231.1	298.8	291.3
HITF Backout	Board of Optometry	0.0	0.0	(11.9)
ERE Corrections	Board of Optometry	0.0	0.0	2.0
HITF Premium Increase	Board of Optometry	0.0	0.0	16.0
Risk Management Adjustment	Board of Optometry	0.0	0.0	(0.7)
Retirement Adjustment	Board of Optometry	0.0	0.0	0.2
	Uses Total	**231.1**	**298.8**	**296.9**
	Board of Optometry Fund Ending Balance	**545.3**	**562.5**	**581.6**

Fund Number OP2000 Federal Grants Fund

A.R.S. § 35-142

Revenues consist of federal grants that the Department applies for and receive from various federal agencies. Monies received are used for purposes that are aligned with the granting requrements and allowed to supplement funding appropriated for mandated programs.

		FY 2022	FY 2023	FY 2024
Sources				
Beginning Balance		0.0	0.0	0.0
Revenues	Governor's Office of Strategic Planning and Budgeting	0.0	6,433.9	6,433.9
	Sources Total	**0.0**	**6,433.9**	**6,433.9**
Uses				
Non-Appropriated Expenditures	Governor's Office of Strategic Planning and Budgeting	0.0	6,433.9	6,433.9
	Uses Total	**0.0**	**6,433.9**	**6,433.9**
	Federal Grants Fund Ending Balance	**0.0**	**0.0**	**0.0**

Sources and Uses of All Major State Funds

Fund Number OS2048 Osteopathic Examiners Board Fund

A.R.S. § 32-1805

Revenues are the fees, fines, and other revenue received by the Board. Funds are used to license and regulate medical physicians who practice osteopathic medicine. Licensure renewal occurs on a biennial basis.

		FY 2022	FY 2023	FY 2024
Sources				
Beginning Balance		2,947.8	3,296.2	3,206.5
Revenues	Board of Osteopathic Examiners	1,408.6	1,294.8	1,324.2
	Sources Total	**4,356.4**	**4,591.0**	**4,530.7**
Uses				
Operating Expenditures/Appropriations	Board of Osteopathic Examiners	1,060.2	1,384.5	1,394.6
HITF Backout	Board of Osteopathic Examiners	0.0	0.0	(21.6)
ERE Corrections	Board of Osteopathic Examiners	0.0	0.0	10.4
AFIS Charges	Board of Osteopathic Examiners	0.0	0.0	0.1
HITF Premium Increase	Board of Osteopathic Examiners	0.0	0.0	29.0
Risk Management Adjustment	Board of Osteopathic Examiners	0.0	0.0	(0.7)
Retirement Adjustment	Board of Osteopathic Examiners	0.0	0.0	0.8
	Uses Total	**1,060.2**	**1,384.5**	**1,412.6**
	Osteopathic Examiners Board Fund Ending Balance	**3,296.2**	**3,206.5**	**3,118.1**

Fund Number OT2263 Occupational Therapy Fund

A.R.S. § 32-3405

Revenues are received from the fees, fines, and other revenues collected by the Board and used for licensing and regulating Occupational Therapists and Occupational Therapy Assistants.

		FY 2022	FY 2023	FY 2024
Sources				
Beginning Balance		911.8	1,022.7	1,081.5
Revenues	Board of Occupational Therapy Examiners	299.3	325.2	341.4
	Sources Total	**1,211.1**	**1,347.9**	**1,422.9**
Uses				
Operating Expenditures/Appropriations	Board of Occupational Therapy Examiners	181.2	266.4	243.2
Administrative Adjustments	Board of Occupational Therapy Examiners	7.2	0.0	0.0
HITF Backout	Board of Occupational Therapy Examiners	0.0	0.0	(7.9)
ERE Corrections	Board of Occupational Therapy Examiners	0.0	0.0	18.5
AFIS Charges	Board of Occupational Therapy Examiners	0.0	0.0	0.1
HITF Premium Increase	Board of Occupational Therapy Examiners	0.0	0.0	10.6
Risk Management Adjustment	Board of Occupational Therapy Examiners	0.0	0.0	(0.1)
Retirement Adjustment	Board of Occupational Therapy Examiners	0.0	0.0	0.2
	Uses Total	**188.4**	**266.4**	**264.6**
	Occupational Therapy Fund Ending Balance	**1,022.7**	**1,081.5**	**1,158.3**

Sources and Uses of All Major State Funds

Fund Number PA1112 Interest Income Fund

A.R.S. § 30-203

Interest Income is received from investments with the Arizona State Treasurer and from investments in the Debt Service accounts. This income is used for the operating expenses of the Power Authority.

		FY 2022	FY 2023	FY 2024
Sources				
Beginning Balance		0.0	0.0	0.0
Revenues	Power Authority	2.5	46.0	46.0
	Sources Total	**2.5**	**46.0**	**46.0**
Uses				
Non-Appropriated Expenditures	Power Authority	2.5	46.0	46.0
	Uses Total	**2.5**	**46.0**	**46.0**
	Interest Income Fund Ending Balance	**0.0**	**0.0**	**0.0**

Fund Number PA1113 Fund Deposits Fund

A.R.S. § 30-203(A)

Revenues in this fund are a result of the sale of Hoover power and related transmission. These funds are used to pay for the operating expenses of the Power Authority.

		FY 2022	FY 2023	FY 2024
Sources				
Beginning Balance		0.0	0.0	0.0
Revenues	Power Authority	19,831.0	19,104.3	19,104.3
	Sources Total	**19,831.0**	**19,104.3**	**19,104.3**
Uses				
Non-Appropriated Expenditures	Power Authority	19,831.0	19,104.3	19,104.3
Risk Management Adjustment	Power Authority	0.0	0.0	(9.6)
Retirement Adjustment	Power Authority	0.0	0.0	0.7
	Uses Total	**19,831.0**	**19,104.3**	**19,095.4**
	Fund Deposits Fund Ending Balance	**0.0**	**0.0**	**8.9**

Sources and Uses of All Major State Funds

Fund Number PA1114 APA - General Fund

A.R.S. § 30-202

Revenues in this fund are received from the sale of supplemental energy and capacity to customers. This fund is used to purchase supplemental energy that is then sold to customers and used for Authority expenditures.

		FY 2022	FY 2023	FY 2024
Sources				
Beginning Balance		0.0	0.0	0.0
Revenues	Power Authority	4,222.9	57.4	57.4
	Sources Total	**4,222.9**	**57.4**	**57.4**
Uses				
Non-Appropriated Expenditures	Power Authority	4,222.9	57.4	57.4
	Uses Total	**4,222.9**	**57.4**	**57.4**
	APA - General Fund Ending Balance	**0.0**	**0.0**	**0.0**

Fund Number PB1107 Personnel Division Fund

A.R.S. §41-750

A pro rata charge of 0.03% of payroll from all State agencies is collected in this fund to cover the costs of personnel administration incurred by the Personnel Board.

		FY 2022	FY 2023	FY 2024
Sources				
Beginning Balance		443.5	469.0	500.0
Revenues	Personnel Board	579.6	637.6	637.6
	Sources Total	**1,023.1**	**1,106.6**	**1,137.6**
Uses				
Operating Expenditures/Appropriations	Personnel Board	128.0	345.0	345.0
Administrative Adjustments	Personnel Board	0.1	0.0	0.0
HITF Backout	Personnel Board	0.0	0.0	(5.1)
ERE Corrections	Personnel Board	0.0	0.0	18.0
HITF Premium Increase	Personnel Board	0.0	0.0	6.8
Transfer Due to Fund Balance Cap	Personnel Board	426.1	261.6	292.6
Risk Management Adjustment	Personnel Board	0.0	0.0	(0.7)
Retirement Adjustment	Personnel Board	0.0	0.0	0.2
	Uses Total	**554.2**	**606.6**	**656.8**
	Personnel Division Fund Ending Balance	**469.0**	**500.0**	**480.7**

Sources and Uses of All Major State Funds

Fund Number PE2358 Mathematics, Science and Special Education Teacher Student Loan Fund

A.R.S. § 15-1784

Revenues from legislative appropriations are used to defray in-state tuition, fees, and instructional materials costs of students pursuing a teaching degree in the STEM fields.

		FY 2022	FY 2023	FY 2024
Sources				
Beginning Balance		1,099.6	1,099.6	597.6
Revenues	Board of Regents	0.0	448.0	448.0
	Sources Total	**1,099.6**	**1,547.6**	**1,045.6**
Uses				
Non-Appropriated Expenditures	Board of Regents	0.0	950.0	950.0
HITF Backout	Commission for Postsecondary Education	0.0	0.0	(1.2)
HITF Premium Increase	Commission for Postsecondary Education	0.0	0.0	1.6
	Uses Total	**0.0**	**950.0**	**950.4**
Mathematics, Science and Special Education Teacher Student Loan Fund Ending Balance		**1,099.6**	**597.6**	**95.1**

Fund Number PE2405 Postsecondary Education Fund

A.R.S. § 15-1853

Revenues to the fund consist of state and institutional funds related to the Leveraging Educational Assistance Partnership. Additionally, the private and corporate donations are used to assist in the operating costs associated with the Arizona College and Career Guide, the Arizona Minority Educational Policy Analysis Center, and the Twelve Plus Partnership.

		FY 2022	FY 2023	FY 2024
Sources				
Beginning Balance		263.0	263.0	272.6
Revenues	Board of Regents	0.0	1,307.9	1,250.5
	Sources Total	**263.0**	**1,570.9**	**1,523.1**
Uses				
Non-Appropriated Expenditures	Board of Regents	0.0	1,298.3	1,298.3
HITF Backout	Commission for Postsecondary Education	0.0	0.0	(10.0)
HITF Premium Increase	Commission for Postsecondary Education	0.0	0.0	13.4
Risk Management Adjustment	Commission for Postsecondary Education	0.0	0.0	(3.8)
Retirement Adjustment	Commission for Postsecondary Education	0.0	0.0	(0.4)
	Uses Total	**0.0**	**1,298.3**	**1,297.5**
Postsecondary Education Fund Ending Balance		**263.0**	**272.6**	**225.6**

Sources and Uses of All Major State Funds

Fund Number PH9505 Sharlot Hall Historical Society 501 (c)3 Fund

A.R.S. § 35-142

Revenue received from donations, memberships, interest, gift shop sales and rent held in trust outside of the State Treasure's control are used for publication and journal printing, educational programming, archival and curatorial supplies, and graphics.

		FY 2022	FY 2023	FY 2024
Sources				
Beginning Balance		0.0	16.3	30.7
Revenues	Prescott Historical Society of Arizona	698.4	1,064.7	1,090.0
	Sources Total	**698.4**	**1,081.0**	**1,120.7**
Uses				
Non-Appropriated Expenditures	Prescott Historical Society of Arizona	682.1	1,050.3	1,050.3
	Uses Total	**682.1**	**1,050.3**	**1,050.3**
Sharlot Hall Historical Society 501 (c)3 Fund Ending Balance		**16.3**	**30.7**	**70.4**

Fund Number PI2449 Employee Recognition Fund

A.R.S. § 41-709

Revenues come from sales of candy and snacks, and auction events via donated goods. This fund is used for employee recognition/appreciation events as determined by the agency's employee appreciation committee.

		FY 2022	FY 2023	FY 2024
Sources				
Beginning Balance		0.0	0.0	0.0
	Sources Total	**0.0**	**0.0**	**0.0**
Uses				
	Uses Total	**0.0**	**0.0**	**0.0**
Employee Recognition Fund Ending Balance		**0.0**	**0.0**	**0.0**

Fund Number PI2975 Title VI - Coronavirus Relief Fund

A.R.S. § 35-142

Revenue is received from the Federal Coronavirus Aid, Relief, and Economic Security Act (CARES Act) and is used for expenses related to the Coronavirus Disease 2019 (COVID–19) public health emergency.

		FY 2022	FY 2023	FY 2024
Sources				
Beginning Balance		0.0	0.0	0.0
Revenues	Pioneers' Home	162.2	0.0	0.0
	Sources Total	**162.2**	**0.0**	**0.0**
Uses				
Non-Appropriated Expenditures	Pioneers' Home	162.2	0.0	0.0
	Uses Total	**162.2**	**0.0**	**0.0**
Title VI - Coronavirus Relief Fund Ending Balance		**0.0**	**0.0**	**0.0**

Sources and Uses of All Major State Funds

Fund Number PI2985 State Local Fiscal Recovery Fund

A.R.S. § 35-142

Revenue is received from the American Rescue Plan Act (ARPA) and is used for expenses related to the mitigation and recovery from the Coronavirus Disease 2019 (COVID-19) public health emergency.

		FY 2022	FY 2023	FY 2024
Sources				
Beginning Balance		0.0	0.0	0.0
Revenues	Pioneers' Home	509.0	0.0	0.0
	Sources Total	**509.0**	**0.0**	**0.0**
Uses				
Non-Appropriated Expenditures	Pioneers' Home	509.0	0.0	0.0
	Uses Total	**509.0**	**0.0**	**0.0**
State Local Fiscal Recovery Fund Ending Balance		**0.0**	**0.0**	**0.0**

Fund Number PI3129 Pioneers' Home State Charitable Earnings Fund

A.R.S. § 37-525

Expendable proceeds are earned from the Pioneers' Home's share of the State Charitable, Penal, and Reformatory Grant lands, and are used to further the Home's mission of providing a home and long-term care to long-time Arizona residents.

		FY 2022	FY 2023	FY 2024
Sources				
Beginning Balance		13,859.7	15,973.6	16,945.3
Revenues	Pioneers' Home	7,049.4	7,392.9	7,064.3
	Sources Total	**20,909.1**	**23,366.5**	**24,009.6**
Uses				
Operating Expenditures/Appropriations	Pioneers' Home	4,938.6	6,024.7	6,292.0
Capital Expenditures/Appropriations	Pioneers' Home	0.0	396.5	0.0
Administrative Adjustments	Pioneers' Home	(3.1)	0.0	0.0
HITF Backout	Pioneers' Home	0.0	0.0	(199.6)
ERE Corrections	Pioneers' Home	0.0	0.0	34.2
AFIS Charges	Pioneers' Home	0.0	0.0	0.1
HITF Premium Increase	Pioneers' Home	0.0	0.0	267.8
Fleet Charges	Pioneers' Home	0.0	0.0	57.4
Risk Management Adjustment	Pioneers' Home	0.0	0.0	51.0
Retirement Adjustment	Pioneers' Home	0.0	0.0	4.1
	Uses Total	**4,935.5**	**6,421.2**	**6,507.0**
Pioneers' Home State Charitable Earnings Fund Ending Balance		**15,973.6**	**16,945.3**	**17,502.7**

Sources and Uses of All Major State Funds

Fund Number PI3130 — Pioneers' Home Miners' Hospital Fund

A.R.S. § 37-525

Revenues are generated from the proceeds of the State Land Department's management of state trust lands, some of which are specifically granted to the Miner's Hospital Fund in the State of Arizona Constitution. The funds are used to support operations at the Arizona Pioneers' Home.

		FY 2022	FY 2023	FY 2024
Sources				
Beginning Balance		9,594.8	11,820.9	13,822.6
Revenues	Pioneers' Home	4,126.8	4,320.3	4,490.9
	Sources Total	**13,721.6**	**16,141.2**	**18,313.5**
Uses				
Operating Expenditures/Appropriations	Pioneers' Home	1,903.1	2,318.6	2,318.6
Administrative Adjustments	Pioneers' Home	(2.4)	0.0	0.0
HITF Backout	Pioneers' Home	0.0	0.0	(119.1)
ERE Corrections	Pioneers' Home	0.0	0.0	17.3
AFIS Charges	Pioneers' Home	0.0	0.0	0.1
HITF Premium Increase	Pioneers' Home	0.0	0.0	159.8
Retirement Adjustment	Pioneers' Home	0.0	0.0	1.5
	Uses Total	**1,900.7**	**2,318.6**	**2,378.2**
Pioneers' Home Miners' Hospital Fund Ending Balance		**11,820.9**	**13,822.6**	**15,935.3**

Fund Number PI3143 — AZ Pioneers' Home - Mine Fund

A.R.S. § 41-926

This fund receives revenue from donations made directly to the Arizona Pioneers' Home. The monies from this fund are used to augment activities for the residents of the Arizona Pioneers' Home, and for purchase of needed equipment and furniture.

		FY 2022	FY 2023	FY 2024
Sources				
Beginning Balance		75.0	59.0	71.0
Revenues	Pioneers' Home	12.0	12.0	12.0
	Sources Total	**87.0**	**71.0**	**83.0**
Uses				
Non-Appropriated Expenditures	Pioneers' Home	28.0	0.0	0.0
	Uses Total	**28.0**	**0.0**	**0.0**
AZ Pioneers' Home - Mine Fund Ending Balance		**59.0**	**71.0**	**83.0**

Sources and Uses of All Major State Funds

Fund Number PI3144 Pioneers' Home Cemetery Proceeds Fund

A.R.S. § 41-926

This fund receives revenue from the sale of interment rights at the Arizona Pioneers' Home cemetery. Per Statute, this fund's proceeds may be used to maintain the Arizona Pioneers' Home cemetery, or be used for the Arizona Pioneers' Home.

		FY 2022	FY 2023	FY 2024
Sources				
Beginning Balance		60.3	235.8	412.9
Revenues	Pioneers' Home	177.1	177.1	177.1
	Sources Total	**237.4**	**412.9**	**590.0**
Uses				
Non-Appropriated Expenditures	Pioneers' Home	1.6	0.0	0.0
	Uses Total	**1.6**	**0.0**	**0.0**
	Pioneers' Home Cemetery Proceeds Fund Ending Balance	**235.8**	**412.9**	**590.0**

Fund Number PM2052 Pharmacy Board Fund

A.R.S. § 32-1907

Revenues are generated through licensee, permitee, and examination fees. Funds are used to license, regulate, and conduct examinations of pharmacists and issue permits to distributors of approved medications. Up to $1.0 million can be transferred annually to the University of Arizona Poison Information Center. Up to $500,000 can be transferred annually to the Controlled Substance Prescription Drug Monitoring Program.

		FY 2022	FY 2023	FY 2024
Sources				
Beginning Balance		9,516.6	9,793.7	10,165.4
Revenues	Board of Pharmacy	3,908.7	3,908.7	3,908.7
	Sources Total	**13,425.3**	**13,702.4**	**14,074.1**
Uses				
Operating Expenditures/Appropriations	Board of Pharmacy	3,605.9	3,537.0	3,435.0
Administrative Adjustments	Board of Pharmacy	25.7	0.0	0.0
Rent Adjustment	Board of Pharmacy	0.0	0.0	(1.5)
HITF Backout	Board of Pharmacy	0.0	0.0	(64.7)
ERE Corrections	Board of Pharmacy	0.0	0.0	14.0
AFIS Charges	Board of Pharmacy	0.0	0.0	0.3
HITF Premium Increase	Board of Pharmacy	0.0	0.0	86.8
Fleet Charges	Board of Pharmacy	0.0	0.0	99.8
Risk Management Adjustment	Board of Pharmacy	0.0	0.0	(3.7)
Retirement Adjustment	Board of Pharmacy	0.0	0.0	2.4
	Uses Total	**3,631.6**	**3,537.0**	**3,568.4**
	Pharmacy Board Fund Ending Balance	**9,793.7**	**10,165.4**	**10,505.7**

Sources and Uses of All Major State Funds

Fund Number PM2359 Controlled Substance Prescription Monitoring Program Fund

A.R.S. § 32-1907 and 36-2605

This fund consists of transfers from the Pharmacy Board Fund and the Department of Health Services to be used for the Controlled Substances Prescription Monitoring Program.

		FY 2022	FY 2023	FY 2024
Sources				
Beginning Balance		1,533.5	1,802.9	4,032.9
Revenues	Board of Pharmacy	2,230.0	2,230.0	2,230.0
	Sources Total	**3,763.5**	**4,032.9**	**6,262.9**
Uses				
Non-Appropriated Expenditures	Board of Pharmacy	1,960.6	0.0	0.0
HITF Backout	Board of Pharmacy	0.0	0.0	(10.3)
AFIS Charges	Board of Pharmacy	0.0	0.0	0.1
HITF Premium Increase	Board of Pharmacy	0.0	0.0	13.8
	Uses Total	**1,960.6**	**0.0**	**3.6**
Controlled Substance Prescription Monitoring Program Fund Ending Balance		**1,802.9**	**4,032.9**	**6,259.3**

Fund Number PO2055 Podiatry Examiners Board Fund

A.R.S. § 32-806

Revenues are collected from fees, fines, and other revenues received by the Podiatry Examiners Board and are used to license and regulate podiatrists.

		FY 2022	FY 2023	FY 2024
Sources				
Beginning Balance		185.2	205.7	194.3
Revenues	Board of Podiatry Examiners	194.5	180.8	186.3
	Sources Total	**379.7**	**386.5**	**380.6**
Uses				
Operating Expenditures/Appropriations	Board of Podiatry Examiners	167.6	185.8	193.2
Administrative Adjustments	Board of Podiatry Examiners	6.4	6.4	0.0
HITF Backout	Board of Podiatry Examiners	0.0	0.0	(1.8)
ERE Corrections	Board of Podiatry Examiners	0.0	0.0	10.0
HITF Premium Increase	Board of Podiatry Examiners	0.0	0.0	2.4
Risk Management Adjustment	Board of Podiatry Examiners	0.0	0.0	(0.4)
Retirement Adjustment	Board of Podiatry Examiners	0.0	0.0	0.2
	Uses Total	**174.0**	**192.2**	**203.6**
Podiatry Examiners Board Fund Ending Balance		**205.7**	**194.3**	**177.0**

Sources and Uses of All Major State Funds

Fund Number PP2500 IGA and ISA Fund

A.R.S. § 35-142

Revenues are received from and used for the requirements of any inter-agency or inter-governmental agreements of the agency

		FY 2022	FY 2023	FY 2024
Sources				
Beginning Balance		0.2	0.0	0.0
Revenues	Board of Executive Clemency	23.4	24.5	24.5
	Sources Total	**23.6**	**24.5**	**24.5**
Uses				
Non-Appropriated Expenditures	Board of Executive Clemency	23.6	24.5	24.4
Retirement Adjustment	Board of Executive Clemency	0.0	0.0	0.1
	Uses Total	**23.6**	**24.5**	**24.5**
	IGA and ISA Fund Ending Balance	**0.0**	**0.0**	**0.0**

Fund Number PR2000 Federal Grants Fund

A.R.S. § 35-142

This fund contains awards from the Federal Government to facilitate participation in national policies and programs. For the State Parks Board, these are historic preservation, recreational and trail management, and water conservation.

		FY 2022	FY 2023	FY 2024
Sources				
Beginning Balance		297.1	1,023.8	0.0
Revenues	Arizona State Parks	4,368.4	7,880.0	7,880.0
	Sources Total	**4,665.5**	**8,903.8**	**7,880.0**
Uses				
Non-Appropriated Expenditures	Arizona State Parks	3,641.7	7,802.8	7,873.0
Prior Committed or Obligated Expenditures	Arizona State Parks	0.0	1,101.0	0.0
HITF Backout	Arizona State Parks	0.0	0.0	(15.0)
ERE Corrections	Arizona State Parks	0.0	0.0	1.0
HITF Premium Increase	Arizona State Parks	0.0	0.0	20.1
Retirement Adjustment	Arizona State Parks	0.0	0.0	0.9
	Uses Total	**3,641.7**	**8,903.8**	**7,880.0**
	Federal Grants Fund Ending Balance	**1,023.8**	**0.0**	**0.0**

Sources and Uses of All Major State Funds

Fund Number PR2106 State Lake Improvement Fund

A.R.S. § 5-382

Revenues consist of a portion of the motor vehicle fuel taxes, a portion of monies from the watercraft license tax, and interest earned on the fund. Arizona State Parks and Trails monitors the fund to plan and administer the State Lake Improvement Fund (SLIF) and the Law Enforcement and Boating Safety Fund programs. Monies are used for projects at boating sites, including launching ramps, parking areas, lake improvement and construction, campgrounds, and acquisition of property to provide access to boating sites.

		FY 2022	FY 2023	FY 2024
Sources				
Beginning Balance		9,713.5	14,894.4	9,991.1
Revenues	Arizona State Parks	12,915.1	12,900.0	8,900.0
	Sources Total	**22,628.6**	**27,794.4**	**18,891.1**
Uses				
Capital Expenditures/Appropriations	Arizona State Parks	43.4	0.0	0.0
Non-Appropriated Expenditures	Arizona State Parks	7,690.8	11,424.0	11,424.0
Rent Adjustment	Arizona State Parks	0.0	0.0	3.6
Prior Committed or Obligated Expenditures	Arizona State Parks	0.0	6,379.3	0.0
HITF Backout	Arizona State Parks	0.0	0.0	(82.7)
AFIS Charges	Arizona State Parks	0.0	0.0	0.4
HITF Premium Increase	Arizona State Parks	0.0	0.0	110.9
Risk Management Adjustment	Arizona State Parks	0.0	0.0	1.7
Retirement Adjustment	Arizona State Parks	0.0	0.0	5.2
	Uses Total	**7,734.2**	**17,803.3**	**11,463.1**
	State Lake Improvement Fund Ending Balance	**14,894.4**	**9,991.1**	**7,428.0**

Sources and Uses of All Major State Funds

Fund Number PR2202 State Parks Revenue Fund

A.R.S. § 41-511.21

Revenues consist of monies from state park user fees, concession fees and other revenue generating activities. The fund includes two accounts: half of the monies in the fund are designed to be used for operations of state parks; the other half of the monies in the fund are for use by Arizona State Parks Board, with review by the Joint Committee on Capital Review, for acquisition and development of state parks.

		FY 2022	FY 2023	FY 2024
Sources				
Beginning Balance		33,192.5	34,801.1	52,922.4
Revenues	Arizona State Parks	21,309.6	60,437.0	22,200.0
	Sources Total	**54,502.1**	**95,238.1**	**75,122.4**
Uses				
Capital Expenditures/Appropriations	Arizona State Parks	791.2	23,796.3	22,178.2
Operating Expenditures/Appropriations	Arizona State Parks	18,845.2	18,519.4	18,644.5
Administrative Adjustments	Arizona State Parks	64.6	0.0	0.0
HITF Backout	Arizona State Parks	0.0	0.0	(389.7)
ERE Corrections	Arizona State Parks	0.0	0.0	114.0
AFIS Charges	Arizona State Parks	0.0	0.0	1.4
HITF Premium Increase	Arizona State Parks	0.0	0.0	522.8
Fleet Charges	Arizona State Parks	0.0	0.0	2,195.4
Risk Management Adjustment	Arizona State Parks	0.0	0.0	7.7
Retirement Adjustment	Arizona State Parks	0.0	0.0	(324.7)
	Uses Total	**19,701.0**	**42,315.7**	**42,949.6**
	State Parks Revenue Fund Ending Balance	**34,801.1**	**52,922.4**	**32,172.8**

Fund Number PR2253 Off-Highway Vehicle Recreation Fund

A.R.S. § 28-1176

Revenues of the fund consist of a portion of receipts collected from motor vehicle fuel license taxes and are allocated as follows: 60% to State Parks, 35% to the Arizona Game and Fish Department, and 5% to the State Land Department. The fund is used to plan, administer, and enforce off-highway vehicle recreation, and to develop facilities consistent with the off-highway vehicle plan.

		FY 2022	FY 2023	FY 2024
Sources				
Beginning Balance		11,693.0	13,704.9	3,996.5
Revenues	Arizona State Parks	3,826.4	3,800.0	3,800.0
	Sources Total	**15,519.4**	**17,504.9**	**7,796.5**
Uses				
Operating Expenditures/Appropriations	Arizona State Parks	16.7	16.7	16.7
Non-Appropriated Expenditures	Arizona State Parks	1,797.8	2,959.0	2,959.0
Prior Committed or Obligated Expenditures	Arizona State Parks	0.0	10,532.7	0.0
HITF Backout	Arizona State Parks	0.0	0.0	(16.9)
HITF Premium Increase	Arizona State Parks	0.0	0.0	22.7
Retirement Adjustment	Arizona State Parks	0.0	0.0	0.4
	Uses Total	**1,814.5**	**13,508.4**	**2,981.9**
	Off-Highway Vehicle Recreation Fund Ending Balance	**13,704.9**	**3,996.5**	**4,814.7**

Sources and Uses of All Major State Funds

Fund Number PR2434 Land Conservation Administration Fund

A.R.S. § 41-511.23

Revenues consisted of interest and a $20 million annual transfer from the State General Fund, ending in FY 2011. The fund provides matching grants to purchase State Trust lands for open space and conservation purposes.

		FY 2022	FY 2023	FY 2024
Sources				
Beginning Balance		94.8	0.0	0.0
	Sources Total	**94.8**	**0.0**	**0.0**
Uses				
Non-Appropriated Expenditures	Arizona State Parks	94.8	0.0	0.0
	Uses Total	**94.8**	**0.0**	**0.0**
Land Conservation Administration Fund Ending Balance		**0.0**	**0.0**	**0.0**

Fund Number PR2448 Partnership Fund

A.R.S. § 41-511.04

The fund was created to allow the Board to collect and expend monies for administration of the Federal Land and Water Conservation Fund program. This is accomplished through the use of a surcharge assessed to sub-grantees.

		FY 2022	FY 2023	FY 2024
Sources				
Beginning Balance		771.4	1,312.9	1,312.9
Revenues	Arizona State Parks	4,422.6	2,738.0	2,738.0
	Sources Total	**5,194.0**	**4,050.9**	**4,050.9**
Uses				
Non-Appropriated Expenditures	Arizona State Parks	3,881.1	2,738.0	2,738.0
	Uses Total	**3,881.1**	**2,738.0**	**2,738.0**
Partnership Fund Ending Balance		**1,312.9**	**1,312.9**	**1,312.9**

Fund Number PR2985 ASPT Coronavirus State and Local Fiscal Recovery Fund

A.R.S. § 35-142

Revenue is received from the American Rescue Plan Act (ARPA) and is used for expenses related to the mitigation and recovery from the Coronavirus Disease 2019 (COVID-19) public health emergency.

		FY 2022	FY 2023	FY 2024
Sources				
Beginning Balance		0.0	5,180.0	0.0
Revenues	Arizona State Parks	5,180.0	0.0	0.0
	Sources Total	**5,180.0**	**5,180.0**	**0.0**
Uses				
Non-Appropriated Expenditures	Arizona State Parks	0.0	5,180.0	0.0
	Uses Total	**0.0**	**5,180.0**	**0.0**
ASPT Coronavirus State and Local Fiscal Recovery Fund Ending Balance		**5,180.0**	**0.0**	**0.0**

Sources and Uses of All Major State Funds

Fund Number PR3117 State Parks Donations Fund

A.R.S. § 41-511.11

The State Parks Board is permitted to receive contributions to the State Parks Donations Fund. Prior gifts have included donations from local governments, private parties, and others interested in preserving specific natural areas.

		FY 2022	FY 2023	FY 2024
Sources				
Beginning Balance		565.9	766.3	100.0
Revenues	Arizona State Parks	221.3	221.3	221.3
	Sources Total	**787.2**	**987.6**	**321.3**
Uses				
Non-Appropriated Expenditures	Arizona State Parks	20.9	887.6	0.0
	Uses Total	**20.9**	**887.6**	**0.0**
	State Parks Donations Fund Ending Balance	**766.3**	**100.0**	**321.3**

Fund Number PR3125 Sustainable State Parks and Roads Fund

A.R.S. § 41-511.17

This fund consists of monies received from individual income tax designations. It is used to operate, maintain and make capital improvements to buildings, roads, parking lots, highway entrances and any related structure used to operate state parks.

		FY 2022	FY 2023	FY 2024
Sources				
Beginning Balance		523.1	673.6	350.0
Revenues	Arizona State Parks	150.5	150.5	150.5
	Sources Total	**673.6**	**824.1**	**500.5**
Uses				
Non-Appropriated Expenditures	Arizona State Parks	0.0	474.1	474.1
	Uses Total	**0.0**	**474.1**	**474.1**
	Sustainable State Parks and Roads Fund Ending Balance	**673.6**	**350.0**	**26.4**

Fund Number PR3126 Heritage Fund

A.R.S. § 41-502

Revenues consist of legislative appropriations and are used to fund local, regional or state parks for outdoor recreation and open space development, restoration or renovation (50%); local, regional and state historic preservation projects (30%); local, regional and state nonmotorized trails (10%); and outdoor and environmental education (10%).

		FY 2022	FY 2023	FY 2024
Sources				
Beginning Balance		0.0	4,593.7	4,593.7
Revenues	Arizona State Parks	5,019.8	2,500.0	10,000.0
	Sources Total	**5,019.8**	**7,093.7**	**14,593.7**
Uses				
Non-Appropriated Expenditures	Arizona State Parks	426.1	2,500.0	12,500.0
	Uses Total	**426.1**	**2,500.0**	**12,500.0**
	Heritage Fund Ending Balance	**4,593.7**	**4,593.7**	**2,093.7**

Sources and Uses of All Major State Funds

Fund Number PR4401 State Parks Store Fund

A.R.S. § 41-511.24

This fund receives monies from the sales of merchandise in the Department's Park Stores (Gift Shops) at multiple parks. Receipts are used for the acquisition of merchandise and to cover dedicated staff. Any monies above $1.25 million in the fund balance in the fund at the end of fiscal year revert to the State Park Revenue Fund.

		FY 2022	FY 2023	FY 2024
Sources				
Beginning Balance		0.0	1,250.0	1,250.0
Revenues	Arizona State Parks	2,511.9	1,500.0	1,500.0
	Sources Total	**2,511.9**	**2,750.0**	**2,750.0**
Uses				
Operating Expenditures/Appropriations	Arizona State Parks	975.7	1,011.3	1,011.3
Administrative Adjustments	Arizona State Parks	0.0	35.3	0.0
ERE Corrections	Arizona State Parks	0.0	0.0	1.6
Transfer Due to Fund Balance Cap	Arizona State Parks	286.2	453.4	488.7
Retirement Adjustment	Arizona State Parks	0.0	0.0	0.2
	Uses Total	**1,261.9**	**1,500.0**	**1,501.8**
	State Parks Store Fund Ending Balance	**1,250.0**	**1,250.0**	**1,248.2**

Fund Number PS1999 Capitol Police Administrative Towing Fund

A.R.S. § 41-1725

Revenues come from administrative charges collected for the release of vehicles that have been towed or immobilized by the Capitol Police. Monies are to be used for law enforcement purposes.

		FY 2022	FY 2023	FY 2024
Sources				
Beginning Balance		20.9	15.1	7.8
Revenues	Department of Public Safety	0.6	0.0	0.0
	Sources Total	**21.5**	**15.1**	**7.8**
Uses				
Non-Appropriated Expenditures	Department of Public Safety	6.4	7.3	7.3
	Uses Total	**6.4**	**7.3**	**7.3**
	Capitol Police Administrative Towing Fund Ending Balance	**15.1**	**7.8**	**0.5**

Sources and Uses of All Major State Funds

Fund Number PS2000 Federal Grants Fund

A.R.S. § 35-142

Revenue for this fund comes from federal grants, which are then used to administer the High Intensity Drug Trafficking Areas program, organized crime financial investigations, the Rocky Mountain Information Network, the Victims of Crime Act monies, and the Motor Carrier Safety Assistance program.

		FY 2022	FY 2023	FY 2024
Sources				
Beginning Balance		736.0	795.1	32,870.6
Revenues	Department of Public Safety	67,802.6	82,261.7	61,797.1
	Sources Total	**68,538.6**	**83,056.8**	**94,667.7**
Uses				
Administrative Adjustments	Department of Public Safety	3,744.1	0.0	0.0
Non-Appropriated Expenditures	Department of Public Safety	63,999.4	50,186.2	50,186.2
HITF Backout	Department of Public Safety	0.0	0.0	(147.4)
AFIS Charges	Department of Public Safety	0.0	0.0	3.3
HITF Premium Increase	Department of Public Safety	0.0	0.0	197.7
Risk Management Adjustment	Department of Public Safety	0.0	0.0	(219.7)
Retirement Adjustment	Department of Public Safety	0.0	0.0	(2,711.0)
	Uses Total	**67,743.5**	**50,186.2**	**47,309.1**
	Federal Grants Fund Ending Balance	**795.1**	**32,870.6**	**47,358.6**

Fund Number PS2030 State Highway Fund

A.R.S. § 28-6991

Monies in the fund consist of statutory transfers from the Highway User Revenue Fund, Federal grants, and miscellaneous fees. The State Highway Fund supports the Department of Transportation's administration and costs of engineering, construction, and maintenance of state highways and parts of highways forming state routes, and law enforcement on state highways.

		FY 2022	FY 2023	FY 2024
Sources				
Beginning Balance		0.0	0.0	0.0
Revenues	Department of Public Safety	8,167.0	8,166.7	8,166.7
	Sources Total	**8,167.0**	**8,166.7**	**8,166.7**
Uses				
Operating Expenditures/Appropriations	Department of Public Safety	8,167.0	8,166.7	8,166.7
ERE Corrections	Department of Public Safety	0.0	0.0	85.9
Retirement Adjustment	Department of Public Safety	0.0	0.0	(1,885.4)
	Uses Total	**8,167.0**	**8,166.7**	**6,367.2**
	State Highway Fund Ending Balance	**0.0**	**0.0**	**1,799.5**

Sources and Uses of All Major State Funds

Fund Number PS2032 Arizona Highway Patrol Fund

A.R.S. § 41-1752

Revenues consist of a 0.43% insurance premium tax, towing impound hearing fees, and other miscellaneous fees and are used to fund operations at the Department of Public Safety.

		FY 2022	FY 2023	FY 2024
Sources				
Beginning Balance		71,056.2	57,488.2	8,994.8
Revenues	Department of Public Safety	25,761.0	29,714.8	29,714.8
	Sources Total	**96,817.2**	**87,203.0**	**38,709.6**
Uses				
Operating Expenditures/Appropriations	Department of Public Safety	36,037.7	31,293.3	31,293.3
Capital Expenditures/Appropriations	Department of Public Safety	2,697.9	0.0	0.0
Administrative Adjustments	Department of Public Safety	593.5	0.0	0.0
HITF Backout	Department of Public Safety	0.0	0.0	(4,295.5)
ERE Corrections	Department of Public Safety	0.0	0.0	293.5
AFIS Charges	Department of Public Safety	0.0	0.0	0.1
HITF Premium Increase	Department of Public Safety	0.0	0.0	5,762.2
Risk Management Adjustment	Department of Public Safety	0.0	0.0	(0.9)
Retirement Adjustment	Department of Public Safety	0.0	0.0	(6,185.3)
Non-Lapsing Authority from Prior Years	Department of Public Safety	0.0	46,914.9	0.0
	Uses Total	**39,329.1**	**78,208.2**	**26,867.4**
	Arizona Highway Patrol Fund Ending Balance	**57,488.2**	**8,994.8**	**11,842.2**

Fund Number PS2049 DPS Peace Officers Training Fund

A.R.S. § 41-1825

As of September 24, 2022, the fund has no revenue source. The monies are for training costs, including the operation of the Arizona Law Enforcement Officers Academy, and grants to state agencies, cities and towns, and counties for training law enforcement officers.

		FY 2022	FY 2023	FY 2024
Sources				
Beginning Balance		4,525.5	4,176.5	3,830.1
Revenues	Department of Public Safety	4,764.1	1,143.2	0.0
	Sources Total	**9,289.6**	**5,319.7**	**3,830.1**
Uses				
Administrative Adjustments	Department of Public Safety	14.1	0.0	0.0
Non-Appropriated Expenditures	Department of Public Safety	5,099.0	1,489.6	2,029.9
HITF Backout	Department of Public Safety	0.0	0.0	(40.5)
AFIS Charges	Department of Public Safety	0.0	0.0	0.1
HITF Premium Increase	Department of Public Safety	0.0	0.0	54.3
Risk Management Adjustment	Department of Public Safety	0.0	0.0	(2.1)
	Uses Total	**5,113.1**	**1,489.6**	**2,041.7**
	DPS Peace Officers Training Fund Ending Balance	**4,176.5**	**3,830.1**	**1,788.4**

Sources and Uses of All Major State Funds

Fund Number PS2108 Safety Enforcement and Transportation Infrastructure Fund

A.R.S. § 28-6547

Revneues come from fees assessed at the ports of entry and are used for the enforcement of vehicle safety requirements within 25 miles of the Arizona/Mexico border, maintenance of transportation facilities within 25 miles of the border, and any improvements to the North American Free Trade Agreement corridor.

		FY 2022	FY 2023	FY 2024
Sources				
Beginning Balance		257.1	0.0	0.0
Revenues	Department of Public Safety	(54.6)	0.0	0.0
	Sources Total	**202.5**	**0.0**	**0.0**
Uses				
Legislative Fund Transfers	Department of Public Safety	202.5	0.0	0.0
	Uses Total	**202.5**	**0.0**	**0.0**
Safety Enforcement and Transportation Infrastructure Fund Ending Balance		**0.0**	**0.0**	**0.0**

Note: Laws 2021, 1st Regular Session, Chapter 413 (SB 1829) eliminates the SETIF Fund and redirects all activities and fund balances to the State Highway Fund (DT2030) and the Arizona Highway Patrol Fund (PS2032).

Fund Number PS2278 DPS Records Processing Fund

A.R.S. § 41-1750

Funds received from accident report and fingerprint fees are used for the administrative costs of processing the reports and fingerprints.

		FY 2022	FY 2023	FY 2024
Sources				
Beginning Balance		743.0	702.2	365.9
Revenues	Department of Public Safety	4,866.7	4,830.2	4,830.2
	Sources Total	**5,609.7**	**5,532.4**	**5,196.1**
Uses				
Administrative Adjustments	Department of Public Safety	296.6	0.0	0.0
Non-Appropriated Expenditures	Department of Public Safety	4,610.9	5,166.5	5,166.5
HITF Backout	Department of Public Safety	0.0	0.0	(24.7)
AFIS Charges	Department of Public Safety	0.0	0.0	0.4
HITF Premium Increase	Department of Public Safety	0.0	0.0	33.1
Risk Management Adjustment	Department of Public Safety	0.0	0.0	(13.1)
Retirement Adjustment	Department of Public Safety	0.0	0.0	1.0
	Uses Total	**4,907.5**	**5,166.5**	**5,163.2**
DPS Records Processing Fund Ending Balance		**702.2**	**365.9**	**32.9**

Sources and Uses of All Major State Funds

Fund Number PS2285 Motor Vehicle Liability Insurance Enforcement Fund

A.R.S. § 28-4151 (D)

Revenues received from fee payments to reinstate motor vehicle registration and license plates as part of mandatory motor vehicle insurance requirements.

		FY 2022	FY 2023	FY 2024
Sources				
Beginning Balance		306.8	0.0	0.0
Revenues	Department of Public Safety	1,254.1	1,282.0	1,032.0
	Sources Total	**1,560.9**	**1,282.0**	**1,032.0**
Uses				
Operating Expenditures/Appropriations	Department of Public Safety	1,254.1	1,282.0	1,032.0
Legislative Fund Transfers	Department of Public Safety	306.8	0.0	0.0
HITF Backout	Department of Public Safety	0.0	0.0	(27.9)
ERE Corrections	Department of Public Safety	0.0	0.0	13.7
HITF Premium Increase	Department of Public Safety	0.0	0.0	37.4
Retirement Adjustment	Department of Public Safety	0.0	0.0	(307.8)
	Uses Total	**1,560.9**	**1,282.0**	**747.4**
Motor Vehicle Liability Insurance Enforcement Fund Ending Balance		**0.0**	**0.0**	**284.6**

Fund Number PS2322 DPS Administration Fund

A.R.S. § 41-1713

Revenue for this fund comes from state and local grants, donations for the administration of state and local grants (such as DUI Abatement, ACJC Forensic Crime Lab grants), and other monies that do not fit the intended use of some other fund.

		FY 2022	FY 2023	FY 2024
Sources				
Beginning Balance		3,223.0	3,109.8	3,678.6
Revenues	Department of Public Safety	4,337.0	4,365.0	4,365.0
	Sources Total	**7,560.0**	**7,474.8**	**8,043.6**
Uses				
Administrative Adjustments	Department of Public Safety	279.3	0.0	0.0
Non-Appropriated Expenditures	Department of Public Safety	4,170.9	3,796.2	3,796.2
HITF Backout	Department of Public Safety	0.0	0.0	(11.2)
AFIS Charges	Department of Public Safety	0.0	0.0	0.1
HITF Premium Increase	Department of Public Safety	0.0	0.0	15.0
Risk Management Adjustment	Department of Public Safety	0.0	0.0	(2.6)
Retirement Adjustment	Department of Public Safety	0.0	0.0	(161.8)
	Uses Total	**4,450.2**	**3,796.2**	**3,635.7**
DPS Administration Fund Ending Balance		**3,109.8**	**3,678.6**	**4,407.9**

Sources and Uses of All Major State Funds

Fund Number PS2370 DPS Forensics Fund

A.R.S. § 41-1730

Revenues consist of 6% surcharges on court fines and fees from civil traffic violations, 25.15% of Criminal Justice Enhancement Fund revenues, and revenues from $45 surcharges and court diversion fees associated with defensive driving school payments (these defensive driving payments are capped at $10,400,000 annually.) Expenditures consist of expenses associated with the operation, maintenance, and administration of crime laboratory operations and enhanced services, including educational and training costs for forensic scientists.

		FY 2022	FY 2023	FY 2024
Sources				
Beginning Balance		6,111.9	4,930.7	(758.0)
Revenues	Department of Public Safety	15,667.4	17,438.6	16,429.4
	Sources Total	**21,779.3**	**22,369.3**	**15,671.4**
Uses				
Operating Expenditures/Appropriations	Department of Public Safety	16,756.7	22,985.3	22,985.3
Administrative Adjustments	Department of Public Safety	91.9	142.0	0.0
HITF Backout	Department of Public Safety	0.0	0.0	(486.6)
ERE Corrections	Department of Public Safety	0.0	0.0	327.5
AFIS Charges	Department of Public Safety	0.0	0.0	0.1
HITF Premium Increase	Department of Public Safety	0.0	0.0	652.7
Retirement Adjustment	Department of Public Safety	0.0	0.0	(276.9)
	Uses Total	**16,848.6**	**23,127.3**	**23,202.1**
	DPS Forensics Fund Ending Balance	**4,930.7**	**(758.0)**	**(7,530.7)**

Note: Available cash is expected to be less than the appropriated spending authority in FY 2023 and FY 2024. The Department will be able to expend only the amount of cash available those years.

Fund Number PS2380 Motor Carrier Safety Revolving Fund

A.R.S. § 28-5203

Revenues consist of appropriations and monies received from private grants or donations. Monies in the fund are continuously appropriated to the Department to be used by Arizona Department of Transportation, the Attorney General, and the Department of Public Safety for motor carrier safety.

		FY 2022	FY 2023	FY 2024
Sources				
Beginning Balance		26.2	26.1	26.1
Revenues	Department of Public Safety	(0.1)	0.0	0.0
	Sources Total	**26.1**	**26.1**	**26.1**
Uses				
	Uses Total	**0.0**	**0.0**	**0.0**
	Motor Carrier Safety Revolving Fund Ending Balance	**26.1**	**26.1**	**26.1**

Sources and Uses of All Major State Funds

Fund Number PS2386 — Families of Fallen Police Officers Special Plate Fund

A.R.S. § 41-1721

Revenues are $17 of the $25 fees for Family of Fallen Police Officers special license plates and are used to provide grants to non-profit organizations that provide services to the families of police officers who were killed in the line of duty.

		FY 2022	FY 2023	FY 2024
Sources				
Beginning Balance		99.8	94.1	212.4
Revenues	Department of Public Safety	212.3	212.3	212.3
	Sources Total	**312.1**	**306.4**	**424.7**
Uses				
Administrative Adjustments	Department of Public Safety	116.0	0.0	0.0
Non-Appropriated Expenditures	Department of Public Safety	102.0	94.0	94.0
	Uses Total	**218.0**	**94.0**	**94.0**
Families of Fallen Police Officers Special Plate Fund Ending Balance		**94.1**	**212.4**	**330.7**

Fund Number PS2391 — Public Safety Equipment Fund

A.R.S. § 41-1723

Revenues are from DUI and OUI penalties as well as from a $4 surcharge on civil violations. Revenues are used to purchase vehicles, ballistic vests, electronic stun devices, and other safety equipment.

		FY 2022	FY 2023	FY 2024
Sources				
Beginning Balance		1,401.4	3,002.6	227.4
Revenues	Department of Public Safety	3,406.1	3,317.9	3,233.1
	Sources Total	**4,807.5**	**6,320.5**	**3,460.5**
Uses				
Operating Expenditures/Appropriations	Department of Public Safety	215.5	2,894.0	2,894.0
Administrative Adjustments	Department of Public Safety	397.0	1,938.6	0.0
Non-Appropriated Expenditures	Department of Public Safety	1,192.4	1,260.5	1,260.5
AFIS Charges	Department of Public Safety	0.0	0.0	0.1
	Uses Total	**1,804.9**	**6,093.1**	**4,154.6**
Public Safety Equipment Fund Ending Balance		**3,002.6**	**227.4**	**(694.1)**

Note: Available cash is expected to be less than the appropriated spending authority in FY 2024. The Department will be able to expend only the amount of cash available that year.

Sources and Uses of All Major State Funds

Fund Number PS2396 Gang and Immigration Intelligence Team Enforcement Mission Fund

A.R.S. § 41-1724

Revenues consist of General Fund appropriations in the GIITEM SLI and from a $4 surcharge on civil fines and fees. Revenues are used in support of the GIITEM program.

		FY 2022	FY 2023	FY 2024
Sources				
Beginning Balance		3,023.5	2,379.1	2,609.6
Revenues	Department of Public Safety	3,017.1	2,626.9	2,363.3
	Sources Total	**6,040.6**	**5,006.0**	**4,972.9**
Uses				
Operating Expenditures/Appropriations	Department of Public Safety	2,797.0	2,396.4	2,396.4
Administrative Adjustments	Department of Public Safety	864.5	0.0	0.0
HITF Backout	Department of Public Safety	0.0	0.0	(6.0)
ERE Corrections	Department of Public Safety	0.0	0.0	4.1
HITF Premium Increase	Department of Public Safety	0.0	0.0	8.0
Retirement Adjustment	Department of Public Safety	0.0	0.0	(18.6)
	Uses Total	**3,661.5**	**2,396.4**	**2,383.9**
Gang and Immigration Intelligence Team Enforcement Mission Fund Ending Balance		**2,379.1**	**2,609.6**	**2,589.0**

Fund Number PS2433 Fingerprint Clearance Card Fund

A.R.S. § 41-1758.06

Revenue from charges on fingerprint clearance card applicants are used for criminal history searches on job applicants for selected positions.

		FY 2022	FY 2023	FY 2024
Sources				
Beginning Balance		3,341.0	3,823.6	3,411.7
Revenues	Department of Public Safety	9,286.4	8,961.1	9,341.3
	Sources Total	**12,627.4**	**12,784.7**	**12,753.0**
Uses				
Operating Expenditures/Appropriations	Department of Public Safety	1,469.5	1,581.1	1,581.1
Administrative Adjustments	Department of Public Safety	12.6	0.0	0.0
Non-Appropriated Expenditures	Department of Public Safety	6,175.2	7,791.9	7,791.9
Legislative Fund Transfers	Department of Public Safety	1,146.4	0.0	0.0
HITF Backout	Department of Public Safety	0.0	0.0	(99.5)
ERE Corrections	Department of Public Safety	0.0	0.0	11.6
AFIS Charges	Department of Public Safety	0.0	0.0	0.1
HITF Premium Increase	Department of Public Safety	0.0	0.0	133.5
Risk Management Adjustment	Department of Public Safety	0.0	0.0	(6.1)
Retirement Adjustment	Department of Public Safety	0.0	0.0	(141.0)
	Uses Total	**8,803.7**	**9,373.0**	**9,271.6**
Fingerprint Clearance Card Fund Ending Balance		**3,823.6**	**3,411.7**	**3,481.4**

Sources and Uses of All Major State Funds

Fund Number PS2435 Board of Fingerprinting Fund

A.R.S. § 41-619.56

Revenues come from fees charged for obtaining a fingerprint clearance card and are used to operate the Board of Fingerprinting

		FY 2022	FY 2023	FY 2024
Sources				
Beginning Balance		150.3	143.2	123.2
Revenues	Department of Public Safety	718.7	700.0	700.0
	Sources Total	**869.0**	**843.2**	**823.2**
Uses				
Administrative Adjustments	Department of Public Safety	62.2	0.0	0.0
Non-Appropriated Expenditures	Department of Public Safety	657.1	720.0	720.0
Non-Lapsing Authority from Prior Years	Department of Public Safety	6.5	0.0	0.0
	Uses Total	**725.8**	**720.0**	**720.0**
	Board of Fingerprinting Fund Ending Balance	**143.2**	**123.2**	**103.2**

Fund Number PS2445 State Aid to Indigent Defense Fund

A.R.S. § 11-588

The State Aid to Indigent Defense Fund consists of funds from a portion of filing fees collected by the Supreme Court and the Court of Appeals. The purpose of the fund is to provide State aid to the county public defender, legal defender and contract indigent defense counsel for the processing of criminal cases.

		FY 2022	FY 2023	FY 2024
Sources				
Beginning Balance		249.7	19.7	0.0
Revenues	Department of Public Safety	(230.0)	0.0	0.0
	Sources Total	**19.7**	**19.7**	**0.0**
Uses				
Legislative Fund Transfers	Department of Public Safety	0.0	19.7	0.0
	Uses Total	**0.0**	**19.7**	**0.0**
	State Aid to Indigent Defense Fund Ending Balance	**19.7**	**0.0**	**0.0**

Sources and Uses of All Major State Funds

Fund Number PS2479 Motorcycle Safety Fund

A.R.S. § 28-2010

The fund consists of $1 of the motorcycle registration fee, which is to be used for motorcycle safety education programs.

		FY 2022	FY 2023	FY 2024
Sources				
Beginning Balance		0.0	0.0	0.0
Revenues	Department of Public Safety	198.9	198.9	198.9
	Sources Total	**198.9**	**198.9**	**198.9**
Uses				
Operating Expenditures/Appropriations	Department of Public Safety	198.9	198.9	198.9
	Uses Total	**198.9**	**198.9**	**198.9**
	Motorcycle Safety Fund Ending Balance	**0.0**	**0.0**	**0.0**

Fund Number PS2490 DPS Licensing Fund

A.R.S. § 32-2408

Fees are collected from private investigators and security guard license applicants. The monies collected are used to fund the operating costs of regulating the security guard and private investigator industries.

		FY 2022	FY 2023	FY 2024
Sources				
Beginning Balance		629.7	438.4	310.7
Revenues	Department of Public Safety	1,246.3	1,245.0	1,245.0
	Sources Total	**1,876.0**	**1,683.4**	**1,555.7**
Uses				
Administrative Adjustments	Department of Public Safety	11.8	0.0	0.0
Non-Appropriated Expenditures	Department of Public Safety	1,425.8	1,372.7	1,372.7
HITF Backout	Department of Public Safety	0.0	0.0	(14.4)
AFIS Charges	Department of Public Safety	0.0	0.0	0.1
HITF Premium Increase	Department of Public Safety	0.0	0.0	19.3
Risk Management Adjustment	Department of Public Safety	0.0	0.0	(1.5)
Retirement Adjustment	Department of Public Safety	0.0	0.0	(84.8)
	Uses Total	**1,437.6**	**1,372.7**	**1,291.4**
	DPS Licensing Fund Ending Balance	**438.4**	**310.7**	**264.3**

Sources and Uses of All Major State Funds

Fund Number PS2500 IGA and ISA Fund

A.R.S. § 35-142

Revenues are received from and are used for the requirements of any inter-agency or inter-governmental agreements of the agency.

		FY 2022	FY 2023	FY 2024
Sources				
Beginning Balance		2,618.8	2,947.7	1,686.4
Revenues	Department of Public Safety	8,805.1	8,800.0	8,800.0
	Sources Total	**11,423.9**	**11,747.7**	**10,486.4**
Uses				
Administrative Adjustments	Department of Public Safety	388.3	0.0	0.0
Non-Appropriated Expenditures	Department of Public Safety	8,088.0	10,061.3	10,061.3
HITF Backout	Department of Public Safety	0.0	0.0	(68.7)
AFIS Charges	Department of Public Safety	0.0	0.0	0.7
HITF Premium Increase	Department of Public Safety	0.0	0.0	92.2
Risk Management Adjustment	Department of Public Safety	0.0	0.0	(51.1)
Retirement Adjustment	Department of Public Safety	0.0	0.0	(1,739.0)
	Uses Total	**8,476.3**	**10,061.3**	**8,295.4**
	IGA and ISA Fund Ending Balance	**2,947.7**	**1,686.4**	**2,191.0**

Fund Number PS2510 Parity Compensation Fund

A.R.S. § 41-1720

Revenues are from a 1.51% distribution of the vehicle license taxes that are otherwise slated to go to the State Highway Fund and are used to help fund law enforcement salaries and benefits.

		FY 2022	FY 2023	FY 2024
Sources				
Beginning Balance		5,022.4	4,120.4	4,659.1
Revenues	Department of Public Safety	4,020.2	4,626.8	4,858.7
	Sources Total	**9,042.6**	**8,747.2**	**9,517.8**
Uses				
Operating Expenditures/Appropriations	Department of Public Safety	4,000.3	4,088.1	4,088.1
Administrative Adjustments	Department of Public Safety	0.0	0.0	0.0
Legislative Fund Transfers	Department of Public Safety	921.9	0.0	0.0
HITF Backout	Department of Public Safety	0.0	0.0	(87.8)
ERE Corrections	Department of Public Safety	0.0	0.0	47.6
HITF Premium Increase	Department of Public Safety	0.0	0.0	117.8
Retirement Adjustment	Department of Public Safety	0.0	0.0	(1,086.8)
	Uses Total	**4,922.2**	**4,088.1**	**3,078.9**
	Parity Compensation Fund Ending Balance	**4,120.4**	**4,659.1**	**6,438.9**

Sources and Uses of All Major State Funds

Fund Number PS2518 Concealed Weapons Permit Fund

A.R.S. § 41-1722

The fund recevies applicant fees for Concealed Carry Weapons (CCW) permits and uses the monies for the operating costs of the CCW Unit.

		FY 2022	FY 2023	FY 2024
Sources				
Beginning Balance		3,923.6	4,299.6	4,527.4
Revenues	Department of Public Safety	3,406.0	3,400.0	3,400.0
	Sources Total	**7,329.6**	**7,699.6**	**7,927.4**
Uses				
Operating Expenditures/Appropriations	Department of Public Safety	2,444.4	3,172.2	3,172.2
Administrative Adjustments	Department of Public Safety	35.6	0.0	0.0
IT Project Transfers	Department of Public Safety	550.0	0.0	0.0
HITF Backout	Department of Public Safety	0.0	0.0	(62.3)
ERE Corrections	Department of Public Safety	0.0	0.0	30.8
HITF Premium Increase	Department of Public Safety	0.0	0.0	83.6
Risk Management Adjustment	Department of Public Safety	0.0	0.0	(1.4)
Retirement Adjustment	Department of Public Safety	0.0	0.0	(30.3)
	Uses Total	**3,030.0**	**3,172.2**	**3,192.6**
	Concealed Weapons Permit Fund Ending Balance	**4,299.6**	**4,527.4**	**4,734.8**

Fund Number PS2519 Victims' Rights Enforcement Fund

A.R.S. § 41-1727

The source of revenue to the fund is a $2 surcharge on criminal and civil fines and penalties. The fund has an effective date of January 1, 2015. The monies fund grants to non-profit entities that provides legal representation to enforce the rights of crime victims and associated social services to assist the crime victim during the course of the legal representation.

		FY 2022	FY 2023	FY 2024
Sources				
Beginning Balance		1,457.5	1,345.7	1,207.2
Revenues	Department of Public Safety	890.1	858.5	828.2
	Sources Total	**2,347.6**	**2,204.2**	**2,035.4**
Uses				
Administrative Adjustments	Department of Public Safety	1.7	0.0	0.0
Non-Appropriated Expenditures	Department of Public Safety	1,000.2	997.0	997.0
	Uses Total	**1,001.9**	**997.0**	**997.0**
	Victims' Rights Enforcement Fund Ending Balance	**1,345.7**	**1,207.2**	**1,038.4**

Sources and Uses of All Major State Funds

Fund Number PS2975 Title VI - Coronavirus Relief Fund

A.R.S. § 35-142

Revenue is received from the Federal Coronavirus Aid, Relief, and Economic Security Act (CARES Act) and is used for expenses related to the Coronavirus Disease 2019 (COVID–19) public health emergency.

			FY 2022	FY 2023	FY 2024
Sources					
Beginning Balance			1.9	0.0	0.0
Revenues	Department of Public Safety		18,575.0	0.0	0.0
		Sources Total	**18,576.9**	**0.0**	**0.0**
Uses					
Administrative Adjustments	Department of Public Safety		(296.2)	0.0	0.0
Non-Appropriated Expenditures	Department of Public Safety		18,873.1	0.0	0.0
		Uses Total	**18,576.9**	**0.0**	**0.0**
		Title VI - Coronavirus Relief Fund Ending Balance	**0.0**	**0.0**	**0.0**

Note: The FY 2022 negative administrative adjustments are expenditures that were initially recorded in FY 2022 and were reduced and recorded as FY 2021 expenditures.

Fund Number PS2985 DPS Coronavirus State and Local Fiscal Recovery Fund

A.R.S. § 35-142

Revenue is received from the American Rescue Plan Act (ARPA) and is used for expenses related to the mitigation and recovery from the Coronavirus Disease 2019 (COVID-19) public health emergency.

			FY 2022	FY 2023	FY 2024
Sources					
Beginning Balance			0.0	303.1	303.1
Revenues	Department of Public Safety		18,571.9	0.0	0.0
		Sources Total	**18,571.9**	**303.1**	**303.1**
Uses					
Non-Appropriated Expenditures	Department of Public Safety		18,268.8	0.0	0.0
		Uses Total	**18,268.8**	**0.0**	**0.0**
		DPS Coronavirus State and Local Fiscal Recovery Fund Ending Balance	**303.1**	**303.1**	**303.1**

Sources and Uses of All Major State Funds

Fund Number PS3075 Peace Officer Training Equipment Fund

A.R.S. § 41-1731

Revenues consist of $4 from a $9 surcharge associated with court-ordered defensive driving diversion programs as well as $4 court fees from civil penalties associated with motor vehicle violations. Expenditures may only be used for peace officer equipment.

		FY 2022	FY 2023	FY 2024
Sources				
Beginning Balance		1,044.9	1,465.8	1,085.8
Revenues	Department of Public Safety	1,075.1	0.0	0.0
	Sources Total	**2,120.0**	**1,465.8**	**1,085.8**
Uses				
Administrative Adjustments	Department of Public Safety	0.0	275.0	0.0
Non-Lapsing Authority from Prior Years	Department of Public Safety	654.2	105.0	0.0
	Uses Total	**654.2**	**380.0**	**0.0**
Peace Officer Training Equipment Fund Ending Balance		**1,465.8**	**1,085.8**	**1,085.8**

Fund Number PS3076 Public Safety Interoperability Fund

A.R.S. § 41-1733

Revenues from monies appropriated to the fund by the Legislatures are used for interoperable communication systems.

		FY 2022	FY 2023	FY 2024
Sources				
Beginning Balance		1,500.0	0.0	0.0
Revenues	Department of Public Safety	(1,500.0)	0.0	0.0
	Sources Total	**0.0**	**0.0**	**0.0**
Uses				
	Uses Total	**0.0**	**0.0**	**0.0**
Public Safety Interoperability Fund Ending Balance		**0.0**	**0.0**	**0.0**

Sources and Uses of All Major State Funds

Fund Number PS3123 DPS Anti-Racketeering Revolving Fund

A.R.S. § 13-2314.01

Revenues come from monies forfeited to the Department through enforcement of civil and criminal statutes pertaining to racketeering offenses and are used to: fund gang prevention programs, substance abuse prevention programs, and provide assistance to victims of crime; investigate and prosecute racketeering offenses; pay the relocation expenses of any law enforcement officer and their family if the officer is threatened and forced to relocate; and, pay the cost of reports, audits, and application approvals related to racketeering enforcement.

		FY 2022	FY 2023	FY 2024
Sources				
Beginning Balance		8,496.8	5,104.1	4,386.5
Revenues	Department of Public Safety	(1,910.7)	(280.0)	620.0
	Sources Total	**6,586.1**	**4,824.1**	**5,006.5**
Uses				
Administrative Adjustments	Department of Public Safety	260.8	0.0	0.0
Non-Appropriated Expenditures	Department of Public Safety	1,221.2	437.6	437.6
HITF Backout	Department of Public Safety	0.0	0.0	(11.9)
AFIS Charges	Department of Public Safety	0.0	0.0	0.3
HITF Premium Increase	Department of Public Safety	0.0	0.0	16.0
Risk Management Adjustment	Department of Public Safety	0.0	0.0	(11.4)
Retirement Adjustment	Department of Public Safety	0.0	0.0	0.2
	Uses Total	**1,482.0**	**437.6**	**430.8**
DPS Anti-Racketeering Revolving Fund Ending Balance		**5,104.1**	**4,386.5**	**4,575.7**

Note: DPS sent more money back to individuals and other agencies than was seized under asset forfeiture laws because cases take years to adjudicate. The current trend is that older revenue seized under more permissive asset forfeiture laws is being adjudicated and the money is being dispersed from the Department, while smaller amounts of revenue are coming in after being seized under more restrictive asset forfeiture laws. The net result is negative revenue.

Sources and Uses of All Major State Funds

Fund Number PS3702 DPS Criminal Justice Enhancement Fund

A.R.S. § 41-2401

The Department of Public Safety receives a 10.01% allocation from the Criminal Justice Enhancement Fund (CJEF) surcharge on fines and penalties. Monies in the fund are used for allocation to state and local law enforcement authorities.

		FY 2022	FY 2023	FY 2024
Sources				
Beginning Balance		1,245.4	751.2	42.2
Revenues	Department of Public Safety	2,081.7	2,280.1	2,279.0
	Sources Total	**3,327.1**	**3,031.3**	**2,321.2**
Uses				
Operating Expenditures/Appropriations	Department of Public Safety	2,232.2	2,989.1	2,989.1
Administrative Adjustments	Department of Public Safety	0.0	0.0	0.0
Legislative Fund Transfers	Department of Public Safety	343.7	0.0	0.0
HITF Backout	Department of Public Safety	0.0	0.0	(61.3)
ERE Corrections	Department of Public Safety	0.0	0.0	36.9
HITF Premium Increase	Department of Public Safety	0.0	0.0	82.2
Retirement Adjustment	Department of Public Safety	0.0	0.0	1.6
	Uses Total	**2,575.9**	**2,989.1**	**3,048.5**
	DPS Criminal Justice Enhancement Fund Ending Balance	**751.2**	**42.2**	**(727.4)**

Note: Available cash is expected to be less than the appropriated spending authority in FY 2024. The Department will be able to expend only the amount of cash available that year.

Fund Number PS4216 Risk Management Revolving Fund

A.R.S. § 41-622

Revenues consist of risk management and workers' compensation charges to all State agencies, boards, and commissions based on an actuarial risk assessment, as well as any monies recovered through litigation. This fund is used to pay claims and administrative costs for property, liability, and workers' compensation losses, and to purchase insurance coverage for losses not covered under the State's self-insured limits.

		FY 2022	FY 2023	FY 2024
Sources				
Beginning Balance		19.0	19.0	19.0
Revenues	Department of Public Safety	1,351.0	1,396.9	1,396.9
	Sources Total	**1,370.0**	**1,415.9**	**1,415.9**
Uses				
Operating Expenditures/Appropriations	Department of Public Safety	1,351.0	1,396.9	1,396.9
HITF Backout	Department of Public Safety	0.0	0.0	(44.9)
ERE Corrections	Department of Public Safety	0.0	0.0	15.6
HITF Premium Increase	Department of Public Safety	0.0	0.0	60.2
Retirement Adjustment	Department of Public Safety	0.0	0.0	(296.4)
	Uses Total	**1,351.0**	**1,396.9**	**1,131.4**
	Risk Management Revolving Fund Ending Balance	**19.0**	**19.0**	**284.5**

Sources and Uses of All Major State Funds

Fund Number PS9000 Indirect Cost Recovery Fund

A.R.S. § 35-142

Revenue is received from a portion of federal grants that is used to pay administrative expenses associated with the grants.

		FY 2022	FY 2023	FY 2024
Sources				
Beginning Balance		2,843.7	2,157.2	2,433.9
Revenues	Department of Public Safety	161.4	200.0	200.0
	Sources Total	**3,005.1**	**2,357.2**	**2,633.9**
Uses				
Administrative Adjustments	Department of Public Safety	(2,679.1)	(3,055.6)	0.0
Non-Appropriated Expenditures	Department of Public Safety	3,527.0	2,978.9	873.6
HITF Backout	Department of Public Safety	0.0	0.0	(13.4)
AFIS Charges	Department of Public Safety	0.0	0.0	0.3
HITF Premium Increase	Department of Public Safety	0.0	0.0	18.0
Risk Management Adjustment	Department of Public Safety	0.0	0.0	(4.4)
Retirement Adjustment	Department of Public Safety	0.0	0.0	1.6
	Uses Total	**847.9**	**(76.7)**	**875.7**
	Indirect Cost Recovery Fund Ending Balance	**2,157.2**	**2,433.9**	**1,758.2**

Note: The Department's primary use of the Indirect Cost Fund is to front expenses for reimbursable federal grants. Usually, reimbursements lag expenditures by a month or two. When the reimbursements come in, expenses are moved off of the Indirect Cost Fund and to the Federal Grants Fund and negative administrative adjustments are created.

Fund Number PT2053 Physical Therapy Fund

A.R.S. § 32-2004

Revenues are received from the fees, fines and other revenues received by the Board. They are used to license and regulate physical therapists and physical therapy assistants.

		FY 2022	FY 2023	FY 2024
Sources				
Beginning Balance		1,679.1	1,378.4	1,680.2
Revenues	Board of Physical Therapy Examiners	151.8	932.7	145.9
	Sources Total	**1,830.9**	**2,311.1**	**1,826.1**
Uses				
Operating Expenditures/Appropriations	Board of Physical Therapy Examiners	445.8	630.9	587.5
Administrative Adjustments	Board of Physical Therapy Examiners	6.6	0.0	0.0
HITF Backout	Board of Physical Therapy Examiners	0.0	0.0	(11.3)
ERE Corrections	Board of Physical Therapy Examiners	0.0	0.0	6.8
AFIS Charges	Board of Physical Therapy Examiners	0.0	0.0	0.1
HITF Premium Increase	Board of Physical Therapy Examiners	0.0	0.0	15.2
Risk Management Adjustment	Board of Physical Therapy Examiners	0.0	0.0	0.2
Retirement Adjustment	Board of Physical Therapy Examiners	0.0	0.0	0.3
	Uses Total	**452.4**	**630.9**	**598.8**
	Physical Therapy Fund Ending Balance	**1,378.4**	**1,680.2**	**1,227.4**

Sources and Uses of All Major State Funds

Fund Number PV2056 Private Postsecondary Education Fund

A.R.S. § 32-3004

Revenues from annual license filing fees paid by private postsecondary education institutions that are based on each institution's gross tuition revenues. License fees are used to support the regulatory activities of the Board.

		FY 2022	FY 2023	FY 2024
Sources				
Beginning Balance		213.8	288.4	382.6
Revenues	Board for Private Postsecondary Education	369.8	548.0	548.0
	Sources Total	**583.6**	**836.4**	**930.6**
Uses				
Operating Expenditures/Appropriations	Board for Private Postsecondary Education	295.2	453.8	451.3
HITF Backout	Board for Private Postsecondary Education	0.0	0.0	(11.3)
ERE Corrections	Board for Private Postsecondary Education	0.0	0.0	0.8
HITF Premium Increase	Board for Private Postsecondary Education	0.0	0.0	15.2
Risk Management Adjustment	Board for Private Postsecondary Education	0.0	0.0	(0.9)
Retirement Adjustment	Board for Private Postsecondary Education	0.0	0.0	0.3
	Uses Total	**295.2**	**453.8**	**455.4**
	Private Postsecondary Education Fund Ending Balance	**288.4**	**382.6**	**475.3**

Fund Number PV3027 Student Tuition Recovery Fund

A.R.S. § 32-3072

Revenues are from school assessments of tuition of newly enrolled students up to a maximum of $10 per assessed student. Regionally accredited private postsecondary institutions, such as the University of Phoenix and Grand Canyon University, are exempt from assessments. The Board levies an assessment only when the fund's balance falls below $500,000. The fund is used to compensate students who suffer financial damages as a result of an institution ceasing operations.

		FY 2022	FY 2023	FY 2024
Sources				
Beginning Balance		181.1	297.0	491.0
Revenues	Board for Private Postsecondary Education	385.5	464.5	466.4
	Sources Total	**566.6**	**761.5**	**957.4**
Uses				
Non-Appropriated Expenditures	Board for Private Postsecondary Education	269.6	270.5	270.5
HITF Backout	Board for Private Postsecondary Education	0.0	0.0	(2.9)
ERE Corrections	Board for Private Postsecondary Education	0.0	0.0	0.2
HITF Premium Increase	Board for Private Postsecondary Education	0.0	0.0	3.9
Risk Management Adjustment	Board for Private Postsecondary Education	0.0	0.0	(0.5)
Retirement Adjustment	Board for Private Postsecondary Education	0.0	0.0	0.2
	Uses Total	**269.6**	**270.5**	**271.4**
	Student Tuition Recovery Fund Ending Balance	**297.0**	**491.0**	**686.0**

Sources and Uses of All Major State Funds

Fund Number RB2269 Board of Respiratory Care Examiners Fund

A.R.S. § 32-3505

Revenues come from the fees, fines, and other revenue received by the Board. Funds are used to license and regulate respiratory care practitioners.

		FY 2022	FY 2023	FY 2024
Sources				
Beginning Balance		202.9	294.4	308.6
Revenues	Board of Respiratory Care Examiners	420.9	421.0	421.0
	Sources Total	**623.8**	**715.4**	**729.6**
Uses				
Operating Expenditures/Appropriations	Board of Respiratory Care Examiners	324.1	406.8	414.7
Administrative Adjustments	Board of Respiratory Care Examiners	5.3	0.0	0.0
HITF Backout	Board of Respiratory Care Examiners	0.0	0.0	(12.5)
ERE Corrections	Board of Respiratory Care Examiners	0.0	0.0	21.0
AFIS Charges	Board of Respiratory Care Examiners	0.0	0.0	0.1
HITF Premium Increase	Board of Respiratory Care Examiners	0.0	0.0	16.8
Risk Management Adjustment	Board of Respiratory Care Examiners	0.0	0.0	(1.0)
Retirement Adjustment	Board of Respiratory Care Examiners	0.0	0.0	0.3
	Uses Total	**329.4**	**406.8**	**439.4**
	Board of Respiratory Care Examiners Fund Ending Balance	**294.4**	**308.6**	**290.2**

Fund Number RE2537 Condo and Planned Community Hearing Office Fund

A.R.S. § 32-2199.05

Sources of revenue include filing fees and civil penalties arising from disputes between owners and condominium or planned community associations over violations of regulatory statutes. The Fund is used to reimburse the Office of Administrative Hearings for costs related to conducting hearings.

		FY 2022	FY 2023	FY 2024
Sources				
Beginning Balance		6.0	10.0	14.0
Revenues	Department of Real Estate	36.0	36.0	36.0
	Sources Total	**42.0**	**46.0**	**50.0**
Uses				
Non-Appropriated Expenditures	Department of Real Estate	32.0	32.0	32.0
	Uses Total	**32.0**	**32.0**	**32.0**
	Condo and Planned Community Hearing Office Fund Ending Balance	**10.0**	**14.0**	**18.0**

Sources and Uses of All Major State Funds

Fund Number RE3119 Real Estate Recovery Fund

A.R.S. § 32-2186

Revenues from application fees for real estate or cemetery broker's or salesman's license are used to pay claims against real estate brokers or salesmen.

		FY 2022	FY 2023	FY 2024
Sources				
Beginning Balance		1,037.1	1,075.3	997.8
Revenues	Department of Real Estate	76.5	77.0	77.0
	Sources Total	**1,113.6**	**1,152.3**	**1,074.8**
Uses				
Non-Appropriated Expenditures	Department of Real Estate	38.3	154.5	154.5
	Uses Total	**38.3**	**154.5**	**154.5**
	Real Estate Recovery Fund Ending Balance	**1,075.3**	**997.8**	**920.3**

Note:

Fund Number RE4011 Real Estate Education Revolving Fund

A.R.S. § 32-2107(E)

Revenues consist of monies received from the sale of educational matter and grants of monies to be used in the production of educational products. Funds are used for the printing of a compilation of real estate laws and rules and other educational publications and for such other educational efforts necessary for the guidance and assistance of licensees and the public. Any balance in excess of $25,000 at the end of the fiscal year is transferred to the General Fund.

		FY 2022	FY 2023	FY 2024
Sources				
Beginning Balance		28.9	25.1	21.6
Revenues	Department of Real Estate	15.5	16.5	11.5
	Sources Total	**44.4**	**41.6**	**33.1**
Uses				
Non-Appropriated Expenditures	Department of Real Estate	18.8	20.0	20.0
Transfer Due to Fund Balance Cap	Department of Real Estate	0.5	0.0	0.0
	Uses Total	**19.3**	**20.0**	**20.0**
	Real Estate Education Revolving Fund Ending Balance	**25.1**	**21.6**	**13.1**

Sources and Uses of All Major State Funds

Fund Number RG2406 Registrar of Contractors Fund

A.R.S. § 32-1107

Consists of registration and license fees from contractors. 90% of revenue collected are deposited into this fund and 10% of revenue collected are deposited into the State General Fund. These monies are to be used for the operations of the Registrar of Contractors agency.

			FY 2022	FY 2023	FY 2024
Sources					
Beginning Balance			3,845.5	2,897.5	(1,089.6)
Revenues	Registrar of Contractors		9,691.1	9,767.5	10,391.2
		Sources Total	**13,536.6**	**12,665.0**	**9,301.5**
Uses					
Operating Expenditures/Appropriations	Registrar of Contractors		10,635.9	13,754.6	13,754.6
Administrative Adjustments	Registrar of Contractors		3.2	0.0	0.0
HITF Backout	Registrar of Contractors		0.0	0.0	(318.7)
ERE Corrections	Registrar of Contractors		0.0	0.0	6.3
HITF Premium Increase	Registrar of Contractors		0.0	0.0	427.5
Fleet Charges	Registrar of Contractors		0.0	0.0	396.5
Risk Management Adjustment	Registrar of Contractors		0.0	0.0	(1.0)
Retirement Adjustment	Registrar of Contractors		0.0	0.0	8.2
		Uses Total	**10,639.1**	**13,754.6**	**14,273.4**
		Registrar of Contractors Fund Ending Balance	**2,897.5**	**(1,089.6)**	**(4,971.9)**

Note: Available cash is expected to be less than the appropriated spending authority in FY 2023 and FY 2024. The Department will be able to expend only the amounts of cash available each year. Historically, the Registrar spends well below the appropriation.

Fund Number RG3155 Residential Contractors' Recovery Fund

A.R.S. § 32-1132

Revenue is received from an assessment paid by residential contractors and is used to pay claims against contractors.

			FY 2022	FY 2023	FY 2024
Sources					
Beginning Balance			20,258.5	23,291.4	24,892.8
Revenues	Registrar of Contractors		6,476.9	6,268.2	6,611.3
		Sources Total	**26,735.4**	**29,559.6**	**31,504.1**
Uses					
Non-Appropriated Expenditures	Registrar of Contractors		3,444.0	4,666.8	4,666.8
HITF Backout	Registrar of Contractors		0.0	0.0	(6.3)
AFIS Charges	Registrar of Contractors		0.0	0.0	0.2
HITF Premium Increase	Registrar of Contractors		0.0	0.0	8.5
Risk Management Adjustment	Registrar of Contractors		0.0	0.0	(0.1)
Retirement Adjustment	Registrar of Contractors		0.0	0.0	0.3
		Uses Total	**3,444.0**	**4,666.8**	**4,669.4**
		Residential Contractors' Recovery Fund Ending Balance	**23,291.4**	**24,892.8**	**26,834.8**

Sources and Uses of All Major State Funds

Fund Number RG3721 Registrar of Contractors Cash Bond Fund

A.R.S. § 32-1152

The Registrar of Contractors Cash Bond Fund consists of cash deposits by contractors filed with the Registrar in an amount set by the Registrar by rule as an alternative to the filing of a surety bond. Cash deposits are for the benefit of legitimate claims for damages caused by a duly licensed contractor.

		FY 2022	FY 2023	FY 2024
Sources				
Beginning Balance		1,900.6	2,050.8	2,050.8
Revenues	Registrar of Contractors	150.2	0.0	0.0
	Sources Total	**2,050.8**	**2,050.8**	**2,050.8**
Uses				
	Uses Total	**0.0**	**0.0**	**0.0**
Registrar of Contractors Cash Bond Fund Ending Balance		**2,050.8**	**2,050.8**	**2,050.8**

Fund Number RG3725 Contractors Prompt Pay Complaint Fund

A.R.S. § 32-1183

Revenues are received from licensed contractors, licensed subcontractors, or material supplier complainants' cash deposits held in lieu of surety bonds until a complaint is settled and are used to secure the payment of claims under A.R.S. § 32-1183.

		FY 2022	FY 2023	FY 2024
Sources				
Beginning Balance		2.0	2.5	2.5
Revenues	Registrar of Contractors	0.5	0.0	0.0
	Sources Total	**2.5**	**2.5**	**2.5**
Uses				
	Uses Total	**0.0**	**0.0**	**0.0**
Contractors Prompt Pay Complaint Fund Ending Balance		**2.5**	**2.5**	**2.5**

Sources and Uses of All Major State Funds

Fund Number RS1409 Public Safety Personnel Retirement Fund

A.R.S. § 35-142

Revenues are received from the Public Safety Personnel Retirement Trust Fund and are used to pay the administrative expenses of the Public Safety Personnel Retirement System.

		FY 2022	FY 2023	FY 2024
Sources				
Beginning Balance		0.0	0.0	0.0
Revenues	Public Safety Personnel Retirement System	22,333.2	30,381.1	30,478.1
	Sources Total	**22,333.2**	**30,381.1**	**30,478.1**
Uses				
Non-Appropriated Expenditures	Public Safety Personnel Retirement System	22,333.2	30,381.1	30,381.1
HITF Backout	Public Safety Personnel Retirement System	0.0	0.0	(112.7)
HITF Premium Increase	Public Safety Personnel Retirement System	0.0	0.0	151.2
Risk Management Adjustment	Public Safety Personnel Retirement System	0.0	0.0	47.3
Retirement Adjustment	Public Safety Personnel Retirement System	0.0	0.0	11.2
	Uses Total	**22,333.2**	**30,381.1**	**30,478.1**
Public Safety Personnel Retirement Fund Ending Balance		**0.0**	**0.0**	**0.0**

Fund Number RT1401 Arizona State Retirement System Appropriated Fund

A.R.S. § 38-721

Revenues are received from the Arizona State Retirement System Trust Fund and used for the administration of the Arizona State Retirement System.

		FY 2022	FY 2023	FY 2024
Sources				
Beginning Balance		185.2	1,162.5	1,162.5
Revenues	Arizona State Retirement System	22,537.7	26,335.6	27,158.6
	Sources Total	**22,722.9**	**27,498.1**	**28,321.1**
Uses				
Operating Expenditures/Appropriations	Arizona State Retirement System	20,887.6	26,335.6	27,093.4
Administrative Adjustments	Arizona State Retirement System	672.8	0.0	0.0
HITF Backout	Arizona State Retirement System	0.0	0.0	(803.7)
AFIS Charges	Arizona State Retirement System	0.0	0.0	0.9
HITF Premium Increase	Arizona State Retirement System	0.0	0.0	1,078.1
Risk Management Adjustment	Arizona State Retirement System	0.0	0.0	(0.3)
Retirement Adjustment	Arizona State Retirement System	0.0	0.0	17.0
	Uses Total	**21,560.4**	**26,335.6**	**27,385.4**
Arizona State Retirement System Appropriated Fund Ending Balance		**1,162.5**	**1,162.5**	**935.6**

Sources and Uses of All Major State Funds

Fund Number RT1407 Arizona State Retirement System Non-Appropriated Fund

A.R.S. § 38-721(C)

Revenues are received from the Arizona State Retirement System Trust Fund and used for specific administration expenditures such as investment management fees, consulting fees, rent, retiree payroll, costs for administering the health insurance program for retirees, and legal counsel.

		FY 2022	FY 2023	FY 2024
Sources				
Beginning Balance		521.0	0.0	0.0
Revenues	Arizona State Retirement System	254,133.1	140,120.6	144,074.4
	Sources Total	**254,654.1**	**140,120.6**	**144,074.4**
Uses				
Non-Appropriated Expenditures	Arizona State Retirement System	254,654.1	140,120.6	144,057.8
HITF Backout	Arizona State Retirement System	0.0	0.0	(35.0)
HITF Premium Increase	Arizona State Retirement System	0.0	0.0	47.0
Risk Management Adjustment	Arizona State Retirement System	0.0	0.0	(0.3)
Retirement Adjustment	Arizona State Retirement System	0.0	0.0	5.0
	Uses Total	**254,654.1**	**140,120.6**	**144,074.5**
Arizona State Retirement System Non-Appropriated Fund Ending Balance		**0.0**	**0.0**	**0.0**

Fund Number RT1408 LTD Trust Fund

A.R.S. § 38-797.02

Revenues are received from long-term disability contributions and used to pay costs associated with the long-term disability program.

		FY 2022	FY 2023	FY 2024
Sources				
Beginning Balance		22.4	0.0	0.0
Revenues	Arizona State Retirement System	1,263.9	1,800.0	1,800.0
	Sources Total	**1,286.3**	**1,800.0**	**1,800.0**
Uses				
Operating Expenditures/Appropriations	Arizona State Retirement System	1,286.3	1,800.0	1,800.0
	Uses Total	**1,286.3**	**1,800.0**	**1,800.0**
	LTD Trust Fund Ending Balance	**0.0**	**0.0**	**0.0**

Sources and Uses of All Major State Funds

Fund Number RT1409 ASRS Non-Appropriated Self-Insurance Fund

A.R.S. § 38-782

The Self-Insurance Fund consists of revenues received from the ASRS self insurance program. Funds are used to pay administrative and actuarial costs of the program.

		FY 2022	FY 2023	FY 2024
Sources				
Beginning Balance		0.0	0.0	0.0
Revenues	Arizona State Retirement System	1,033.1	3,384.8	3,384.8
	Sources Total	**1,033.1**	**3,384.8**	**3,384.8**
Uses				
Non-Appropriated Expenditures	Arizona State Retirement System	1,033.1	3,384.8	3,384.8
	Uses Total	**1,033.1**	**3,384.8**	**3,384.8**
ASRS Non-Appropriated Self-Insurance Fund Ending Balance		**0.0**	**0.0**	**0.0**

Fund Number RV1309 Tobacco Tax and Health Care Fund

A.R.S. § 36-771

The Tobacco Tax and Health Care Fund consists of taxes levied on various tobacco products and interest earned on these funds. Funds are used for medical program costs in various state agencies. The legislature may appropriate monies to the Department for the administration of tobacco taxes.

		FY 2022	FY 2023	FY 2024
Sources				
Beginning Balance		138.2	4.8	0.0
Revenues	Department of Revenue	534.1	723.1	733.1
	Sources Total	**672.2**	**727.9**	**733.1**
Uses				
Operating Expenditures/Appropriations	Department of Revenue	665.8	727.9	727.9
Administrative Adjustments	Department of Revenue	1.6	0.0	0.0
HITF Backout	Department of Revenue	0.0	0.0	(13.1)
ERE Corrections	Department of Revenue	0.0	0.0	0.3
HITF Premium Increase	Department of Revenue	0.0	0.0	17.6
Retirement Adjustment	Department of Revenue	0.0	0.0	0.4
	Uses Total	**667.4**	**727.9**	**733.1**
Tobacco Tax and Health Care Fund Ending Balance		**4.8**	**0.0**	**0.0**

Sources and Uses of All Major State Funds

Fund Number RV1520 DOR Unclaimed Fund - Non-FDIC RTC Deposits

A.R.S. § 44-313

This fund holds monies received from the sale of abandoned property. Funds are distributed to property owners, then to the Seriously Mentally Ill Housing Trust Fund, the Housing Trust Fund, the Department of Revenue Administrative Fund, the Victim Compensation and Assistance Fund, and the General Fund.

		FY 2022	FY 2023	FY 2024
Sources				
Beginning Balance		1,786.3	18,973.6	1,786.3
Revenues	Department of Revenue	17,187.3	(17,187.3)	0.0
	Sources Total	**18,973.6**	**1,786.3**	**1,786.3**
Uses				
AFIS Charges	Department of Revenue	0.0	0.0	5.3
	Uses Total	**0.0**	**0.0**	**5.3**
DOR Unclaimed Fund - Non-FDIC RTC Deposits Ending Balance		**18,973.6**	**1,786.3**	**1,781.0**

Fund Number RV1530 DOR Unclaimed Fund - FDIC RTC Deposits

A.R.S. § 44-313

This fund holds monies received from the sale of abandoned property. Funds are distributed to property owners, then to the Seriously Mentally Ill Housing Trust Fund, the Housing Trust Fund, the Department of Revenue Administrative Fund, the Victim Compensation and Assistance Fund, and the General Fund.

		FY 2022	FY 2023	FY 2024
Sources				
Beginning Balance		1,338.3	520.0	520.0
Revenues	Department of Revenue	(818.3)	0.0	0.0
	Sources Total	**520.0**	**520.0**	**520.0**
Uses				
	Uses Total	**0.0**	**0.0**	**0.0**
DOR Unclaimed Fund - FDIC RTC Deposits Ending Balance		**520.0**	**520.0**	**520.0**

Sources and Uses of All Major State Funds

Fund Number RV1601 Veterans' Income Tax Settlement Fund

Laws 2016, Chapter 125

Created in 2016, the Veterans' Income Tax Settlement Fund consists of legislative appropriations and is used to pay claims made by Native American veterans whose military pay improperly had state income tax withheld by the Department of Defense between 1993 and 2006. Any monies remaining in the fund after the payment of all valid claims by the Department revert to the state General Fund on June 30, 2023.

		FY 2022	FY 2023	FY 2024
Sources				
Beginning Balance		1,592.7	1,599.8	1,602.7
Revenues	Department of Revenue	7.9	7.9	0.0
	Sources Total	**1,600.5**	**1,607.7**	**1,602.7**
Uses				
Non-Appropriated Expenditures	Department of Revenue	0.7	5.0	5.0
Legislative Fund Transfers	Department of Revenue	0.0	0.0	1,597.7
HITF Backout	Department of Revenue	0.0	0.0	(0.1)
HITF Premium Increase	Department of Revenue	0.0	0.0	0.1
	Uses Total	**0.7**	**5.0**	**1,602.7**
Veterans' Income Tax Settlement Fund Ending Balance		**1,599.8**	**1,602.7**	**0.0**

Fund Number RV2166 Revenue Publication Revolving Fund

A.R.S. § 42-1004

This fund receives revenues from receipts from the sale of Department tax-related publications, and fee registrations collected from tax practitioner workshops. Monies in the fund are used to offset costs of publishing and distributing tax-related publications and costs associated with presentation of workshops to educate and inform tax preparers of the latest changes to Arizona taxation regulations.

		FY 2022	FY 2023	FY 2024
Sources				
Beginning Balance		20.5	16.7	16.7
Revenues	Department of Revenue	20.3	27.0	27.0
	Sources Total	**40.9**	**43.7**	**43.7**
Uses				
Non-Appropriated Expenditures	Department of Revenue	24.2	27.0	27.0
	Uses Total	**24.2**	**27.0**	**27.0**
Revenue Publication Revolving Fund Ending Balance		**16.7**	**16.7**	**16.7**

Sources and Uses of All Major State Funds

Fund Number RV2179 DOR Liability Setoff Fund

A.R.S. § 42-1122

Revenue consists of fees charged to user agencies by the Department for processing the payment of debts, such as delinquent child support payments, from debtors' tax refunds. Funds are used to cover the Department of Revenue's costs of administering the program.

		FY 2022	FY 2023	FY 2024
Sources				
Beginning Balance		1,101.1	1,413.3	1,620.8
Revenues	Department of Revenue	998.3	1,100.0	1,100.0
	Sources Total	**2,099.5**	**2,513.3**	**2,720.8**
Uses				
Operating Expenditures/Appropriations	Department of Revenue	686.2	892.5	892.5
Administrative Adjustments	Department of Revenue	0.0	0.0	0.0
HITF Backout	Department of Revenue	0.0	0.0	(19.8)
ERE Corrections	Department of Revenue	0.0	0.0	0.6
AFIS Charges	Department of Revenue	0.0	0.0	0.1
HITF Premium Increase	Department of Revenue	0.0	0.0	26.6
Retirement Adjustment	Department of Revenue	0.0	0.0	0.7
	Uses Total	**686.2**	**892.5**	**900.7**
	DOR Liability Setoff Fund Ending Balance	**1,413.3**	**1,620.8**	**1,820.1**

Fund Number RV2449 Employee Recognition Fund

A.R.S. § 41-776

Receipts in the fund consist of donations derived from fund-raising activities, contributions, or services from employees. This fund is used exclusively for employee recognition activities in the Department of Revenue.

	FY 2022	FY 2023	FY 2024
Sources			
Beginning Balance	1.1	1.1	1.1
Sources Total	**1.1**	**1.1**	**1.1**
Uses			
Uses Total	**0.0**	**0.0**	**0.0**
Employee Recognition Fund Ending Balance	**1.1**	**1.1**	**1.1**

Sources and Uses of All Major State Funds

Fund Number RV2463 Department of Revenue Administrative Fund

A.R.S. § 42-1116.01

Revenues are received from the Unclaimed Property fund in an annual transfer of $24.5 million. Monies in the fund are used for the operating costs of the Department.

		FY 2022	FY 2023	FY 2024
Sources				
Beginning Balance		7,674.2	8,134.5	4,031.4
Revenues	Department of Revenue	24,863.7	24,500.0	24,500.0
	Sources Total	**32,537.9**	**32,634.5**	**28,531.4**
Uses				
Operating Expenditures/Appropriations	Department of Revenue	24,095.5	28,603.1	24,500.0
Administrative Adjustments	Department of Revenue	308.0	0.0	0.0
HITF Backout	Department of Revenue	0.0	0.0	(1,212.2)
ERE Corrections	Department of Revenue	0.0	0.0	14.3
AFIS Charges	Department of Revenue	0.0	0.0	1.7
HITF Premium Increase	Department of Revenue	0.0	0.0	1,626.1
Retirement Adjustment	Department of Revenue	0.0	0.0	16.5
	Uses Total	**24,403.5**	**28,603.1**	**24,946.4**
	Department of Revenue Administrative Fund Ending Balance	**8,134.5**	**4,031.4**	**3,585.0**

Fund Number RV2500 IGA and ISA Fund

A.R.S. § 35-142

Revenues are received from and are used for the requirements of any inter-agency or inter-governmental agreements of the agency.

		FY 2022	FY 2023	FY 2024
Sources				
Beginning Balance		900.8	1,494.0	274.1
Revenues	Department of Revenue	2,352.4	579.6	1,620.9
	Sources Total	**3,253.1**	**2,073.6**	**1,895.0**
Uses				
Non-Appropriated Expenditures	Department of Revenue	1,759.1	1,799.5	1,799.5
HITF Backout	Department of Revenue	0.0	0.0	(16.3)
AFIS Charges	Department of Revenue	0.0	0.0	0.1
HITF Premium Increase	Department of Revenue	0.0	0.0	21.9
Retirement Adjustment	Department of Revenue	0.0	0.0	1.1
	Uses Total	**1,759.1**	**1,799.5**	**1,806.3**
	IGA and ISA Fund Ending Balance	**1,494.0**	**274.1**	**88.7**

Sources and Uses of All Major State Funds

Fund Number RV2610 Integrated Tax System Project Fund

A.R.S. § 42-5041

Revenues consist of fees charged to counties, cities, towns, and other taxing authorities for the cost sharing of the Department of Revenues new integrated tax system. Monies are used solely for the development and implementation costs of the system through June 30, 2028.

		FY 2022	FY 2023	FY 2024
Sources				
Beginning Balance		0.0	0.0	0.0
Revenues	Department of Revenue	0.0	6,187.1	7,552.0
	Sources Total	**0.0**	**6,187.1**	**7,552.0**
Uses				
IT Project Transfers	Department of Revenue	0.0	6,187.1	0.0
	Uses Total	**0.0**	**6,187.1**	**0.0**
Integrated Tax System Project Fund Ending Balance		**0.0**	**0.0**	**7,552.0**

Fund Number RV2975 Title VI - Coronavirus Relief Fund

A.R.S. § 35-142

Revenue is received from the Federal Coronavirus Aid, Relief, and Economic Security Act (CARES Act) and is used for expenses related to the Coronavirus Disease 2019 (COVID–19) public health emergency.

		FY 2022	FY 2023	FY 2024
Sources				
Beginning Balance		0.1	0.0	0.0
Revenues	Department of Revenue	(0.1)	0.0	0.0
	Sources Total	**0.0**	**0.0**	**0.0**
Uses				
	Uses Total	**0.0**	**0.0**	**0.0**
Title VI - Coronavirus Relief Fund Ending Balance		**0.0**	**0.0**	**0.0**

Fund Number RV2985 ADOR Coronavirus State and Local Fiscal Recovery Fund

A.R.S. § 35-142

Revenue is received from the American Rescue Plan Act (ARPA) and is used for expenses related to the mitigation and recovery from the Coronavirus Disease 2019 (COVID-19) public health emergency.

		FY 2022	FY 2023	FY 2024
Sources				
Beginning Balance		0.0	0.0	0.0
Revenues	Department of Revenue	23,937.6	0.0	0.0
	Sources Total	**23,937.6**	**0.0**	**0.0**
Uses				
Non-Appropriated Expenditures	Department of Revenue	23,937.6	0.0	0.0
	Uses Total	**23,937.6**	**0.0**	**0.0**
ADOR Coronavirus State and Local Fiscal Recovery Fund Ending Balance		**0.0**	**0.0**	**0.0**

Sources and Uses of All Major State Funds

Fund Number RV3745 Escheated Estates Fund

A.R.S. § 12-885

This fund consists of monies from the sale of escheated estates. Property escheats or reverts to the State, after 5 years when there is no will to transmit the property and there are no legal heirs to inherit it. Proceeds from the sale of escheated property are held in the fund for 12 months for the payment of claims after which they are transferred to the Permanent State School Fund.

		FY 2022	FY 2023	FY 2024
Sources				
Beginning Balance		193.1	88.0	88.0
Revenues	Department of Revenue	(105.0)	0.0	0.0
	Sources Total	**88.0**	**88.0**	**88.0**
Uses				
	Uses Total	**0.0**	**0.0**	**0.0**
	Escheated Estates Fund Ending Balance	**88.0**	**88.0**	**88.0**

Fund Number SD1700 Telecommunication Fund for the Deaf Fund

A.R.S. § 36-1947

A 1.1% tax is levied on the gross income derived from providing exchange access services which connect landline phones to local telecommunications networks. Revenues are used to provide telecommunication devices and services for the Deaf, Hard of Hearing, Deaf Blind, and persons with speech difficulties. Revenues are also used to operate the Commission for the Deaf and the Hard of Hearing.

	FY 2022	FY 2023	FY 2024
Sources			
Beginning Balance	561.0	561.0	561.0
Sources Total	**561.0**	**561.0**	**561.0**
Uses			
Uses Total	**0.0**	**0.0**	**0.0**
Telecommunication Fund for the Deaf Fund Ending Balance	**561.0**	**561.0**	**561.0**

Sources and Uses of All Major State Funds

Fund Number SD2000 Federal Grants Fund

A.R.S. § 35-142

Revenues consist of federal funds and are expended as stipulated by federal statutes authorizing the grants.

		FY 2022	FY 2023	FY 2024
Sources				
Beginning Balance		555.7	1,386.6	2,118.1
Revenues	Schools for the Deaf and the Blind	3,864.2	3,965.4	2,768.7
	Sources Total	**4,419.9**	**5,352.0**	**4,886.8**
Uses				
Non-Appropriated Expenditures	Schools for the Deaf and the Blind	3,033.3	3,233.9	2,760.1
HITF Backout	Schools for the Deaf and the Blind	0.0	0.0	(25.3)
AFIS Charges	Schools for the Deaf and the Blind	0.0	0.0	0.3
HITF Premium Increase	Schools for the Deaf and the Blind	0.0	0.0	33.9
Retirement Adjustment	Schools for the Deaf and the Blind	0.0	0.0	1.0
	Uses Total	**3,033.3**	**3,233.9**	**2,770.0**
	Federal Grants Fund Ending Balance	**1,386.6**	**2,118.1**	**2,116.8**

Fund Number SD2011 Non-Federal Grants Fund

A.R.S. § 35-142

Revenue consists of Rehabilitation Services Administration/Vocational Rehabilitation and E-Rate reimbursement claims, as well as non-federal grants such as state, private, and corporate grants and donations. These monies are used to support the educational and operational costs of the Phoenix Day School, Tucson residential facility, and various statewide programs that serve hearing and vision impaired students.

		FY 2022	FY 2023	FY 2024
Sources				
Beginning Balance		545.1	809.8	617.3
Revenues	Schools for the Deaf and the Blind	346.8	456.0	127.5
	Sources Total	**891.9**	**1,265.8**	**744.8**
Uses				
Non-Appropriated Expenditures	Schools for the Deaf and the Blind	82.1	645.7	645.7
Prior Committed or Obligated Expenditures	Schools for the Deaf and the Blind	0.0	2.8	0.0
HITF Backout	Schools for the Deaf and the Blind	0.0	0.0	(19.6)
AFIS Charges	Schools for the Deaf and the Blind	0.0	0.0	0.1
HITF Premium Increase	Schools for the Deaf and the Blind	0.0	0.0	26.3
	Uses Total	**82.1**	**648.5**	**652.5**
	Non-Federal Grants Fund Ending Balance	**809.8**	**617.3**	**92.3**

Sources and Uses of All Major State Funds

Fund Number SD2444 Schools for the Deaf and the Blind Fund

A.R.S. § 15-1304

Fund consists of money obtained from the Department of Education Special Education Voucher Fund, and expendable receipts from the State Land Trust. Funds are used for the education of Deaf and Blind children, children with multiple disabilities, and children with multiple disabilities and severe sensory impairments.

		FY 2022	FY 2023	FY 2024
Sources				
Beginning Balance		2,977.2	3,863.1	2,639.9
Revenues	Schools for the Deaf and the Blind	14,182.5	14,436.4	14,436.4
	Sources Total	**17,159.7**	**18,299.5**	**17,076.3**
Uses				
Operating Expenditures/Appropriations	Schools for the Deaf and the Blind	13,296.6	15,342.7	15,342.8
Prior Committed or Obligated Expenditures	Schools for the Deaf and the Blind	0.0	316.9	0.0
HITF Backout	Schools for the Deaf and the Blind	0.0	0.0	(466.8)
AFIS Charges	Schools for the Deaf and the Blind	0.0	0.0	0.1
HITF Premium Increase	Schools for the Deaf and the Blind	0.0	0.0	626.2
Risk Management Adjustment	Schools for the Deaf and the Blind	0.0	0.0	(2.5)
Retirement Adjustment	Schools for the Deaf and the Blind	0.0	0.0	11.9
	Uses Total	**13,296.6**	**15,659.6**	**15,511.7**
	Schools for the Deaf and the Blind Fund Ending Balance	**3,863.1**	**2,639.9**	**1,564.6**

Fund Number SD2486 ASDB Classroom Site Fund

A.R.S. § 15-1305

Revenues are derived from a 0.6% transaction privilege tax authorized by voter-approved Proposition 301 and extended by Laws 2018, Chapter 74 specifically to address teacher pay (base and performance) and a menu of maintenance and operations items (AIMS intervention and dropout prevention, class size reduction, and teacher training).

		FY 2022	FY 2023	FY 2024
Sources				
Beginning Balance		3,283.7	4,871.5	6,502.5
Revenues	Schools for the Deaf and the Blind	3,701.4	3,575.2	3,575.2
	Sources Total	**6,985.1**	**8,446.7**	**10,077.7**
Uses				
Non-Appropriated Expenditures	Schools for the Deaf and the Blind	2,113.6	1,944.2	1,944.2
HITF Backout	Schools for the Deaf and the Blind	0.0	0.0	(12.2)
HITF Premium Increase	Schools for the Deaf and the Blind	0.0	0.0	16.4
Retirement Adjustment	Schools for the Deaf and the Blind	0.0	0.0	1.2
	Uses Total	**2,113.6**	**1,944.2**	**1,949.6**
	ASDB Classroom Site Fund Ending Balance	**4,871.5**	**6,502.5**	**8,128.1**

Sources and Uses of All Major State Funds

Fund Number SD2492 Instructional Improvement - Prop 202 Fund

A.R.S. § 15-979

Fund receives 56% of total shared revenue from Indian gaming as authorized by Proposition 202 (2002 General Election). Funds are distributed by formula to school districts and charter schools and may be expended for teacher compensation increases, class size reductions, dropout prevention, and instructional improvement programs.

	FY 2022	FY 2023	FY 2024
Sources			
Beginning Balance	1.8	1.8	1.8
Sources Total	**1.8**	**1.8**	**1.8**
Uses			
Uses Total	**0.0**	**0.0**	**0.0**
Instructional Improvement - Prop 202 Fund Ending Balance	**1.8**	**1.8**	**1.8**

Fund Number SD2980 Governor's Emergency Education Relief Fund

A.R.S. § 35-142

Revenues are derived from both the Federal Coronavirus Aid, Relief, and Economic Security Act (CARES Act) and the Coronavirus Response and Relief Supplemental Appropriations Act (CRRSAA) and are disbursed via the Governor’s Office. The funds are utilized to provide additional support to K-12 and Higher Education institutions that have been most significantly impacted by COVID-19.

		FY 2022	FY 2023	FY 2024
Sources				
Beginning Balance		0.0	0.0	0.0
Revenues	Schools for the Deaf and the Blind	29.4	0.0	0.0
	Sources Total	**29.4**	**0.0**	**0.0**
Uses				
Non-Appropriated Expenditures	Schools for the Deaf and the Blind	29.4	0.0	0.0
	Uses Total	**29.4**	**0.0**	**0.0**
Governor's Emergency Education Relief Fund Ending Balance		**0.0**	**0.0**	**0.0**

Sources and Uses of All Major State Funds

Fund Number SD3148 Trust Fund

A.R.S. § 15-1303

The fund includes trust interest earnings allocated by the Board of Directors of the Arizona School For the Deaf and the Blind for services offered at the schools that are not statutorily required and/or not available through federal or state appropriation. The corpus of the trust, funded through private bequests and managed by outside financial advisors, is approximately $2 million.

		FY 2022	FY 2023	FY 2024
Sources				
Beginning Balance		261.5	224.2	181.6
Revenues	Schools for the Deaf and the Blind	0.0	0.0	149.0
	Sources Total	**261.5**	**224.2**	**330.6**
Uses				
Non-Appropriated Expenditures	Schools for the Deaf and the Blind	37.3	42.6	42.6
	Uses Total	**37.3**	**42.6**	**42.6**
	Trust Fund Ending Balance	**224.2**	**181.6**	**288.0**

Fund Number SD4221 ASDB Cooperative Services Fund

A.R.S. § 15-1302

Revenues consist of tuition payments made by participating school districts or special education voucher monies claimed on their behalf by the Arizona School for the Deaf and Blind. Funds are used to support educational programs and supplemental services offered at the five state regional cooperatives.

		FY 2022	FY 2023	FY 2024
Sources				
Beginning Balance		4,418.2	8,575.4	8,970.7
Revenues	Schools for the Deaf and the Blind	18,566.5	20,566.4	19,595.6
	Sources Total	**22,984.7**	**29,141.8**	**28,566.3**
Uses				
Operating Expenditures/Appropriations	Schools for the Deaf and the Blind	14,409.3	20,125.9	20,125.9
Prior Committed or Obligated Expenditures	Schools for the Deaf and the Blind	0.0	45.2	0.0
HITF Backout	Schools for the Deaf and the Blind	0.0	0.0	(732.3)
AFIS Charges	Schools for the Deaf and the Blind	0.0	0.0	0.3
HITF Premium Increase	Schools for the Deaf and the Blind	0.0	0.0	982.3
Risk Management Adjustment	Schools for the Deaf and the Blind	0.0	0.0	(2.2)
Retirement Adjustment	Schools for the Deaf and the Blind	0.0	0.0	13.6
	Uses Total	**14,409.3**	**20,171.1**	**20,387.6**
	ASDB Cooperative Services Fund Ending Balance	**8,575.4**	**8,970.7**	**8,178.7**

Sources and Uses of All Major State Funds

Fund Number SD4222 Enterprise Fund

A.R.S. § 15-1323 (C)

Fund consists of revenues from rental fees and other charges received for the use of the school auditorium for non-school events. The monies are used to pay for maintenance costs associated with operating the Tucson auditorium and associated facilities.

		FY 2022	FY 2023	FY 2024
Sources				
Beginning Balance		280.2	316.1	361.6
Revenues	Schools for the Deaf and the Blind	88.0	135.8	135.8
	Sources Total	**368.2**	**451.9**	**497.4**
Uses				
Non-Appropriated Expenditures	Schools for the Deaf and the Blind	52.1	90.3	90.3
HITF Backout	Schools for the Deaf and the Blind	0.0	0.0	(0.5)
HITF Premium Increase	Schools for the Deaf and the Blind	0.0	0.0	0.7
	Uses Total	**52.1**	**90.3**	**90.5**
	Enterprise Fund Ending Balance	**316.1**	**361.6**	**407.0**

Fund Number SP2075 Supreme Court CJEF Disbursements Fund

A.R.S. § 41-2401

Revenues consist of CJEF allocations. 12.38% of CJEF monies are used to reduce juvenile crime, 8.59% is used to enhance the court's ability to process criminal and delinquency cases and salaries of Superior Court judges, and 4.16% is used to provide drug treatment services to adult probationers. The Supreme Court's budget includes all CJEF allocations; however, the portions of the fund dedicated to juvenile crime reduction and drug treatment are also included in the Superior Court's budget.

		FY 2022	FY 2023	FY 2024
Sources				
Beginning Balance		6,824.7	7,095.3	6,004.7
Revenues	Supreme Court	2,987.4	2,973.5	2,799.1
	Sources Total	**9,812.1**	**10,068.8**	**8,803.8**
Uses				
Operating Expenditures/Appropriations	Supreme Court	2,682.8	4,722.8	4,722.8
Administrative Adjustments	Supreme Court	34.0	(658.7)	0.0
HITF Backout	Supreme Court	0.0	0.0	(115.1)
ERE Corrections	Supreme Court	0.0	0.0	2.9
AFIS Charges	Supreme Court	0.0	0.0	0.1
HITF Premium Increase	Supreme Court	0.0	0.0	154.4
Risk Management Adjustment	Supreme Court	0.0	0.0	(2.0)
Retirement Adjustment	Supreme Court	0.0	0.0	3.0
	Uses Total	**2,716.8**	**4,064.1**	**4,766.1**
	Supreme Court CJEF Disbursements Fund Ending Balance	**7,095.3**	**6,004.7**	**4,037.7**

Sources and Uses of All Major State Funds

Fund Number SP2084 Grants and Special Revenues Fund

A.R.S. § 35-142

Revenues consist of primarily federal, state, local, and private grants, which are restricted in their use to specific activities consistent with the purpose of the grant.

		FY 2022	FY 2023	FY 2024
Sources				
Beginning Balance		19,027.2	15,928.9	13,137.7
Revenues	Supreme Court	23,656.1	23,746.4	25,323.0
	Sources Total	**42,683.3**	**39,675.3**	**38,460.7**
Uses				
Non-Appropriated Expenditures	Supreme Court	25,990.5	26,537.6	26,537.6
HITF Backout	Supreme Court	0.0	0.0	(136.1)
AFIS Charges	Supreme Court	0.0	0.0	1.4
HITF Premium Increase	Supreme Court	0.0	0.0	182.6
Transfer Due to Fund Balance Cap	Supreme Court	763.9	0.0	0.0
Retirement Adjustment	Supreme Court	0.0	0.0	8.1
	Uses Total	**26,754.4**	**26,537.6**	**26,593.6**
	Grants and Special Revenues Fund Ending Balance	**15,928.9**	**13,137.7**	**11,867.2**

Fund Number SP2193 Juvenile Probation Services Fund

A.R.S. § 8-322

Revenues stem from the General Fund and are used for juvenile probation programs required as a condition of diversion. Programs include treatment, testing, and independent living programs.

		FY 2022	FY 2023	FY 2024
Sources				
Beginning Balance		9,018.1	1,940.8	1,940.8
Revenues	Supreme Court	2,091.4	5,408.2	5,408.2
	Sources Total	**11,109.5**	**7,349.0**	**7,349.0**
Uses				
Non-Appropriated Expenditures	Supreme Court	2,091.4	5,408.2	5,408.2
HITF Backout	Supreme Court	0.0	0.0	(34.4)
AFIS Charges	Supreme Court	0.0	0.0	0.5
HITF Premium Increase	Supreme Court	0.0	0.0	46.1
Transfer Due to Fund Balance Cap	Supreme Court	7,077.3	0.0	0.0
Retirement Adjustment	Supreme Court	0.0	0.0	1.7
	Uses Total	**9,168.7**	**5,408.2**	**5,422.1**
	Juvenile Probation Services Fund Ending Balance	**1,940.8**	**1,940.8**	**1,926.9**

Sources and Uses of All Major State Funds

Fund Number SP2246 Judicial Collection - Enhancement Fund

A.R.S. § 12-113

Revenues for this fund are from electronic case filing and access fees. The fund is used to improve, maintain, and enhance the ability of the courts to collect and manage monies assessed or received by the courts; to fund court automation projects likely to improve case processing or the administration of justice according to plans approved by the Supreme Court; and to fund probation services.

		FY 2022	FY 2023	FY 2024
Sources				
Beginning Balance		3,822.5	5,763.3	5,589.6
Revenues	Supreme Court	10,346.1	9,973.1	9,927.9
	Sources Total	**14,168.6**	**15,736.4**	**15,517.5**
Uses				
Operating Expenditures/Appropriations	Supreme Court	8,274.2	15,191.4	15,191.4
Administrative Adjustments	Supreme Court	131.2	(5,044.6)	0.0
HITF Backout	Supreme Court	0.0	0.0	(296.7)
ERE Corrections	Supreme Court	0.0	0.0	6.6
AFIS Charges	Supreme Court	0.0	0.0	0.3
HITF Premium Increase	Supreme Court	0.0	0.0	398.0
Risk Management Adjustment	Supreme Court	0.0	0.0	(3.1)
Retirement Adjustment	Supreme Court	0.0	0.0	9.1
	Uses Total	**8,405.3**	**10,146.8**	**15,305.6**
	Judicial Collection - Enhancement Fund Ending Balance	**5,763.3**	**5,589.6**	**211.9**

Fund Number SP2247 Defensive Driving Fund

A.R.S. § 28-3398

The Defensive Driving Fund receives surchrages from persons attending defensive driving school and defensive driving school certification fees. The fund is used to supervise the use of defensive driving schools by the courts in Arizona and to expedite the processing of all offenses.

		FY 2022	FY 2023	FY 2024
Sources				
Beginning Balance		746.2	1,273.7	(449.1)
Revenues	Supreme Court	2,699.3	2,764.9	2,982.2
	Sources Total	**3,445.5**	**4,038.6**	**2,533.1**
Uses				
Operating Expenditures/Appropriations	Supreme Court	2,171.8	4,487.7	4,487.7
Administrative Adjustments	Supreme Court	0.0	0.0	0.0
HITF Backout	Supreme Court	0.0	0.0	(89.6)
ERE Corrections	Supreme Court	0.0	0.0	1.5
AFIS Charges	Supreme Court	0.0	0.0	0.1
HITF Premium Increase	Supreme Court	0.0	0.0	120.2
Retirement Adjustment	Supreme Court	0.0	0.0	1.9
	Uses Total	**2,171.8**	**4,487.7**	**4,521.8**
	Defensive Driving Fund Ending Balance	**1,273.7**	**(449.1)**	**(1,988.7)**

Note: Available cash is expected to be less than the appropriated spending authority in FY 2023 and FY 2024. The Supreme Court will be able to expend only the amount of cash available.

Sources and Uses of All Major State Funds

Fund Number SP2275 Court Appointed Special Advocate Fund

A.R.S. § 8-524

The Court Appointed Special Advocate Fund receives 30% of the state lottery unclaimed prize monies and is used to train community volunteers appointed by a judge to advocate for abused and neglected children in juvenile court proceedings.

		FY 2022	FY 2023	FY 2024
Sources				
Beginning Balance		0.0	2,240.8	2,007.8
Revenues	Supreme Court	6,110.4	5,183.0	5,183.0
	Sources Total	**6,110.4**	**7,423.8**	**7,190.8**
Uses				
Operating Expenditures/Appropriations	Supreme Court	3,869.6	5,416.0	5,233.0
HITF Backout	Supreme Court	0.0	0.0	(27.9)
ERE Corrections	Supreme Court	0.0	0.0	0.6
HITF Premium Increase	Supreme Court	0.0	0.0	37.4
Retirement Adjustment	Supreme Court	0.0	0.0	0.9
	Uses Total	**3,869.6**	**5,416.0**	**5,244.0**
Court Appointed Special Advocate Fund Ending Balance		**2,240.8**	**2,007.8**	**1,946.8**

Fund Number SP2276 Confidential Intermediary Fund

A.R.S. § 8-135

The Confidential Intermediary Fund receives a portion of Superior Court fees, fees for certified copies of birth certificates, and fees collected for fiduciary registration. The fund is used for an individual or an adoption agency to act as a contact between adoptive parents and an adoptee or birth parent in locating confidential information or establishing contact.

		FY 2022	FY 2023	FY 2024
Sources				
Beginning Balance		813.9	947.8	751.4
Revenues	Supreme Court	467.1	350.0	498.7
	Sources Total	**1,281.0**	**1,297.8**	**1,250.1**
Uses				
Operating Expenditures/Appropriations	Supreme Court	333.2	546.5	686.1
Administrative Adjustments	Supreme Court	0.0	(0.1)	0.0
HITF Backout	Supreme Court	0.0	0.0	(12.5)
ERE Corrections	Supreme Court	0.0	0.0	0.4
HITF Premium Increase	Supreme Court	0.0	0.0	16.8
Retirement Adjustment	Supreme Court	0.0	0.0	0.1
	Uses Total	**333.2**	**546.4**	**690.9**
Confidential Intermediary Fund Ending Balance		**947.8**	**751.4**	**559.2**

Sources and Uses of All Major State Funds

Fund Number SP2277 Drug Treatment and Education Fund

A.R.S. § 13-901.02

Revenue from this fund is from a 7% of tax revenue collected on spirituous liquors and 18% of tax revenue collected on vinous and malt liquor. 50% of these monies are distributed to the Superior Court for drug education and treatment programs. The other 50% of these monies are distributed to the Arizona Parents Commission on Drug Education and Prevention.

		FY 2022	FY 2023	FY 2024
Sources				
Beginning Balance		3,913.3	0.0	1,288.2
Revenues	Supreme Court	1,257.6	2,625.8	2,593.0
	Sources Total	**5,170.9**	**2,625.8**	**3,881.2**
Uses				
Non-Appropriated Expenditures	Supreme Court	654.6	1,337.6	1,337.6
HITF Backout	Supreme Court	0.0	0.0	(16.4)
AFIS Charges	Supreme Court	0.0	0.0	0.1
HITF Premium Increase	Supreme Court	0.0	0.0	22.0
Transfer Due to Fund Balance Cap	Supreme Court	4,516.3	0.0	0.0
Risk Management Adjustment	Supreme Court	0.0	0.0	(4.1)
Retirement Adjustment	Supreme Court	0.0	0.0	(815.4)
	Uses Total	**5,170.9**	**1,337.6**	**523.8**
	Drug Treatment and Education Fund Ending Balance	**0.0**	**1,288.2**	**2,541.9**

Fund Number SP2382 Arizona Lengthy Trial Fund

A.R.S. § 21-222

Revenue for this fund consists of fees established by the Supreme Court on court filings paid to the clerk of the Superior Court and appropriations made by the legislature. Funds are used to pay full or partial earnings replacement or supplementation to jurors who serve as petit jurors and who receive less than full compensation or, after paying jurors, to pay for the mamagement and storage of digital evidence and to faciliate the display of the evidence to the jury and court.

		FY 2022	FY 2023	FY 2024
Sources				
Beginning Balance		0.0	508.2	436.8
Revenues	Supreme Court	739.9	2,359.9	2,359.9
	Sources Total	**739.9**	**2,868.1**	**2,796.7**
Uses				
Non-Appropriated Expenditures	Supreme Court	231.7	2,431.3	2,431.3
HITF Backout	Supreme Court	0.0	0.0	(0.1)
HITF Premium Increase	Supreme Court	0.0	0.0	0.1
Retirement Adjustment	Supreme Court	0.0	0.0	0.1
	Uses Total	**231.7**	**2,431.3**	**2,431.4**
	Arizona Lengthy Trial Fund Ending Balance	**508.2**	**436.8**	**365.3**

Sources and Uses of All Major State Funds

Fund Number SP2440 Court Reporters Fund

A.R.S. § 32-4007

Revenue for the fund comes from registration and renewal fees paid by Certified Court Reporters. Monies in the fund are used for the certification and administration of court reporters statewide.

		FY 2022	FY 2023	FY 2024
Sources				
Beginning Balance		69.8	19.0	33.6
Revenues	Supreme Court	107.9	107.9	107.9
	Sources Total	**177.7**	**126.9**	**141.5**
Uses				
Non-Appropriated Expenditures	Supreme Court	158.7	93.3	93.3
HITF Backout	Supreme Court	0.0	0.0	(2.9)
HITF Premium Increase	Supreme Court	0.0	0.0	3.9
Retirement Adjustment	Supreme Court	0.0	0.0	0.1
	Uses Total	**158.7**	**93.3**	**94.4**
	Court Reporters Fund Ending Balance	**19.0**	**33.6**	**47.1**

Fund Number SP2446 State Aid to Courts Fund

A.R.S. § 12-102.02

The fund receives legislative appropriations, a portion of court filing fees, and a portion of fees, fines, penalties, and forfeitures collected on criminal offences and civil motor vehicle violations. It is used to provide state aid to the Superior Court for processing criminal cases and is distributed to each county based on population and the number of felony filings.

		FY 2022	FY 2023	FY 2024
Sources				
Beginning Balance		721.5	801.2	(444.5)
Revenues	Supreme Court	1,774.1	1,700.8	1,630.4
	Sources Total	**2,495.6**	**2,502.0**	**1,185.9**
Uses				
Operating Expenditures/Appropriations	Supreme Court	1,694.4	2,946.5	2,946.5
HITF Backout	Supreme Court	0.0	0.0	(1.2)
HITF Premium Increase	Supreme Court	0.0	0.0	1.6
Retirement Adjustment	Supreme Court	0.0	0.0	0.1
	Uses Total	**1,694.4**	**2,946.5**	**2,947.0**
	State Aid to Courts Fund Ending Balance	**801.2**	**(444.5)**	**(1,761.1)**

Note: Available cash is expected to be less than the appropriated spending authority in FY 2023 and FY 2024. The Supreme Court will be able to expend only the amounts of cash available.

Sources and Uses of All Major State Funds

Fund Number SP3013 County Public Defender Training Fund

A.R.S. § 12-117

Revenue for the fund consists of $2 of the $20 Time Payment Fee. Funds are allocated to each county Public Defender Office exclusively for training.

		FY 2022	FY 2023	FY 2024
Sources				
Beginning Balance		2.9	3.0	3.0
Revenues	Supreme Court	420.2	390.2	390.2
	Sources Total	**423.1**	**393.2**	**393.2**
Uses				
Non-Appropriated Expenditures	Supreme Court	420.1	390.2	390.2
HITF Backout	Supreme Court	0.0	0.0	(0.1)
HITF Premium Increase	Supreme Court	0.0	0.0	0.1
Retirement Adjustment	Supreme Court	0.0	0.0	0.2
	Uses Total	**420.1**	**390.2**	**390.4**
County Public Defender Training Fund Ending Balance		**3.0**	**3.0**	**2.8**

Fund Number SP3075 Peace Officer Training Equipment Fund

A.R.S. § 41-1731

Monies in the fund consist of $4 payments levied on every civil penalty imposed and collected for a civil traffic violation and fine, penalty or forfeiture for a criminal violation of the motor vehicles statutes, or for any local ordinance relating to the stopping, standing, or operating of a vehicle. Monies in the fund may be used only for peace officer equipment.

		FY 2022	FY 2023	FY 2024
Sources				
Beginning Balance		1,780.6	1,760.6	1,760.6
	Sources Total	**1,780.6**	**1,760.6**	**1,760.6**
Uses				
Non-Lapsing Authority from Prior Years	Supreme Court	20.0	0.0	0.0
	Uses Total	**20.0**	**0.0**	**0.0**
Peace Officer Training Equipment Fund Ending Balance		**1,760.6**	**1,760.6**	**1,760.6**

Sources and Uses of All Major State Funds

Fund Number SP3245 Alternative Dispute Resolution Fund

A.R.S. § 12-135

The Alternative Dispute Resolution Fund receives 0.32% of monies received from the Clerk of the Superior Court in each county, 1.69% of monies received by Justices of the Peace in counties with 500,000 or more people and 1.89% in counties with 500,000 people or less, and 0.35% of notary bond fees. Monies are distributed to local, regional, or statewide projects that establish, maintain, improve, or enhance alternative dispute resolution programs.

		FY 2022	FY 2023	FY 2024
Sources				
Beginning Balance		591.8	701.0	473.5
Revenues	Supreme Court	307.6	316.7	332.3
	Sources Total	**899.4**	**1,017.7**	**805.8**
Uses				
Non-Appropriated Expenditures	Supreme Court	198.4	544.2	544.2
HITF Backout	Supreme Court	0.0	0.0	(2.0)
AFIS Charges	Supreme Court	0.0	0.0	0.1
HITF Premium Increase	Supreme Court	0.0	0.0	2.7
Retirement Adjustment	Supreme Court	0.0	0.0	0.3
	Uses Total	**198.4**	**544.2**	**545.3**
	Alternative Dispute Resolution Fund Ending Balance	**701.0**	**473.5**	**260.5**

Fund Number ST2000 Federal Grants Fund

A.R.S. § 35-142

This fund contains awards from the Federal Government to facilitate participation in national policies and programs. The majority of the grants are associated with the Library Services and Technology Act.

		FY 2022	FY 2023	FY 2024
Sources				
Beginning Balance		318.5	572.4	1,059.4
Revenues	Department of State - Secretary of State	6,251.8	6,500.0	5,000.0
	Sources Total	**6,570.3**	**7,072.4**	**6,059.4**
Uses				
Non-Appropriated Expenditures	Department of State - Secretary of State	5,997.9	6,013.0	6,013.0
HITF Backout	Department of State - Secretary of State	0.0	0.0	(20.2)
AFIS Charges	Department of State - Secretary of State	0.0	0.0	0.3
HITF Premium Increase	Department of State - Secretary of State	0.0	0.0	27.1
Retirement Adjustment	Department of State - Secretary of State	0.0	0.0	0.8
	Uses Total	**5,997.9**	**6,013.0**	**6,021.0**
	Federal Grants Fund Ending Balance	**572.4**	**1,059.4**	**38.4**

Sources and Uses of All Major State Funds

Fund Number ST2115 State Library Fund

A.R.S. § 41-151.06

Deposits into the State Library Fund come mainly as donations from both public and private parties and are used as specified by the donor, often for distribution to libraries and cultural institutions statewide. Non-donation receipts support a small portion of Library operations.

		FY 2022	FY 2023	FY 2024
Sources				
Beginning Balance		112.5	120.1	82.2
Revenues	Department of State - Secretary of State	9.0	2.1	0.0
	Sources Total	**121.5**	**122.2**	**82.2**
Uses				
Non-Appropriated Expenditures	Department of State - Secretary of State	1.4	40.0	40.0
	Uses Total	**1.4**	**40.0**	**40.0**
	State Library Fund Ending Balance	**120.1**	**82.2**	**42.2**

Fund Number ST2116 Library Fund

A.R.S. § 41-151.06

Deposits into the State Library Fund come mainly as donations from both public and private parties and are used as specified by the donor, often for distribution to libraries and cultural institutions statewide. Non-donation receipts support a small portion of Library operations.

		FY 2022	FY 2023	FY 2024
Sources				
Beginning Balance		104.0	103.7	53.7
Revenues	Department of State - Secretary of State	0.6	0.0	0.0
	Sources Total	**104.6**	**103.7**	**53.7**
Uses				
Non-Appropriated Expenditures	Department of State - Secretary of State	1.0	50.0	50.0
	Uses Total	**1.0**	**50.0**	**50.0**
	Library Fund Ending Balance	**103.7**	**53.7**	**3.7**

Sources and Uses of All Major State Funds

Fund Number ST2117 Talking Book Library Donations Fund

A.R.S. § 41-151.06

Deposits into the Talking Book Library Fund come mainly as donations from both public and private parties and are used as specified by the donor, often for distribution to libraries and cultural institutions statewide. Non-donation receipts support a small portion of Library operations.

		FY 2022	FY 2023	FY 2024
Sources				
Beginning Balance		612.3	311.5	124.6
Revenues	Department of State - Secretary of State	23.2	0.0	0.0
	Sources Total	**635.5**	**311.5**	**124.6**
Uses				
Non-Appropriated Expenditures	Department of State - Secretary of State	324.0	186.9	124.6
HITF Backout	Department of State - Secretary of State	0.0	0.0	(1.9)
Retirement Adjustment	Department of State - Secretary of State	0.0	0.0	0.2
	Uses Total	**324.0**	**186.9**	**122.9**
	Talking Book Library Donations Fund Ending Balance	**311.5**	**124.6**	**1.7**

Fund Number ST2265 Data Processing Acquisition Fund

A.R.S. § 18-441

Monies consist of special recording fees used to improve data processing in the Secretary of State's office.

		FY 2022	FY 2023	FY 2024
Sources				
Beginning Balance		150.0	133.4	67.0
Revenues	Department of State - Secretary of State	166.1	128.6	128.6
	Sources Total	**316.1**	**262.0**	**195.6**
Uses				
Non-Appropriated Expenditures	Department of State - Secretary of State	182.7	195.0	195.0
	Uses Total	**182.7**	**195.0**	**195.0**
	Data Processing Acquisition Fund Ending Balance	**133.4**	**67.0**	**0.6**

Sources and Uses of All Major State Funds

Fund Number ST2357 Election Systems Improvement Fund

A.R.S. § 41-129

Revenues consist of federal grants as well as matching State monies and interest income. Monies in the fund are used to implement the provisions of the Help America Vote Act of 2002.

		FY 2022	FY 2023	FY 2024
Sources				
Beginning Balance		6,299.6	4,836.1	3,739.3
Revenues	Department of State - Secretary of State	1,378.4	0.0	0.0
	Sources Total	**7,678.0**	**4,836.1**	**3,739.3**
Uses				
Operating Expenditures/Appropriations	Department of State - Secretary of State	192.5	483.5	2,388.4
Prior Committed or Obligated Expenditures	Department of State - Secretary of State	0.0	613.3	613.3
HITF Backout	Department of State - Secretary of State	0.0	0.0	(5.0)
HITF Premium Increase	Department of State - Secretary of State	0.0	0.0	6.7
Non-Lapsing Authority from Prior Years	Department of State - Secretary of State	2,649.4	0.0	0.0
	Uses Total	**2,841.9**	**1,096.8**	**3,003.4**
	Election Systems Improvement Fund Ending Balance	**4,836.1**	**3,739.3**	**735.9**

Fund Number ST2367 Voter Registration System Fund - County Contributions

ARS 16-168.01

Revenues consists of payments from counties for their portion of the maintenance costs related to the statewide voter registration system. The State pays for all of the maintenance costs upfront utilizing the Election Systems Improvement Fund then counties reimburse the State for half of the costs.

		FY 2022	FY 2023	FY 2024
Sources				
Beginning Balance		231.0	11.6	5.8
	Sources Total	**231.0**	**11.6**	**5.8**
Uses				
Non-Appropriated Expenditures	Department of State - Secretary of State	219.5	5.8	5.8
	Uses Total	**219.5**	**5.8**	**5.8**
	Voter Registration System Fund - County Contributions Ending Balance	**11.6**	**5.8**	**0.0**

Sources and Uses of All Major State Funds

Fund Number ST2387 Notary Bond Fund

A.R.S. § 41-314

Notary bond fees are collected in this fund and distributed according to statutory formula. The Secretary of State's office receives a portion of these fees to defray the costs of processing the bonds.

		FY 2022	FY 2023	FY 2024
Sources				
Beginning Balance		135.1	55.3	19.1
Revenues	Department of State - Secretary of State	70.1	118.9	118.9
	Sources Total	**205.2**	**174.2**	**138.0**
Uses				
Non-Appropriated Expenditures	Department of State - Secretary of State	149.9	138.0	136.0
Prior Committed or Obligated Expenditures	Department of State - Secretary of State	0.0	17.1	0.0
HITF Backout	Department of State - Secretary of State	0.0	0.0	(5.3)
HITF Premium Increase	Department of State - Secretary of State	0.0	0.0	7.1
Retirement Adjustment	Department of State - Secretary of State	0.0	0.0	0.2
	Uses Total	**149.9**	**155.1**	**138.0**
	Notary Bond Fund Ending Balance	**55.3**	**19.1**	**0.0**

Fund Number ST2426 Standing Political Committee Administration Fund

A.R.S. § 41-128

Revenues consist of filing fees paid by standing political committees in registering with the Secretary of State's Office. Monies in the fund are used to administer and enforce the campaign finance laws relating to standing political committees.

	FY 2022	FY 2023	FY 2024
Sources			
Beginning Balance	79.0	79.0	79.0
Sources Total	**79.0**	**79.0**	**79.0**
Uses			
Uses Total	**0.0**	**0.0**	**0.0**
Standing Political Committee Administration Fund Ending Balance	**79.0**	**79.0**	**79.0**

Sources and Uses of All Major State Funds

Fund Number ST2431 — Records Services Fund

A.R.S. § 41-151.12

Revenues consists of fees from state agencies, political subdivisions of the state, and other governmental units for use in the preservation and management of records.

		FY 2022	FY 2023	FY 2024
Sources				
Beginning Balance		1,107.1	602.9	216.4
Revenues	Department of State - Secretary of State	1,180.5	1,248.4	1,289.7
	Sources Total	**2,287.6**	**1,851.3**	**1,506.1**
Uses				
Operating Expenditures/Appropriations	Department of State - Secretary of State	1,186.1	1,334.9	1,334.9
Administrative Adjustments	Department of State - Secretary of State	498.6	0.0	0.0
Legislative Fund Transfers	Department of State - Secretary of State	0.0	300.0	0.0
HITF Backout	Department of State - Secretary of State	0.0	0.0	(21.8)
ERE Corrections	Department of State - Secretary of State	0.0	0.0	1.7
AFIS Charges	Department of State - Secretary of State	0.0	0.0	0.1
HITF Premium Increase	Department of State - Secretary of State	0.0	0.0	29.2
Fleet Charges	Department of State - Secretary of State	0.0	0.0	161.8
Retirement Adjustment	Department of State - Secretary of State	0.0	0.0	0.2
	Uses Total	**1,684.7**	**1,634.9**	**1,506.1**
	Records Services Fund Ending Balance	**602.9**	**216.4**	**0.0**

Fund Number ST2500 — IGA and ISA Fund

A.R.S. § 35-142

Revenues are received from and are used for the requirements of any inter-agency or inter-governmental agreements of the agency.

		FY 2022	FY 2023	FY 2024
Sources				
Beginning Balance		44.3	63.2	16.1
Revenues	Department of State - Secretary of State	559.1	575.0	250.0
	Sources Total	**603.4**	**638.2**	**266.1**
Uses				
Non-Appropriated Expenditures	Department of State - Secretary of State	540.2	622.1	262.1
Prior Committed or Obligated Expenditures	Department of State - Secretary of State	0.0	0.0	0.0
Retirement Adjustment	Department of State - Secretary of State	0.0	0.0	0.3
	Uses Total	**540.2**	**622.1**	**262.4**
	IGA and ISA Fund Ending Balance	**63.2**	**16.1**	**3.7**

Sources and Uses of All Major State Funds

Fund Number ST2521 Election Training Fund

A.R.S. § 16-407

The Election Training Fund accounts for monies received by the Secretary of State as reimbursement for municipal election training costs.

		FY 2022	FY 2023	FY 2024
Sources				
Beginning Balance		8.7	9.2	3.7
Revenues	Department of State - Secretary of State	4.7	0.0	2.5
	Sources Total	**13.4**	**9.2**	**6.2**
Uses				
Non-Appropriated Expenditures	Department of State - Secretary of State	4.2	5.5	5.5
	Uses Total	**4.2**	**5.5**	**5.5**
	Election Training Fund Ending Balance	**9.2**	**3.7**	**0.7**

Fund Number ST2557 Address Confidentiality Program Fund

A.R.S. § 41-169

Revenues in this fund come from a $50 assessment, which may be added to any penalty assessed to a person convicted of a sexual offense, stalking, or domestic violence. Additional revenues come from Victims of Crime Act (VOCA) and the Services, Training, Officers, and Prosecutors (STOP) grant programs. Funds are used to administer the Address Confidentiality Program.

		FY 2022	FY 2023	FY 2024
Sources				
Beginning Balance		246.3	210.4	32.7
Revenues	Department of State - Secretary of State	599.8	495.4	162.9
	Sources Total	**846.1**	**705.8**	**195.6**
Uses				
Non-Appropriated Expenditures	Department of State - Secretary of State	635.7	673.1	195.6
	Uses Total	**635.7**	**673.1**	**195.6**
	Address Confidentiality Program Fund Ending Balance	**210.4**	**32.7**	**0.0**

Sources and Uses of All Major State Funds

Fund Number ST4008 Gift Shop Revolving Fund

A.R.S. § 41-151.24

Deposits into the Gift Shop Revolving Fund come from sales of merchandise in the Department's Gift Shop at the Capitol Museum. Receipts are used for the acquisition of additional merchandise as well as to help cover the cost of operations. Per Laws 2022, Second Regular Session, Chapter 211, authority and responsibilities of the Capitol Museum and Gift Shop Revolving Fund are transferred from the Secretary of State to the Arizona Legislative Council.

		FY 2022	FY 2023	FY 2024
Sources				
Beginning Balance		14.8	35.8	0.0
Revenues	Department of State - Secretary of State	42.9	0.0	0.0
	Sources Total	**57.7**	**35.8**	**0.0**
Uses				
Non-Appropriated Expenditures	Department of State - Secretary of State	21.9	35.8	0.0
	Uses Total	**21.9**	**35.8**	**0.0**
	Gift Shop Revolving Fund Ending Balance	**35.8**	**0.0**	**0.0**

Fund Number SU2075 Supreme Court CJEF Disbursements Fund

A.R.S. § 41-2401

Revenues consist of CJEF allocations. 12.38% of CJEF monies are used to reduce juvenile crime, 8.59% is used to enhance the court's ability to process criminal and delinquency cases and salaries of Superior Court judges, and 4.16% is used to provide drug treatment services to adult probationers. The Supreme Court's budget includes all CJEF allocations; however, the portions of the fund dedicated to juvenile crime reduction and drug treatment are also included in the Superior Court's budget.

		FY 2022	FY 2023	FY 2024
Sources				
Beginning Balance		0.0	621.6	(1,115.7)
Revenues	Superior Court	2,100.9	1,974.1	2,137.5
	Sources Total	**2,100.9**	**2,595.7**	**1,021.8**
Uses				
Operating Expenditures/Appropriations	Superior Court	1,479.3	5,494.4	5,494.4
Administrative Adjustments	Superior Court	0.0	(1,783.0)	0.0
ERE Corrections	Superior Court	0.0	0.0	1.2
Retirement Adjustment	Superior Court	0.0	0.0	0.5
	Uses Total	**1,479.3**	**3,711.4**	**5,496.1**
	Supreme Court CJEF Disbursements Fund Ending Balance	**621.6**	**(1,115.7)**	**(4,474.3)**

Note: Available cash is expected to be less than the appropriated spending authority in FY 2023 and FY 2024. The Superi or Court will be able to spend only the amounts of cash available each year.

Sources and Uses of All Major State Funds

Fund Number SU2084 Grants and Special Revenues Fund

A.R.S. § 35-142

Revenues consist of primarily federal, state, local, and private grants, which are restricted in their use to specific activities consistent with the purpose of the grant.

		FY 2022	FY 2023	FY 2024
Sources				
Beginning Balance		0.0	153.1	57.9
Revenues	Superior Court	1,330.3	527.2	614.1
	Sources Total	**1,330.3**	**680.3**	**672.0**
Uses				
Non-Appropriated Expenditures	Superior Court	880.2	622.4	622.4
Transfer Due to Fund Balance Cap	Superior Court	297.0	0.0	0.0
	Uses Total	**1,177.2**	**622.4**	**622.4**
Grants and Special Revenues Fund Ending Balance		**153.1**	**57.9**	**49.6**

Fund Number SU2119 Community Punishment Program Fines Fund

A.R.S. § 13-821

The Community Punishment Program Fines Fund receives 4.16% of collected CJEF monies. The fund distributes monies to the superior court in each county for drug treatment programs/services for adult probationers.

		FY 2022	FY 2023	FY 2024
Sources				
Beginning Balance		284.7	279.4	281.6
Revenues	Superior Court	54.2	54.2	54.2
	Sources Total	**338.9**	**333.6**	**335.8**
Uses				
Non-Appropriated Expenditures	Superior Court	59.5	52.0	52.0
	Uses Total	**59.5**	**52.0**	**52.0**
Community Punishment Program Fines Fund Ending Balance		**279.4**	**281.6**	**283.8**

Sources and Uses of All Major State Funds

Fund Number SU2193 Juvenile Probation Services Fund

A.R.S. § 8-322

Revenues stem from the General Fund and are used for juvenile probation programs required as a condition of diversion. Programs include treatment, testing, and independent living programs.

		FY 2022	FY 2023	FY 2024
Sources				
Beginning Balance		0.0	12,553.2	9,128.4
Revenues	Superior Court	(1,358.7)	(5,351.0)	(4,752.7)
	Sources Total	**(1,358.7)**	**7,202.2**	**4,375.7**
Uses				
Non-Appropriated Expenditures	Superior Court	(7,866.2)	(1,926.2)	(1,926.2)
Transfer Due to Fund Balance Cap	Superior Court	(6,045.7)	0.0	0.0
Retirement Adjustment	Superior Court	0.0	0.0	0.1
	Uses Total	**(13,911.9)**	**(1,926.2)**	**(1,926.1)**
	Juvenile Probation Services Fund Ending Balance	**12,553.2**	**9,128.4**	**6,301.8**

Fund Number SU2246 Judicial Collection - Enhancement Fund

A.R.S. § 12-113

Revenue for this fund is from electronic case filing and access fees. The fund is used to improve, maintain, and enhance the ability of the courts to collect and manage monies assessed or received by the courts; to fund court automation projects likely to improve case processing or the administration of justice according to plans approved by the Supreme Court; and to fund probation services.

		FY 2022	FY 2023	FY 2024
Sources				
Beginning Balance		1,882.7	1,588.6	2,026.1
Revenues	Superior Court	3,666.4	3,447.6	3,280.8
	Sources Total	**5,549.1**	**5,036.2**	**5,306.9**
Uses				
Operating Expenditures/Appropriations	Superior Court	3,949.2	6,015.4	6,015.4
Administrative Adjustments	Superior Court	11.3	(3,005.3)	0.0
	Uses Total	**3,960.5**	**3,010.1**	**6,015.4**
	Judicial Collection - Enhancement Fund Ending Balance	**1,588.6**	**2,026.1**	**(708.5)**

Note: Available cash is expected to be less than the appropriated spending authority in and FY 2024. The Superior Court will be able to spend only the amounts of cash available each year.

Sources and Uses of All Major State Funds

Fund Number SU2277 Drug Treatment and Education Fund

A.R.S. § 13-901.02

Revenue from this fund is from a 7% of tax revenue collected on spirituous liquors and 18% of tax revenue collected on vinous and malt liquor. 50% of these monies are distributed to the Superior Court for drug education and treatment programs. The other 50% of these monies are distributed to the Arizona Parents Commission on Drug Education and Prevention.

		FY 2022	FY 2023	FY 2024
Sources				
Beginning Balance		0.0	4,220.2	7,424.9
Revenues	Superior Court	9,008.4	7,509.4	7,542.2
	Sources Total	**9,008.4**	**11,729.6**	**14,967.1**
Uses				
Operating Expenditures/Appropriations	Superior Court	500.2	504.2	504.2
Non-Appropriated Expenditures	Superior Court	4,288.0	3,800.5	3,800.5
Transfer Due to Fund Balance Cap	Superior Court	0.0	0.0	0.0
Retirement Adjustment	Superior Court	0.0	0.0	0.8
	Uses Total	**4,788.2**	**4,304.7**	**4,305.5**
	Drug Treatment and Education Fund Ending Balance	**4,220.2**	**7,424.9**	**10,661.6**

Fund Number SU2516 Drug and Gang Enforcement Fund

A.R.S. § 41-2402

Revenue from federal grant monies passed through the Arizona Criminal Justice Commission's Drug Enforcement Account and fines for felony drug offense convictions. Monies are used to fund programs that enhance the ability of the courts to process drug offenses and related crimes.

		FY 2022	FY 2023	FY 2024
Sources				
Beginning Balance		0.0	332.9	330.7
Revenues	Superior Court	1,000.1	1,000.1	1,000.1
	Sources Total	**1,000.1**	**1,333.0**	**1,330.8**
Uses				
Non-Appropriated Expenditures	Superior Court	667.2	1,002.3	1,002.3
HITF Backout	Superior Court	0.0	0.0	(0.6)
HITF Premium Increase	Superior Court	0.0	0.0	0.8
Retirement Adjustment	Superior Court	0.0	0.0	0.1
	Uses Total	**667.2**	**1,002.3**	**1,002.6**
	Drug and Gang Enforcement Fund Ending Balance	**332.9**	**330.7**	**328.2**

Sources and Uses of All Major State Funds

Fund Number SU2985 Superior Court Coronavirus State and Local Fiscal Recovery Fund

A.R.S. § 35-142

Revenue is received from the American Rescue Plan Act (ARPA) and is used for expenses related to the mitigation and recovery from the Coronavirus Disease 2019 (COVID-19) public health emergency.

		FY 2022	FY 2023	FY 2024
Sources				
Beginning Balance		0.0	390.4	390.4
Revenues	Superior Court	390.4	0.0	0.0
	Sources Total	**390.4**	**390.4**	**390.4**
Uses				
	Uses Total	**0.0**	**0.0**	**0.0**
Superior Court Coronavirus State and Local Fiscal Recovery Fund Ending Balance		**390.4**	**390.4**	**390.4**

Fund Number SY2058 Psychologist Examiners Board Fund

A.R.S.§ 32-2065

Revenue is derived from applications for licensure, original licensing fees, the biennial renewal of licenses, the verification of licenses, and publication and reproduction fees. The Fund is used to license and regulate professionals in the field of psychology and behavior analysis in Arizona.

		FY 2022	FY 2023	FY 2024
Sources				
Beginning Balance		1,708.3	1,908.5	2,114.7
Revenues	Board of Psychologist Examiners	743.5	856.7	856.7
	Sources Total	**2,451.8**	**2,765.2**	**2,971.4**
Uses				
Operating Expenditures/Appropriations	Board of Psychologist Examiners	543.3	650.5	635.3
HITF Backout	Board of Psychologist Examiners	0.0	0.0	(14.8)
ERE Corrections	Board of Psychologist Examiners	0.0	0.0	9.8
AFIS Charges	Board of Psychologist Examiners	0.0	0.0	0.1
HITF Premium Increase	Board of Psychologist Examiners	0.0	0.0	19.9
Risk Management Adjustment	Board of Psychologist Examiners	0.0	0.0	(1.1)
Retirement Adjustment	Board of Psychologist Examiners	0.0	0.0	0.4
	Uses Total	**543.3**	**650.5**	**649.6**
Psychologist Examiners Board Fund Ending Balance		**1,908.5**	**2,114.7**	**2,321.8**

Sources and Uses of All Major State Funds

Fund Number TE2070 Technical Registration Board Fund

A.R.S. § 32-109

Funds are generated primarily from licensing fees and are used to license, investigate, and conduct examinations of alarm services, architects, engineers, geologists, home inspectors, land surveyors, and landscape architects.

		FY 2022	FY 2023	FY 2024
Sources				
Beginning Balance		5,459.2	6,334.7	6,493.7
Revenues	Board of Technical Registration	3,046.0	2,800.0	3,000.0
	Sources Total	**8,505.2**	**9,134.7**	**9,493.7**
Uses				
Operating Expenditures/Appropriations	Board of Technical Registration	2,142.0	2,641.0	2,620.6
Administrative Adjustments	Board of Technical Registration	28.6	0.0	0.0
Rent Adjustment	Board of Technical Registration	0.0	0.0	(21.5)
HITF Backout	Board of Technical Registration	0.0	0.0	(77.7)
ERE Corrections	Board of Technical Registration	0.0	0.0	24.0
AFIS Charges	Board of Technical Registration	0.0	0.0	0.2
HITF Premium Increase	Board of Technical Registration	0.0	0.0	104.2
Risk Management Adjustment	Board of Technical Registration	0.0	0.0	3.6
Retirement Adjustment	Board of Technical Registration	0.0	0.0	1.7
	Uses Total	**2,170.5**	**2,641.0**	**2,655.1**
	Technical Registration Board Fund Ending Balance	**6,334.7**	**6,493.7**	**6,838.5**

Fund Number TE2071 Technical Registration Bd Investigations Fund

A.R.S. § 32-128.H

This fund receives revenues from court assessments and other misconduct-related fees and fines. The fund is used to conduct investigations and hearings for complaints against regulated professions and occupations.

		FY 2022	FY 2023	FY 2024
Sources				
Beginning Balance		41.0	49.9	76.9
Revenues	Board of Technical Registration	26.4	27.0	28.0
	Sources Total	**67.4**	**76.9**	**104.9**
Uses				
Non-Appropriated Expenditures	Board of Technical Registration	17.4	0.0	0.0
	Uses Total	**17.4**	**0.0**	**0.0**
	Technical Registration Bd Investigations Fund Ending Balance	**49.9**	**76.9**	**104.9**

Note:

Sources and Uses of All Major State Funds

Fund Number TO2236 Tourism Fund

A.R.S. § 41-2306

Revenues are from the General Fund, a portion of hotel taxes, car rental surcharges, and contributions paid to the State by Indian Tribes who have tribal-state gaming compacts. These funds are used to support the statewide promotion of the tourism industry and tourism efforts in the county where the hotel tax and car rental surcharge is collected.

		FY 2022	FY 2023	FY 2024
Sources				
Beginning Balance		6,959.6	8,800.0	5,086.3
Revenues	Office of Tourism	29,442.5	29,696.8	30,256.3
	Sources Total	**36,402.1**	**38,496.8**	**35,342.6**
Uses				
Non-Appropriated Expenditures	Office of Tourism	27,602.1	33,410.5	33,410.5
Rent Adjustment	Office of Tourism	0.0	0.0	2.2
ERE Corrections	Office of Tourism	0.0	0.0	1.0
AFIS Charges	Office of Tourism	0.0	0.0	0.2
Fleet Charges	Office of Tourism	0.0	0.0	0.8
Risk Management Adjustment	Office of Tourism	0.0	0.0	(3.1)
Retirement Adjustment	Office of Tourism	0.0	0.0	2.6
	Uses Total	**27,602.1**	**33,410.5**	**33,414.2**
	Tourism Fund Ending Balance	**8,800.0**	**5,086.3**	**1,928.4**

Fund Number TO2975 Title VI - Coronavirus Relief Fund

A.R.S. § 35-142

Revenue is received from the Federal Coronavirus Aid, Relief, and Economic Security Act (CARES Act) and is used for expenses related to the Coronavirus Disease 2019 (COVID–19) public health emergency.

		FY 2022	FY 2023	FY 2024
Sources				
Beginning Balance		6.5	0.0	0.0
Revenues	Office of Tourism	(6.5)	0.0	0.0
	Sources Total	**0.0**	**0.0**	**0.0**
Uses				
	Uses Total	**0.0**	**0.0**	**0.0**
	Title VI - Coronavirus Relief Fund Ending Balance	**0.0**	**0.0**	**0.0**

Sources and Uses of All Major State Funds

Fund Number TO2985 — Tourism Coronavirus State and Local Fiscal Recovery Fund

A.R.S. § 35-142

Revenue is received from the American Rescue Plan Act (ARPA) and is used for expenses related to the mitigation and recovery from the Coronavirus Disease 2019 (COVID-19) public health emergency.

		FY 2022	FY 2023	FY 2024
Sources				
Beginning Balance		0.0	44.9	0.0
Revenues	Office of Tourism	10,973.0	15,955.1	16,000.0
	Sources Total	**10,973.0**	**16,000.0**	**16,000.0**
Uses				
Non-Appropriated Expenditures	Office of Tourism	10,928.1	16,000.0	16,000.0
	Uses Total	**10,928.1**	**16,000.0**	**16,000.0**
Tourism Coronavirus State and Local Fiscal Recovery Fund Ending Balance		**44.9**	**0.0**	**0.0**

Fund Number TR1120 — Smart and Safe Arizona Fund

A.R.S. 36-2856

Revenues come from a 16% excise tax applied to adult-use marijuana and marijuana products; application, license, and biannual renewal fees; assessments against licensees who violate statute, rule, or other public health standards; private donations; and interest earnings. The fund is used to cover administrative costs to agencies that receive funds, enforcement of Prop 207, and distributions to community colleges, municipal police and fire departments, the Justice Reinvestment Fund at DHS, and the Highway User Fund at ADOT.

		FY 2022	FY 2023	FY 2024
Sources				
Beginning Balance		12,905.8	51.8	0.0
Revenues	Treasurer	(5,316.3)	7,948.2	8,000.0
	Sources Total	**7,589.5**	**8,000.0**	**8,000.0**
Uses				
Non-Appropriated Expenditures	Treasurer	7,537.7	8,000.0	8,000.0
	Uses Total	**7,537.7**	**8,000.0**	**8,000.0**
Smart and Safe Arizona Fund Ending Balance		**51.8**	**0.0**	**0.0**

Sources and Uses of All Major State Funds

Fund Number TR1121 Justice Reinvestment Fund

ARS § 36-2863

Revenues for the fund consist of 10% of distributions from the Smart and Safe Arizona Fund. The funds are distributed with thirty-five percent going to county public health departments, thirty-five percent is used by the Treasurer's Office for the purpose of distributing grants to qualified nonprofit organizations that provide justice reinvestment programs in this state, and thirty percent is utilized by the Treasurer's Office for the purpose of addressing important public health issues that affect this state.

		FY 2022	FY 2023	FY 2024
Sources				
Beginning Balance		0.0	0.0	0.0
Revenues	Treasurer	111.7	111.9	112.1
	Sources Total	**111.7**	**111.9**	**112.1**
Uses				
Non-Appropriated Expenditures	Treasurer	111.7	111.9	111.9
	Uses Total	**111.7**	**111.9**	**111.9**
	Justice Reinvestment Fund Ending Balance	**0.0**	**0.0**	**0.2**

Fund Number TR2032 Arizona Highway Patrol Fund

ARS § 41-1752

Revenues are derived from legislative appropriations, miscellaneous service fees, rewards, awards, insurance recoveries, receipts from the sale or disposal of any property held by the Arizona highway patrol or purchased with Arizona highway patrol monies, and monies received from the public safety personnel retirement system. Funds are used for administering the provisions of law relating to the highway patrol and the Arizona highway patrol reserve.

		FY 2022	FY 2023	FY 2024
Sources				
Beginning Balance		0.0	0.0	0.0
Revenues	Treasurer	2,500.0	0.0	0.0
	Sources Total	**2,500.0**	**0.0**	**0.0**
Uses				
Operating Expenditures/Appropriations	Treasurer	2,500.0	0.0	0.0
	Uses Total	**2,500.0**	**0.0**	**0.0**
	Arizona Highway Patrol Fund Ending Balance	**0.0**	**0.0**	**0.0**

Sources and Uses of All Major State Funds

Fund Number TR2111 Boating Safety Fund

A.R.S. § 5-383

Revenues consist of 46.75% of the watercraft license tax collected by the Game and Fish Department. The fund provides grants to county governments for boating law enforcement, personnel, equipment, and training. The annual appropriation is an estimate and is adjusted as necessary to reflect the actual amount credited to the Fund.

		FY 2022	FY 2023	FY 2024
Sources				
Beginning Balance		204.6	204.6	204.6
Revenues	Treasurer	2,183.8	2,183.8	2,183.8
	Sources Total	**2,388.4**	**2,388.4**	**2,388.4**
Uses				
Operating Expenditures/Appropriations	Treasurer	2,183.8	2,183.8	2,183.8
	Uses Total	**2,183.8**	**2,183.8**	**2,183.8**
	Boating Safety Fund Ending Balance	**204.6**	**204.6**	**204.6**

Fund Number TR2571 Treasurer Empowerment Scholarship Account Fund

A.R.S. § 15-2402

Revenues consist of monies retained by the Department of Education for administration of Empowerment Scholarship Accounts. The Department may retain up to 5% of the base support level for each student with an empowerment scholarship account, of which the Department shall transfer 1% to the state treasurer for deposit in the State Treasurer Empowerment Scholarship Account Fund.

		FY 2022	FY 2023	FY 2024
Sources				
Beginning Balance		3,078.9	327.8	327.8
	Sources Total	**3,078.9**	**327.8**	**327.8**
Uses				
Operating Expenditures/Appropriations	Treasurer	2,751.1	0.0	0.0
	Uses Total	**2,751.1**	**0.0**	**0.0**
	Treasurer Empowerment Scholarship Account Fund Ending Balance	**327.8**	**327.8**	**327.8**

Sources and Uses of All Major State Funds

Fund Number TR2574 Public Deposit Admin Fund

A.R.S. § 35-1212

Revenues consist of fees assessed on eligible public depositories holding uninsured monies and are used to cover the Arizona State Treasurer's costs associated with administering the Pooled Collateral program.

		FY 2022	FY 2023	FY 2024
Sources				
Beginning Balance		498.7	590.3	680.3
Revenues	Treasurer	123.0	125.0	127.0
	Sources Total	**621.7**	**715.3**	**807.3**
Uses				
Non-Appropriated Expenditures	Treasurer	31.4	35.0	35.0
	Uses Total	**31.4**	**35.0**	**35.0**
	Public Deposit Admin Fund Ending Balance	**590.3**	**680.3**	**772.3**

Fund Number TR2725 The Treasurer's Financial Literacy Fund - NEW

ARS § 41-175

Revenues consist of of monies appropriated by the legislature and any other monies available from any lawful public or private source to promote financial literacy in Arizona. The funds shall be utilized to administer financial literacy initiatives.

		FY 2022	FY 2023	FY 2024
Sources				
Beginning Balance		0.0	5.0	6.0
Revenues	Treasurer	5.0	1.0	1.0
	Sources Total	**5.0**	**6.0**	**7.0**
Uses				
	Uses Total	**0.0**	**0.0**	**0.0**
	The Treasurer's Financial Literacy Fund - NEW Ending Balance	**5.0**	**6.0**	**7.0**

Fund Number TR3034 Budget Stabilization Fund

A.R.S. § 35-144

Monies consist of appropriations from the state General Fund during healthy economic times and are used to offset General Fund shortfalls during slower economic times.

		FY 2022	FY 2023	FY 2024
Sources				
Beginning Balance		962,615.7	1,005,265.4	1,077,265.4
Revenues	Treasurer	42,649.7	72,000.0	79,000.0
	Sources Total	**1,005,265.4**	**1,077,265.4**	**1,156,265.4**
Uses				
	Uses Total	**0.0**	**0.0**	**0.0**
	Budget Stabilization Fund Ending Balance	**1,005,265.4**	**1,077,265.4**	**1,156,265.4**

Sources and Uses of All Major State Funds

Fund Number TR3076 School Safety Interoperability Fund

ARS § 41-1733

Revenues consist of monies appropriated by the legislature and are distributed to any sheriff of a county that establishes a school safety pilot program.

		FY 2022	FY 2023	FY 2024
Sources				
Beginning Balance		0.0	0.0	0.0
Revenues	Treasurer	1,500.0	0.0	0.0
	Sources Total	**1,500.0**	**0.0**	**0.0**
Uses				
Operating Expenditures/Appropriations	Treasurer	1,500.0	0.0	0.0
	Uses Total	**1,500.0**	**0.0**	**0.0**
School Safety Interoperability Fund Ending Balance		**0.0**	**0.0**	**0.0**

Fund Number TR3122 Family College Savings Program Trust Fund - NEW

A.R.S. § 15-1873

Revenues to the fund consist of fees collected from the college savings plan providers and are used to support the program's oversight committee, oversee the providers' contracts, participate in the College Savings Plan Network, and promote awareness of the college savings program.

		FY 2022	FY 2023	FY 2024
Sources				
Beginning Balance		808.2	1,355.7	1,818.7
Revenues	Treasurer	1,355.6	1,375.0	1,400.0
	Sources Total	**2,163.8**	**2,730.7**	**3,218.7**
Uses				
Non-Appropriated Expenditures	Treasurer	808.1	912.0	912.0
HITF Backout	Treasurer	0.0	0.0	(6.6)
HITF Premium Increase	Treasurer	0.0	0.0	8.9
Risk Management Adjustment	Treasurer	0.0	0.0	0.3
	Uses Total	**808.1**	**912.0**	**914.6**
Family College Savings Program Trust Fund - NEW Ending Balance		**1,355.7**	**1,818.7**	**2,304.2**

Sources and Uses of All Major State Funds

Fund Number TR3795 State Treasurer's Operating Fund

A.R.S. § 35-316

Revenues are received from fees charged to investments managed by the Treasurer's Office and are used to operate the Treasurer's Office. Any fees collected in excess of the amount appropriated is deposited into the General Fund.

		FY 2022	FY 2023	FY 2024
Sources				
Beginning Balance		1,172.7	1,375.1	1,375.1
Revenues	Treasurer	3,583.7	3,965.1	3,965.1
	Sources Total	**4,756.4**	**5,340.2**	**5,340.2**
Uses				
Operating Expenditures/Appropriations	Treasurer	3,381.3	3,965.1	3,965.1
HITF Backout	Treasurer	0.0	0.0	(96.3)
AFIS Charges	Treasurer	0.0	0.0	0.3
HITF Premium Increase	Treasurer	0.0	0.0	129.2
Risk Management Adjustment	Treasurer	0.0	0.0	0.2
Retirement Adjustment	Treasurer	0.0	0.0	7.5
	Uses Total	**3,381.3**	**3,965.1**	**4,006.0**
	State Treasurer's Operating Fund Ending Balance	**1,375.1**	**1,375.1**	**1,334.3**

Fund Number UA1402 U of A Main Campus - Collections - Appropriated Fund

A.R.S. § 35-142

Consists of tuition and registration fees that are used to support the operations and maintenance of the University.

		FY 2022	FY 2023	FY 2024
Sources				
Beginning Balance		0.0	0.0	0.0
Revenues	University of Arizona - Main Campus	387,259.3	382,811.3	382,811.3
	Sources Total	**387,259.3**	**382,811.3**	**382,811.3**
Uses				
Operating Expenditures/Appropriations	University of Arizona - Main Campus	387,259.3	382,811.3	382,811.3
Risk Management Adjustment	University of Arizona - Main Campus	0.0	0.0	(107.0)
Retirement Adjustment	University of Arizona - Main Campus	0.0	0.0	(1,057.2)
	Uses Total	**387,259.3**	**382,811.3**	**381,647.1**
	U of A Main Campus - Collections - Appropriated Fund Ending Balance	**0.0**	**0.0**	**1,164.2**

Sources and Uses of All Major State Funds

Fund Number UA2238 Collegiate Special Plate Fund

A.R.S. § 15-1641

Funds consist of a $17 annual donation from the sale of collegiate license plates and are used for academic scholarships.

		FY 2022	FY 2023	FY 2024
Sources				
Beginning Balance		1,375.3	1,375.3	1,375.3
	Sources Total	**1,375.3**	**1,375.3**	**1,375.3**
Uses				
	Uses Total	**0.0**	**0.0**	**0.0**
	Collegiate Special Plate Fund Ending Balance	**1,375.3**	**1,375.3**	**1,375.3**

Fund Number UA3133 School of Mines Land Fund

A.R.S. § 37-524

Proceeds from lands granted from the US, property donated by the individual, or from the sale of timber, minerals, gravel, or other natural products.

		FY 2022	FY 2023	FY 2024
Sources				
Beginning Balance		422.5	422.5	422.5
	Sources Total	**422.5**	**422.5**	**422.5**
Uses				
	Uses Total	**0.0**	**0.0**	**0.0**
	School of Mines Land Fund Ending Balance	**422.5**	**422.5**	**422.5**

Fund Number UA8900 Indirect Cost Recovery Fund

A.R.S. § 35-142

Revenue from non-federal research grants to be used for overhead and other indirect costs associated with state level administration of the non-federal research grant programs.

		FY 2022	FY 2023	FY 2024
Sources				
Beginning Balance		0.0	0.0	0.0
Revenues	University of Arizona - Main Campus	9,617.0	10,001.6	10,201.7
	Sources Total	**9,617.0**	**10,001.6**	**10,201.7**
Uses				
Non-Appropriated Expenditures	University of Arizona - Main Campus	9,617.0	10,001.6	6,207.4
HITF Backout	University of Arizona - Main Campus	0.0	0.0	(11,698.2)
HITF Premium Increase	University of Arizona - Main Campus	0.0	0.0	15,692.5
	Uses Total	**9,617.0**	**10,001.6**	**10,201.7**
	Indirect Cost Recovery Fund Ending Balance	**0.0**	**0.0**	**0.0**

Sources and Uses of All Major State Funds

Fund Number UA8901 Loan Fund

A.R.S. § 35-142

Revenue received from interest on federal student loans from federal loan forgiveness programs. The federal government provides approximately 95% of loan funding. The amounts displayed do not include an administrative allowance, which is reflected in another fund.

		FY 2022	FY 2023	FY 2024
Sources				
Beginning Balance		27,291.5	25,926.7	25,403.0
Revenues	University of Arizona - Main Campus	(797.9)	0.0	0.0
	Sources Total	**26,493.6**	**25,926.7**	**25,403.0**
Uses				
Administrative Adjustments	University of Arizona - Main Campus	0.0	0.0	0.0
Non-Appropriated Expenditures	University of Arizona - Main Campus	566.9	523.7	534.2
	Uses Total	**566.9**	**523.7**	**534.2**
	Loan Fund Ending Balance	**25,926.7**	**25,403.0**	**24,868.8**

Fund Number UA8902 Federal Indirect Cost Recovery Fund

A.R.S. § 35-142

Revenue from federal grants to be used for overhead and other indirect costs associated with state level administration of the federal programs.

		FY 2022	FY 2023	FY 2024
Sources				
Beginning Balance		0.0	0.0	0.0
Revenues	University of Arizona - Main Campus	53,468.1	55,606.6	56,718.8
	Sources Total	**53,468.1**	**55,606.6**	**56,718.8**
Uses				
Non-Appropriated Expenditures	University of Arizona - Main Campus	53,468.1	55,606.6	56,718.8
	Uses Total	**53,468.1**	**55,606.6**	**56,718.8**
	Federal Indirect Cost Recovery Fund Ending Balance	**0.0**	**0.0**	**0.0**

Sources and Uses of All Major State Funds

Fund Number UA8903 Federal Grants Fund

A.R.S. § 35-142

Fund receives revenue from various federal grants and contracts. Monies are expended as specified by the federal statutes authorizing the grants and contracts.

		FY 2022	FY 2023	FY 2024
Sources				
Beginning Balance		(30,586.3)	24,869.3	25,118.0
Revenues	University of Arizona - Main Campus	240,887.1	193,097.4	196,956.8
	Sources Total	**210,300.8**	**217,966.7**	**222,074.8**
Uses				
Non-Appropriated Expenditures	University of Arizona - Main Campus	185,431.5	192,848.7	196,497.0
	Uses Total	**185,431.5**	**192,848.7**	**196,497.0**
	Federal Grants Fund Ending Balance	**24,869.3**	**25,118.0**	**25,577.8**

Fund Number UA8904 Endowment and Life Income Fund

A.R.S. § 35-142

Revenue received from the interest income on invested endowment and life gifts, a portion of AFAT trust student fees, and a portion of university trust land earnings. Expenditures used to support endowment operations and compensate designated beneficiaries.

		FY 2022	FY 2023	FY 2024
Sources				
Beginning Balance		179,078.1	165,270.5	167,542.5
Revenues	University of Arizona - Main Campus	(14,420.7)	1,652.7	2,300.9
	Sources Total	**164,657.4**	**166,923.2**	**169,843.4**
Uses				
Non-Appropriated Expenditures	University of Arizona - Main Campus	(613.1)	(619.3)	0.0
	Uses Total	**(613.1)**	**(619.3)**	**0.0**
	Endowment and Life Income Fund Ending Balance	**165,270.5**	**167,542.5**	**169,843.4**

Sources and Uses of All Major State Funds

Fund Number UA8905 Designated Funds

A.R.S. § 35-142

Revenue from retained tuition and fees, student aid administrative allowances, and unrestricted gifts and grants. Expenditure of monies for student financial aid administration, debt service on university bonds, and summer and winter session administration.

		FY 2022	FY 2023	FY 2024
Sources				
Beginning Balance		294,184.4	260,354.3	225,170.9
Revenues	University of Arizona - Main Campus	219,741.5	228,531.1	233,101.6
	Sources Total	**513,925.9**	**488,885.4**	**458,272.5**
Uses				
Non-Appropriated Expenditures	University of Arizona - Main Campus	253,571.6	263,714.5	268,806.7
	Uses Total	**253,571.6**	**263,714.5**	**268,806.7**
	Designated Funds Ending Balance	**260,354.3**	**225,170.9**	**189,465.8**

Fund Number UA8906 Auxiliary Funds

A.R.S. § 35-142

Fund receives sales revenues from substantially self-supporting university services and monies are used to provide non-academic services to students, faculty, and staff such as student housing, bookstores, student unions, and athletics.

		FY 2022	FY 2023	FY 2024
Sources				
Beginning Balance		46,702.8	52,883.5	58,497.8
Revenues	University of Arizona - Main Campus	300,822.8	321,878.3	328,315.9
	Sources Total	**347,525.6**	**374,761.8**	**386,813.7**
Uses				
Non-Appropriated Expenditures	University of Arizona - Main Campus	294,642.1	316,264.0	322,483.7
	Uses Total	**294,642.1**	**316,264.0**	**322,483.7**
	Auxiliary Funds Ending Balance	**52,883.5**	**58,497.8**	**64,330.0**

Sources and Uses of All Major State Funds

Fund Number UA8907 Restricted Funds

A.R.S. § 35-142

Fund receives monies from private and non-federal grants, including non-appropriated Prop 301 TRIF grants in addition to a portion of AFAT student fees. Funds expended to support specific operating and research purposes as specified by granting or donating agencies.

		FY 2022	FY 2023	FY 2024
Sources				
Beginning Balance		63,994.0	100,934.4	112,382.7
Revenues	University of Arizona - Main Campus	348,453.5	263,871.5	269,149.1
	Sources Total	**412,447.5**	**364,805.9**	**381,531.8**
Uses				
Non-Appropriated Expenditures	University of Arizona - Main Campus	311,513.1	252,423.2	257,355.9
	Uses Total	**311,513.1**	**252,423.2**	**257,355.9**
	Restricted Funds Ending Balance	**100,934.4**	**112,382.7**	**124,175.9**

Fund Number UA8910 Designated Funds - Tuition and Fees

A.R.S. § 35-142

Revenue from retained tuition and fees, student aid administrative allowances, and unrestricted gifts and grants. Expenditure of monies for student financial aid administration, debt service on university bonds, and summer and winter session administration.

		FY 2022	FY 2023	FY 2024
Sources				
Beginning Balance		203,471.7	203,660.0	242,534.4
Revenues	University of Arizona - Main Campus	565,752.5	627,061.3	639,602.4
	Sources Total	**769,224.2**	**830,721.3**	**882,136.8**
Uses				
Non-Appropriated Expenditures	University of Arizona - Main Campus	565,564.2	588,186.9	599,420.7
	Uses Total	**565,564.2**	**588,186.9**	**599,420.7**
	Designated Funds - Tuition and Fees Ending Balance	**203,660.0**	**242,534.4**	**282,716.1**

Sources and Uses of All Major State Funds

Fund Number UH1402 U of A Main Campus - Collections - Appropriated Fund

A.R.S. § 35-142

Consists of tuition and registration fees that are used to support the operations and maintenance of the University.

		FY 2022	FY 2023	FY 2024
Sources				
Beginning Balance		0.0	0.0	0.0
Revenues	University of Arizona - Health Sciences Center	64,224.5	66,675.3	66,675.3
	Sources Total	**64,224.5**	**66,675.3**	**66,675.3**
Uses				
Operating Expenditures/Appropriations	University of Arizona - Health Sciences Center	64,224.5	66,675.3	66,675.3
	Uses Total	**64,224.5**	**66,675.3**	**66,675.3**
U of A Main Campus - Collections - Appropriated Fund Ending Balance		**0.0**	**0.0**	**0.0**

Fund Number UH8900 Indirect Cost Recovery Fund

A.R.S. § 35-142

Revenue from non-federal research grants to be used for overhead and other indirect costs associated with state level administration of the non-federal research grant programs.

		FY 2022	FY 2023	FY 2024
Sources				
Beginning Balance		0.0	0.0	0.0
Revenues	University of Arizona - Health Sciences Center	6,255.7	6,505.9	6,636.0
	Sources Total	**6,255.7**	**6,505.9**	**6,636.0**
Uses				
Non-Appropriated Expenditures	University of Arizona - Health Sciences Center	6,255.7	6,505.9	6,636.0
	Uses Total	**6,255.7**	**6,505.9**	**6,636.0**
Indirect Cost Recovery Fund Ending Balance		**0.0**	**0.0**	**0.0**

Sources and Uses of All Major State Funds

Fund Number UH8901 Loan Fund

ARS § 35-142

Revenue received from interest on federal student loans from federal loan forgiveness programs. The federal government provides approximately 95% of loan funding. The amounts displayed do not include an administrative allowance, which is reflected in another fund.

		FY 2022	FY 2023	FY 2024
Sources				
Beginning Balance		3,988.6	6,520.8	6,470.8
Revenues	University of Arizona - Health Sciences Center	12.2	0.0	0.0
	Sources Total	**4,000.8**	**6,520.8**	**6,470.8**
Uses				
Non-Appropriated Expenditures	University of Arizona - Health Sciences Center	(2,520.0)	50.0	51.0
	Uses Total	**(2,520.0)**	**50.0**	**51.0**
	Loan Fund Ending Balance	**6,520.8**	**6,470.8**	**6,419.8**

Fund Number UH8902 Federal Indirect Cost Recovery Fund

A.R.S. § 35-142

Revenue from federal grants to be used for overhead and other indirect costs associated with state level administration of the federal programs.

		FY 2022	FY 2023	FY 2024
Sources				
Beginning Balance		0.0	0.0	0.0
Revenues	University of Arizona - Health Sciences Center	46,109.5	47,954.0	48,913.0
	Sources Total	**46,109.5**	**47,954.0**	**48,913.0**
Uses				
Non-Appropriated Expenditures	University of Arizona - Health Sciences Center	46,109.5	47,954.0	48,913.0
	Uses Total	**46,109.5**	**47,954.0**	**48,913.0**
	Federal Indirect Cost Recovery Fund Ending Balance	**0.0**	**0.0**	**0.0**

Sources and Uses of All Major State Funds

Fund Number UH8903 Federal Grants Fund

A.R.S. § 35-142

Fund receives revenue from various federal grants and contracts. Monies are expended as specified by the federal statutes authorizing the grants and contracts.

		FY 2022	FY 2023	FY 2024
Sources				
Beginning Balance		(14,163.3)	33,611.1	32,493.5
Revenues	University of Arizona - Health Sciences Center	180,631.8	137,054.1	139,795.1
	Sources Total	**166,468.5**	**170,665.2**	**172,288.6**
Uses				
Non-Appropriated Expenditures	University of Arizona - Health Sciences Center	132,857.4	138,171.7	140,818.9
	Uses Total	**132,857.4**	**138,171.7**	**140,818.9**
	Federal Grants Fund Ending Balance	**33,611.1**	**32,493.5**	**31,469.7**

Fund Number UH8904 Endowment and Life Income Fund

A.R.S. § 35-142

Revenue received from the interest income on invested endowment and life gifts, a portion of AFAT trust student fees, and a portion of university trust land earnings. Expenditures used to support endowment operations and compensate designated beneficiaries.

		FY 2022	FY 2023	FY 2024
Sources				
Beginning Balance		177,759.0	160,994.6	163,500.7
Revenues	University of Arizona - Health Sciences Center	2,150.4	21,610.0	21,635.0
	Sources Total	**179,909.4**	**182,604.6**	**185,135.7**
Uses				
Non-Appropriated Expenditures	University of Arizona - Health Sciences Center	18,914.8	19,103.9	19,294.9
	Uses Total	**18,914.8**	**19,103.9**	**19,294.9**
	Endowment and Life Income Fund Ending Balance	**160,994.6**	**163,500.7**	**165,840.8**

Sources and Uses of All Major State Funds

Fund Number UH8905 Designated Funds

A.R.S. § 35-142

Revenue from retained tuition and fees, student aid administrative allowances, and unrestricted gifts and grants. Expenditure of monies for student financial aid administration, debt service on university bonds, and summer and winter session administration.

		FY 2022	FY 2023	FY 2024
Sources				
Beginning Balance		99,962.5	133,668.9	168,723.8
Revenues	University of Arizona - Health Sciences Center	266,546.9	277,208.7	282,753.0
	Sources Total	**366,509.4**	**410,877.6**	**451,476.8**
Uses				
Non-Appropriated Expenditures	University of Arizona - Health Sciences Center	232,840.5	242,153.8	260,746.2
	Uses Total	**232,840.5**	**242,153.8**	**260,746.2**
	Designated Funds Ending Balance	**133,668.9**	**168,723.8**	**190,730.6**

Fund Number UH8906 Auxiliary Funds

A.R.S. § 35-142

Fund receives sales revenues from substantially self-supporting university services and monies are used to provide non-academic services to students, faculty, and staff such as student housing, bookstores, student unions, and athletics.

		FY 2022	FY 2023	FY 2024
Sources				
Beginning Balance		419.2	549.4	682.3
Revenues	University of Arizona - Health Sciences Center	973.4	992.9	1,012.8
	Sources Total	**1,392.6**	**1,542.3**	**1,695.1**
Uses				
Non-Appropriated Expenditures	University of Arizona - Health Sciences Center	843.2	860.0	875.9
	Uses Total	**843.2**	**860.0**	**875.9**
	Auxiliary Funds Ending Balance	**549.4**	**682.3**	**819.2**

Sources and Uses of All Major State Funds

Fund Number UH8907 — Restricted Funds

A.R.S. § 35-142

Fund receives monies from private and non-federal grants, including non-appropriated Prop 301 TRIF grants in addition to a portion of AFAT student fees. Funds expended to support specific operating and research purposes as specified by granting or donating agencies.

		FY 2022	FY 2023	FY 2024
Sources				
Beginning Balance		47,330.8	53,601.9	57,471.3
Revenues	University of Arizona - Health Sciences Center	67,392.4	71,436.0	72,864.7
	Sources Total	**114,723.2**	**125,037.9**	**130,336.0**
Uses				
Non-Appropriated Expenditures	University of Arizona - Health Sciences Center	61,121.3	67,566.6	68,848.3
	Uses Total	**61,121.3**	**67,566.6**	**68,848.3**
	Restricted Funds Ending Balance	**53,601.9**	**57,471.3**	**61,487.7**

Fund Number UH8910 — Designated Funds - Tuition and Fees

A.R.S. § 35-142

Revenue from retained tuition and fees, student aid administrative allowances, and unrestricted gifts and grants. Expenditure of monies for student financial aid administration, debt service on university bonds, and summer and winter session administration.

		FY 2022	FY 2023	FY 2024
Sources				
Beginning Balance		15,290.4	23,199.3	26,078.5
Revenues	University of Arizona - Health Sciences Center	19,803.6	21,950.5	22,389.5
	Sources Total	**35,094.0**	**45,149.8**	**48,468.0**
Uses				
Non-Appropriated Expenditures	University of Arizona - Health Sciences Center	11,894.7	19,071.3	21,920.9
	Uses Total	**11,894.7**	**19,071.3**	**21,920.9**
	Designated Funds - Tuition and Fees Ending Balance	**23,199.3**	**26,078.5**	**26,547.1**

Sources and Uses of All Major State Funds

Fund Number UO2175 Residential Utility Consumer Office Revolving Fund

A.R.S. § 40-409

This fund consists of annual residential consumer assessments against each qualifying public service corporation. The fund is used to pay for the operation of the Residential Utility Consumer Office.

		FY 2022	FY 2023	FY 2024
Sources				
Beginning Balance		1,101.1	1,093.5	750.9
Revenues	Residential Utility Consumer Office	1,386.4	1,396.3	1,411.6
	Sources Total	**2,487.5**	**2,489.8**	**2,162.5**
Uses				
Operating Expenditures/Appropriations	Residential Utility Consumer Office	1,257.3	1,578.9	1,578.9
Administrative Adjustments	Residential Utility Consumer Office	8.1	15.0	0.0
Rent Adjustment	Residential Utility Consumer Office	0.0	0.0	1.3
HITF Backout	Residential Utility Consumer Office	0.0	0.0	(31.3)
ERE Corrections	Residential Utility Consumer Office	0.0	0.0	20.2
HITF Premium Increase	Residential Utility Consumer Office	0.0	0.0	42.0
Risk Management Adjustment	Residential Utility Consumer Office	0.0	0.0	0.1
Retirement Adjustment	Residential Utility Consumer Office	0.0	0.0	1.2
Non-Lapsing Authority from Prior Years	Residential Utility Consumer Office	128.6	145.0	0.0
	Uses Total	**1,394.0**	**1,738.9**	**1,612.4**
Residential Utility Consumer Office Revolving Fund Ending Balance		**1,093.5**	**750.9**	**550.1**

Fund Number VS1601 Native American Settlement Fund

Laws 2017, Chapter 215

This consists of legislative appropriations and is used to pay claims made by Native American veterans whose military pay improperly had state income tax withheld by the Department of Defense between 1993 and 2006. Veterans' Services receives 5% of the fund's beginning balance each year to cover costs associated with administering the fund. Any monies remaining in the fund after the payment of all valid claims revert to the State General Fund on June 30, 2021.

		FY 2022	FY 2023	FY 2024
Sources				
Beginning Balance		84.7	0.0	0.0
Revenues	Department of Veterans' Services	(0.9)	0.0	0.0
	Sources Total	**83.8**	**0.0**	**0.0**
Uses				
Non-Lapsing Authority from Prior Years	Department of Veterans' Services	83.8	0.0	0.0
	Uses Total	**83.8**	**0.0**	**0.0**
Native American Settlement Fund Ending Balance		**0.0**	**0.0**	**0.0**

Sources and Uses of All Major State Funds

Fund Number VS2000 Federal Grants Fund

A.R.S. § 35-142

This fund receives revenues from grants and reimbursements from the federal government which are used to provide services to veterans in accordance with the terms of each specific grant.

		FY 2022	FY 2023	FY 2024
Sources				
Beginning Balance		1,912.1	795.7	372.5
Revenues	Department of Veterans' Services	5,333.0	800.0	0.0
	Sources Total	**7,245.1**	**1,595.7**	**372.5**
Uses				
Non-Appropriated Expenditures	Department of Veterans' Services	6,449.4	1,223.2	367.8
HITF Backout	Department of Veterans' Services	0.0	0.0	(9.2)
HITF Premium Increase	Department of Veterans' Services	0.0	0.0	12.3
Risk Management Adjustment	Department of Veterans' Services	0.0	0.0	1.6
	Uses Total	**6,449.4**	**1,223.2**	**372.5**
	Federal Grants Fund Ending Balance	**795.7**	**372.5**	**0.0**

Fund Number VS2339 Military Family Relief Fund

A.R.S. § 41-608.04

Revenues are received from private donations, grants, and bequests. Funds are used to provide financial assistance to family members of deceased or wounded veterans who were deployed from a military base in Arizona or who were members of the Arizona Army or Air National Guard.

		FY 2022	FY 2023	FY 2024
Sources				
Beginning Balance		7,378.5	7,036.0	7,016.6
Revenues	Department of Veterans' Services	851.2	1,080.6	1,080.6
	Sources Total	**8,229.7**	**8,116.6**	**8,097.2**
Uses				
Non-Appropriated Expenditures	Department of Veterans' Services	1,193.7	1,100.0	1,100.0
HITF Backout	Department of Veterans' Services	0.0	0.0	(0.2)
AFIS Charges	Department of Veterans' Services	0.0	0.0	0.1
HITF Premium Increase	Department of Veterans' Services	0.0	0.0	0.3
	Uses Total	**1,193.7**	**1,100.0**	**1,100.2**
	Military Family Relief Fund Ending Balance	**7,036.0**	**7,016.6**	**6,997.0**

Sources and Uses of All Major State Funds

Fund Number VS2355 State Home for Veterans Trust Fund

A.R.S. § 41-608.01

Revenues are received from charges for living in the nursing home. Funds are used to provide long-term medical care and other related services to residents of the Arizona State Veterans' Home.

		FY 2022	FY 2023	FY 2024
Sources				
Beginning Balance		13,985.7	19,916.8	0.0
Revenues	Department of Veterans' Services	29,814.5	34,997.2	48,799.8
	Sources Total	**43,800.2**	**54,914.0**	**48,799.8**
Uses				
Operating Expenditures/Appropriations	Department of Veterans' Services	23,883.4	54,914.0	46,605.1
HITF Backout	Department of Veterans' Services	0.0	0.0	(993.0)
ERE Corrections	Department of Veterans' Services	0.0	0.0	80.2
AFIS Charges	Department of Veterans' Services	0.0	0.0	1.4
HITF Premium Increase	Department of Veterans' Services	0.0	0.0	1,332.1
Risk Management Adjustment	Department of Veterans' Services	0.0	0.0	143.4
Retirement Adjustment	Department of Veterans' Services	0.0	0.0	36.6
	Uses Total	**23,883.4**	**54,914.0**	**47,205.8**
	State Home for Veterans Trust Fund Ending Balance	**19,916.8**	**0.0**	**1,594.0**

Fund Number VS2441 Veterans' Donation Fund

A.R.S. § 41-608

Revenues are generated through public and private contributions and through the sales of Veteran and Freedom license plates. Funds are used for the benefit of veterans in Arizona.

		FY 2022	FY 2023	FY 2024
Sources				
Beginning Balance		5,278.0	4,213.1	6,545.9
Revenues	Department of Veterans' Services	3,319.9	3,277.8	3,288.8
	Sources Total	**8,597.9**	**7,490.9**	**9,834.7**
Uses				
Non-Appropriated Expenditures	Department of Veterans' Services	4,384.8	945.0	945.0
HITF Backout	Department of Veterans' Services	0.0	0.0	(2.4)
AFIS Charges	Department of Veterans' Services	0.0	0.0	0.1
HITF Premium Increase	Department of Veterans' Services	0.0	0.0	3.2
Risk Management Adjustment	Department of Veterans' Services	0.0	0.0	39.0
	Uses Total	**4,384.8**	**945.0**	**984.9**
	Veterans' Donation Fund Ending Balance	**4,213.1**	**6,545.9**	**8,849.8**

Sources and Uses of All Major State Funds

Fund Number VS2449 Employee Recognition Fund

A.R.S. § 41-709

Revenue is generated through donations from agency State employees and through Employee Recognition fund raising events. Funds are used to recognize outstanding employee performance and to conduct events that enhance the morale of the agency.

		FY 2022	FY 2023	FY 2024
Sources				
Beginning Balance		4.8	3.6	3.7
Revenues	Department of Veterans' Services	0.3	0.5	0.5
	Sources Total	**5.1**	**4.1**	**4.2**
Uses				
Non-Appropriated Expenditures	Department of Veterans' Services	1.5	0.4	0.4
	Uses Total	**1.5**	**0.4**	**0.4**
	Employee Recognition Fund Ending Balance	**3.6**	**3.7**	**3.8**

Fund Number VS2499 Arizona State Veterans' Cemetery Trust Fund

A.R.S. § 41-608.03

Revenues are received from grants, gifts, and contributions from any public or private source. Funds are used to manage and maintain Arizona veterans' cemeteries.

		FY 2022	FY 2023	FY 2024
Sources				
Beginning Balance		2,105.8	1,775.3	1,388.4
Revenues	Department of Veterans' Services	987.3	985.8	986.0
	Sources Total	**3,093.1**	**2,761.1**	**2,374.4**
Uses				
Non-Appropriated Expenditures	Department of Veterans' Services	1,317.8	1,372.7	1,372.7
HITF Backout	Department of Veterans' Services	0.0	0.0	(0.9)
AFIS Charges	Department of Veterans' Services	0.0	0.0	0.1
HITF Premium Increase	Department of Veterans' Services	0.0	0.0	1.2
Risk Management Adjustment	Department of Veterans' Services	0.0	0.0	6.8
	Uses Total	**1,317.8**	**1,372.7**	**1,379.9**
	Arizona State Veterans' Cemetery Trust Fund Ending Balance	**1,775.3**	**1,388.4**	**994.5**

Sources and Uses of All Major State Funds

Fund Number VS2975 Title VI - Coronavirus Relief Fund

A.R.S. § 35-142

Revenue is received from the Federal Coronavirus Aid, Relief, and Economic Security Act (CARES Act) and is used for expenses related to the Coronavirus Disease 2019 (COVID-19) public health emergency.

		FY 2022	FY 2023	FY 2024
Sources				
Beginning Balance		5,348.8	1,112.2	1,112.2
Revenues	Department of Veterans' Services	(4,236.6)	0.0	0.0
	Sources Total	**1,112.2**	**1,112.2**	**1,112.2**
Uses				
	Uses Total	**0.0**	**0.0**	**0.0**
Title VI - Coronavirus Relief Fund Ending Balance		**1,112.2**	**1,112.2**	**1,112.2**

Fund Number VS2985 ADVS Coronavirus State and Local Fiscal Recovery Fund

A.R.S. § 35-142

Revenue is received from the American Rescue Plan Act (ARPA) and is used for expenses related to the mitigation and recovery from the Coronavirus Disease 2019 (COVID-19) public health emergency.

		FY 2022	FY 2023	FY 2024
Sources				
Beginning Balance		0.0	3,980.1	3,980.1
Revenues	Department of Veterans' Services	20,180.6	0.0	0.0
	Sources Total	**20,180.6**	**3,980.1**	**3,980.1**
Uses				
Non-Appropriated Expenditures	Department of Veterans' Services	16,200.5	0.0	0.0
	Uses Total	**16,200.5**	**0.0**	**0.0**
ADVS Coronavirus State and Local Fiscal Recovery Fund Ending Balance		**3,980.1**	**3,980.1**	**3,980.1**

Fund Number VS3219 Hyperbaric Oxygen Therapy for Military Veterans Fund

A.R.S. § 41-610.01

Revenues consist of private donations, grants, bequests, and any other monies. Funds are used to provide financial assistance to veterans for hyperbaric oxygen therapy.

		FY 2022	FY 2023	FY 2024
Sources				
Beginning Balance		25.0	25.0	0.0
Revenues	Department of Veterans' Services	0.0	0.0	0.0
	Sources Total	**25.0**	**25.0**	**0.0**
Uses				
Non-Lapsing Authority from Prior Years	Department of Veterans' Services	0.0	25.0	0.0
	Uses Total	**0.0**	**25.0**	**0.0**
Hyperbaric Oxygen Therapy for Military Veterans Fund Ending Balance		**25.0**	**0.0**	**0.0**

Sources and Uses of All Major State Funds

Fund Number VT2078 Veterinary Medical Examiners Board Fund

A.R.S. § 32-2205

Revenues consist primarily of license and applications fees. Funds are used to license and regulate veterinarians, veterinary technicians, and veterinary premises.

		FY 2022	FY 2023	FY 2024
Sources				
Beginning Balance		2,146.2	1,838.1	2,562.6
Revenues	Veterinary Medical Examining Board	210.9	1,495.0	180.8
	Sources Total	**2,357.1**	**3,333.1**	**2,743.4**
Uses				
Operating Expenditures/Appropriations	Veterinary Medical Examining Board	519.0	770.5	769.0
HITF Backout	Veterinary Medical Examining Board	0.0	0.0	(8.5)
ERE Corrections	Veterinary Medical Examining Board	0.0	0.0	19.0
AFIS Charges	Veterinary Medical Examining Board	0.0	0.0	0.1
HITF Premium Increase	Veterinary Medical Examining Board	0.0	0.0	11.4
Risk Management Adjustment	Veterinary Medical Examining Board	0.0	0.0	(1.0)
Retirement Adjustment	Veterinary Medical Examining Board	0.0	0.0	0.6
	Uses Total	**519.0**	**770.5**	**790.6**
	Veterinary Medical Examiners Board Fund Ending Balance	**1,838.1**	**2,562.6**	**1,952.8**

Fund Number WC1021 Flood Warning System Fund

A.R.S. § 45-1503

Revenues in this fund consist of legislative appropriations, grants, and contributions from other public agencies. The fund is interest-earning and exempt from lapsing. Monies in the fund are used for the development of a flood warning system, purchase of equipment, and to provide assistance to local entities in a cost sharing basis for the planning, design, installation, operation, and maintenance of the flood warning system.

		FY 2022	FY 2023	FY 2024
Sources				
Beginning Balance		366.3	368.0	344.0
Revenues	Department of Water Resources	1.7	2.0	2.0
	Sources Total	**368.0**	**370.0**	**346.0**
Uses				
Non-Appropriated Expenditures	Department of Water Resources	0.0	26.0	26.0
	Uses Total	**0.0**	**26.0**	**26.0**
	Flood Warning System Fund Ending Balance	**368.0**	**344.0**	**320.0**

Sources and Uses of All Major State Funds

Fund Number WC1098 General Adjudication Personnel and Support Fund

A.R.S. § 12-117.01

Revenues from the fund come from legislative appropriations and are used by the Department of Water Resources for FTE positions, equipment, and services to support the General Adjudication process.

		FY 2022	FY 2023	FY 2024
Sources				
Beginning Balance		0.0	780.3	780.3
Revenues	Department of Water Resources	1,409.3	1,556.0	1,500.0
	Sources Total	**1,409.3**	**2,336.3**	**2,280.3**
Uses				
Non-Appropriated Expenditures	Department of Water Resources	629.0	1,556.0	1,556.0
	Uses Total	**629.0**	**1,556.0**	**1,556.0**
General Adjudication Personnel and Support Fund Ending Balance		**780.3**	**780.3**	**724.3**

Fund Number WC1302 Arizona Water Protection Fund

A.R.S. § 45-2111

Revenues in this fund consist of a portion of receipts from the In Lieu fees collected by the board of a multi-county water conservation district to charge/collect a fee for every acre-foot of CAP water purchased or leased by the district. Those monies are transferred into the WPF, and are used for the development and implementation of measures to protect water of sufficient quality and restore rivers and associated riparian habitats.

		FY 2022	FY 2023	FY 2024
Sources				
Beginning Balance		2,099.3	2,840.7	2,788.6
Revenues	Department of Water Resources	1,262.1	1,262.0	1,262.0
	Sources Total	**3,361.4**	**4,102.7**	**4,050.6**
Uses				
Non-Appropriated Expenditures	Department of Water Resources	520.7	1,314.1	1,380.9
HITF Backout	Department of Water Resources	0.0	0.0	(4.0)
HITF Premium Increase	Department of Water Resources	0.0	0.0	5.4
Retirement Adjustment	Department of Water Resources	0.0	0.0	0.2
	Uses Total	**520.7**	**1,314.1**	**1,382.5**
Arizona Water Protection Fund Ending Balance		**2,840.7**	**2,788.6**	**2,668.1**

Sources and Uses of All Major State Funds

Fund Number WC2000 Federal Grants Fund

A.R.S. § 35-142

Revenues consist of federal grants that the Department applies for and receive from various federal agencies. Monies received are used for purposes that are aligned with the granting requrements and allowed to supplement funding appropriated for mandated programs.

		FY 2022	FY 2023	FY 2024
Sources				
Beginning Balance		515.3	565.0	618.7
Revenues	Department of Water Resources	426.6	426.6	426.6
	Sources Total	**941.9**	**991.6**	**1,045.3**
Uses				
Non-Appropriated Expenditures	Department of Water Resources	376.9	372.9	372.9
HITF Backout	Department of Water Resources	0.0	0.0	(7.9)
HITF Premium Increase	Department of Water Resources	0.0	0.0	10.6
Retirement Adjustment	Department of Water Resources	0.0	0.0	0.4
	Uses Total	**376.9**	**372.9**	**376.0**
	Federal Grants Fund Ending Balance	**565.0**	**618.7**	**669.3**

Fund Number WC2026 Donations Fund

A.R.S. § 35-142

Revenues to the fund are from employee and other private donations raised through fundraising coordinated through the Department. The funds are used for morale-building efforts in the Department.

	FY 2022	FY 2023	FY 2024
Sources			
Beginning Balance	177.5	177.5	177.5
Sources Total	**177.5**	**177.5**	**177.5**
Uses			
Uses Total	**0.0**	**0.0**	**0.0**
Donations Fund Ending Balance	**177.5**	**177.5**	**177.5**

Sources and Uses of All Major State Funds

Fund Number WC2110 Arizona Water Banking Fund

A.R.S. § 45-2425

The fund receives revenue from fees associated with the purchase, lease, storage, accreditation, and delivery of Colorado River water to municipalities and industrial users. The fund is used to purchase and store the unused portion of Arizona's Colorado River water allotment.

		FY 2022	FY 2023	FY 2024
Sources				
Beginning Balance		2,370.9	396.2	13.8
Revenues	Department of Water Resources	2,867.8	2,910.0	2,910.0
	Sources Total	**5,238.7**	**3,306.2**	**2,923.8**
Uses				
Operating Expenditures/Appropriations	Department of Water Resources	1,158.6	0.0	0.0
Non-Appropriated Expenditures	Department of Water Resources	3,683.9	3,292.4	2,915.7
Rent Adjustment	Department of Water Resources	0.0	0.0	7.6
Retirement Adjustment	Department of Water Resources	0.0	0.0	0.5
	Uses Total	**4,842.5**	**3,292.4**	**2,923.8**
	Arizona Water Banking Fund Ending Balance	**396.2**	**13.8**	**0.0**

Fund Number WC2191 General Adjudication Fund

A.R.S. § 45-260

Revenues in the General Adjudication Fund consist of the remainder of a General Fund appropriation that was approved for notification to affected parties of adjudication activity. Monies in the Fund are used for postage and other expenses incurred for serving legal notices to water rights claimants.

		FY 2022	FY 2023	FY 2024
Sources				
Beginning Balance		35.8	38.1	38.1
Revenues	Department of Water Resources	19.9	20.0	20.0
	Sources Total	**55.7**	**58.1**	**58.1**
Uses				
Non-Appropriated Expenditures	Department of Water Resources	17.7	20.0	20.0
	Uses Total	**17.7**	**20.0**	**20.0**
	General Adjudication Fund Ending Balance	**38.1**	**38.1**	**38.1**

Sources and Uses of All Major State Funds

Fund Number WC2213 Augmentation and Conservation Assistance Fund

A.R.S. § 45-615

Revenue consists of a portion of the annual groundwater withdrawal fee. The fund is used for developing water supply augmentation projects, such as groundwater recharge projects, and for conservation programs in active water management areas.

		FY 2022	FY 2023	FY 2024
Sources				
Beginning Balance		1,630.2	1,043.7	904.2
Revenues	Department of Water Resources	650.7	686.5	686.5
	Sources Total	**2,280.9**	**1,730.2**	**1,590.7**
Uses				
Non-Appropriated Expenditures	Department of Water Resources	1,237.2	826.0	826.0
	Uses Total	**1,237.2**	**826.0**	**826.0**
Augmentation and Conservation Assistance Fund Ending Balance		**1,043.7**	**904.2**	**764.7**

Fund Number WC2218 Dam Repair Fund

A.R.S. § 45-1212

The Emergency Dam Repair Fund consists of monies appropriated by the Legislature and monies collected from permit fees in full or partial satisfaction of a lien placed on the dam. Monies in the fund are used for loans and grants as well as remedial measures to protect life and property.

		FY 2022	FY 2023	FY 2024
Sources				
Beginning Balance		6,459.8	6,958.6	6,590.9
Revenues	Department of Water Resources	594.2	532.3	1,032.3
	Sources Total	**7,054.0**	**7,490.9**	**7,623.2**
Uses				
Non-Appropriated Expenditures	Department of Water Resources	95.4	900.0	350.0
	Uses Total	**95.4**	**900.0**	**350.0**
Dam Repair Fund Ending Balance		**6,958.6**	**6,590.9**	**7,273.2**

Sources and Uses of All Major State Funds

Fund Number WC2304 Arizona Water Quality Fund

A.R.S. § 45-618

The fund receives annual transfers from the Water Quality Assurance Revolving Fund (WQARF). It is used to inspect wells for vertical cross-contamination of groundwater by hazardous substances and for other projects associated with the WQARF program.

		FY 2022	FY 2023	FY 2024
Sources				
Beginning Balance		321.0	212.8	208.7
Revenues	Department of Water Resources	140.9	140.9	140.9
	Sources Total	**461.9**	**353.7**	**349.6**
Uses				
Non-Appropriated Expenditures	Department of Water Resources	249.1	145.0	145.0
HITF Backout	Department of Water Resources	0.0	0.0	(1.2)
HITF Premium Increase	Department of Water Resources	0.0	0.0	1.6
Fleet Charges	Department of Water Resources	0.0	0.0	80.3
Retirement Adjustment	Department of Water Resources	0.0	0.0	0.2
	Uses Total	**249.1**	**145.0**	**225.9**
	Arizona Water Quality Fund Ending Balance	**212.8**	**208.7**	**123.7**

Fund Number WC2398 Water Resources Fund

A.R.S. § 45-117

The fund consists of fees collected by the Department of Water Resources that support agency operations.

		FY 2022	FY 2023	FY 2024
Sources				
Beginning Balance		5,673.4	6,244.8	3,885.0
Revenues	Department of Water Resources	1,102.3	1,066.7	1,066.7
	Sources Total	**6,775.7**	**7,311.5**	**4,951.7**
Uses				
Operating Expenditures/Appropriations	Department of Water Resources	530.9	1,726.5	1,726.5
Legislative Fund Transfers	Department of Water Resources	0.0	1,700.0	0.0
HITF Backout	Department of Water Resources	0.0	0.0	(8.0)
ERE Corrections	Department of Water Resources	0.0	0.0	1.3
AFIS Charges	Department of Water Resources	0.0	0.0	0.1
HITF Premium Increase	Department of Water Resources	0.0	0.0	10.7
Retirement Adjustment	Department of Water Resources	0.0	0.0	0.4
	Uses Total	**530.9**	**3,426.5**	**1,731.0**
	Water Resources Fund Ending Balance	**6,244.8**	**3,885.0**	**3,220.6**

Sources and Uses of All Major State Funds

Fund Number WC2410 Water Resources Publication and Mailing Fund

A.R.S. § 45-115

Revenues consist of monies paid for legal notices required by law. Funds are used for related expenses. Any funds exceeding $20,000 at the end of the year revert to the General Fund.

		FY 2022	FY 2023	FY 2024
Sources				
Beginning Balance		7.1	8.6	10.1
Revenues	Department of Water Resources	1.5	1.5	1.5
	Sources Total	**8.6**	**10.1**	**11.6**
Uses				
	Uses Total	**0.0**	**0.0**	**0.0**
Water Resources Publication and Mailing Fund Ending Balance		**8.6**	**10.1**	**11.6**

Fund Number WC2411 Water Resources Production and Copying Fund

A.R.S. § 45-115

Revenues consist of monies paid to the Department for publications produced by the Department and for copies of Department records. The fund is used for expenses incurred by the Department in producing and distributing publications of the Department and for copying Department records for the public.

		FY 2022	FY 2023	FY 2024
Sources				
Beginning Balance		2.3	3.3	4.3
Revenues	Department of Water Resources	1.0	1.0	1.0
	Sources Total	**3.3**	**4.3**	**5.3**
Uses				
	Uses Total	**0.0**	**0.0**	**0.0**
Water Resources Production and Copying Fund Ending Balance		**3.3**	**4.3**	**5.3**

Fund Number WC2449 Employee Recognition Fund

A.R.S. § 41-709

Revenue is generated through donations from agency employees and through fundraising events, and is used to recognize outstanding employee performance and to conduct events that enhance the morale of the agency.

		FY 2022	FY 2023	FY 2024
Sources				
Beginning Balance		0.5	1.0	1.5
Revenues	Department of Water Resources	1.5	1.5	1.5
	Sources Total	**2.0**	**2.5**	**3.0**
Uses				
Non-Appropriated Expenditures	Department of Water Resources	1.0	1.0	1.0
	Uses Total	**1.0**	**1.0**	**1.0**
Employee Recognition Fund Ending Balance		**1.0**	**1.5**	**2.0**

Sources and Uses of All Major State Funds

Fund Number WC2474 Purchase and Retirement Fund

A.R.S. § 45-615

This fund consist of fees levied on land and from groundwater withdrawal fees. Monies are used to finance the purchase and retirement of grandfathered rights for the applicable active management area.

		FY 2022	FY 2023	FY 2024
Sources				
Beginning Balance		148.5	149.2	149.9
Revenues	Department of Water Resources	0.7	0.7	0.7
	Sources Total	**149.2**	**149.9**	**150.6**
Uses				
	Uses Total	**0.0**	**0.0**	**0.0**
	Purchase and Retirement Fund Ending Balance	**149.2**	**149.9**	**150.6**

Fund Number WC2491 Well Administration and Enforcement Fund

A.R.S. § 45-606

Revenues include filing fees paid to the Department. Funds may be expended for compliance monitoring, investigation and enforcement activities of the Department pertaining to the construction, replacement, deepening, and abandonment of wells and capping of open wells.

		FY 2022	FY 2023	FY 2024
Sources				
Beginning Balance		1,631.1	1,303.8	822.9
Revenues	Department of Water Resources	678.0	664.1	664.1
	Sources Total	**2,309.1**	**1,967.9**	**1,487.0**
Uses				
Non-Appropriated Expenditures	Department of Water Resources	1,005.2	1,145.0	1,145.0
HITF Backout	Department of Water Resources	0.0	0.0	(7.1)
HITF Premium Increase	Department of Water Resources	0.0	0.0	9.5
Retirement Adjustment	Department of Water Resources	0.0	0.0	1.1
	Uses Total	**1,005.2**	**1,145.0**	**1,148.5**
	Well Administration and Enforcement Fund Ending Balance	**1,303.8**	**822.9**	**338.5**

Sources and Uses of All Major State Funds

Fund Number WC2500 IGA and ISA Fund

A.R.S. § 35-142

Revenues are received from and are used for the requirements of any inter-agency or inter-governmental agreements of the agency.

		FY 2022	FY 2023	FY 2024
Sources				
Beginning Balance		547.3	451.1	509.5
Revenues	Department of Water Resources	300.2	324.2	324.2
	Sources Total	**847.5**	**775.3**	**833.7**
Uses				
Non-Appropriated Expenditures	Department of Water Resources	396.4	265.8	265.8
HITF Backout	Department of Water Resources	0.0	0.0	(2.2)
HITF Premium Increase	Department of Water Resources	0.0	0.0	3.0
Retirement Adjustment	Department of Water Resources	0.0	0.0	0.2
	Uses Total	**396.4**	**265.8**	**266.8**
	IGA and ISA Fund Ending Balance	**451.1**	**509.5**	**566.9**

Fund Number WC2509 Assured and Adequate Water Supply Administration Fund

A.R.S. § 45-580

This fund consists of application fees paid by cities, towns, and private water companies who are required to have the Department of Water Resources evaluate the adequacy of their water supply. An appropriation from this fund is then used to offset costs associated with the Department's evaluation of these applications.

		FY 2022	FY 2023	FY 2024
Sources				
Beginning Balance		590.1	491.3	378.1
Revenues	Department of Water Resources	177.9	178.0	178.0
	Sources Total	**768.0**	**669.3**	**556.1**
Uses				
Operating Expenditures/Appropriations	Department of Water Resources	276.7	291.2	291.2
ERE Corrections	Department of Water Resources	0.0	0.0	1.0
Retirement Adjustment	Department of Water Resources	0.0	0.0	0.3
	Uses Total	**276.7**	**291.2**	**292.5**
Assured and Adequate Water Supply Administration Fund Ending Balance		**491.3**	**378.1**	**263.6**

Sources and Uses of All Major State Funds

Fund Number WC2538 Colorado River Water Use Fee Clearing Fund

A.R.S. § 45-333

This fund consists of revenues from the Colorado River water use fee. This levy may be assessed and collected from each person who diverts and consumptively uses water from the mainstream of the Colorado River. Monies in this fund support the Lower Colorado River Multispecies Conservation Program.

		FY 2022	FY 2023	FY 2024
Sources				
Beginning Balance		0.0	0.0	28.0
Revenues	Department of Water Resources	28.7	28.0	28.0
	Sources Total	**28.7**	**28.0**	**56.0**
Uses				
Non-Appropriated Expenditures	Department of Water Resources	28.7	0.0	0.0
	Uses Total	**28.7**	**0.0**	**0.0**
Colorado River Water Use Fee Clearing Fund Ending Balance		**0.0**	**28.0**	**56.0**

Fund Number WC2985 ADWR Coronavirus State and Local Fiscal Recovery Fund

A.R.S. § 35-142

Revenue is received from the American Rescue Plan Act (ARPA) and is used for expenses related to the mitigation and recovery from the Coronavirus Disease 2019 (COVID-19) public health emergency.

		FY 2022	FY 2023	FY 2024
Sources				
Beginning Balance		0.0	5,134.9	5,134.9
Revenues	Department of Water Resources	11,000.0	11,000.0	11,000.0
	Sources Total	**11,000.0**	**16,134.9**	**16,134.9**
Uses				
Non-Appropriated Expenditures	Department of Water Resources	5,865.1	11,000.0	11,000.0
	Uses Total	**5,865.1**	**11,000.0**	**11,000.0**
ADWR Coronavirus State and Local Fiscal Recovery Fund Ending Balance		**5,134.9**	**5,134.9**	**5,134.9**

Sources and Uses of All Major State Funds

Fund Number WC3220 Temporary Groundwater and Irrigation Efficiency Projects Fund

A.R.S. § 45-615.01

This fund consists of legislative appropriations, groundwater withdrawal fees collected in the Pinal Active Management Area, federal grants, and deposits from qualified irrigation districts. The fund is used for the construction, leasing, and rehabilitation of wells and related infrastructure for the withdrawal and efficient delivery of groundwater by qualified irrigation districts.

		FY 2022	FY 2023	FY 2024
Sources				
Beginning Balance		26,900.1	4,034.7	4,396.4
Revenues	Department of Water Resources	1,261.7	1,261.7	1,261.7
	Sources Total	**28,161.9**	**5,296.4**	**5,658.1**
Uses				
Non-Appropriated Expenditures	Department of Water Resources	4,127.1	900.0	900.0
Legislative Fund Transfers	Department of Water Resources	20,000.0	0.0	0.0
	Uses Total	**24,127.1**	**900.0**	**900.0**
Temporary Groundwater and Irrigation Efficiency Projects Fund Ending Balance		**4,034.7**	**4,396.4**	**4,758.1**

Fund Number WC3230 Drought Mitigation Revolving Fund

A.R.S. § 49-193.01 and A.R.S. § 49-193.04

Revenues are received from monies appropriated by the Legislature, received for drought mitigation purposes from the United States government, interest, and donations, and are used for grants to facilitate the forbearance of water deliveries that would avoid reductions in Arizona's Colorado River supplies, grants to the State Land Department, loans for water supply development projects, and the costs to administer the fund.

		FY 2022	FY 2023	FY 2024
Sources				
Beginning Balance		160,000.0	159,136.6	6,686.1
Revenues	Department of Water Resources	717.1	30.0	30.0
	Sources Total	**160,717.1**	**159,166.6**	**6,716.1**
Uses				
Non-Appropriated Expenditures	Department of Water Resources	1,580.5	1,600.0	1,600.0
Legislative Fund Transfers	Department of Water Resources	0.0	150,880.5	0.0
	Uses Total	**1,580.5**	**152,480.5**	**1,600.0**
Drought Mitigation Revolving Fund Ending Balance		**159,136.6**	**6,686.1**	**5,116.1**

Sources and Uses of All Major State Funds

Fund Number WC9000 Indirect Cost Recovery Fund

A.R.S. § 35-142

Revenue is received from a portion of federal grants that is used to pay administrative expenses associated with the grants.

		FY 2022	FY 2023	FY 2024
Sources				
Beginning Balance		1,679.2	1,754.5	1,843.7
Revenues	Department of Water Resources	356.5	357.8	357.8
	Sources Total	**2,035.7**	**2,112.3**	**2,201.5**
Uses				
Non-Appropriated Expenditures	Department of Water Resources	281.2	268.6	268.6
Retirement Adjustment	Department of Water Resources	0.0	0.0	0.3
	Uses Total	**281.2**	**268.6**	**268.9**
	Indirect Cost Recovery Fund Ending Balance	**1,754.5**	**1,843.7**	**1,932.6**

Fund Number WC9900 Arizona System Conservation Fund

A.R.S. § 45-118

This fund consists of legislative appropriations, grants and contributions from private and public entities. The fund is used to contract with Colorado River water users to forgo water deliveries or diversions for the purpose of creating system conservation.

		FY 2022	FY 2023	FY 2024
Sources				
Beginning Balance		18,860.4	8,774.0	64.0
Revenues	Department of Water Resources	43.6	10.0	0.0
	Sources Total	**18,904.0**	**8,784.0**	**64.0**
Uses				
Non-Appropriated Expenditures	Department of Water Resources	10,130.0	8,720.0	0.0
	Uses Total	**10,130.0**	**8,720.0**	**0.0**
	Arizona System Conservation Fund Ending Balance	**8,774.0**	**64.0**	**64.0**

Sources and Uses of All Major State Funds

Fund Number WF2985 Water Conservation Grant Fund

A.R.S. § 49-1331

Revenues to the fund consist of legislative appropriations, federal funds, gifts, grants, donations, and interest earned. Monies can be used for the following purposes: education and research programs to reduce water consumption; projects to increase water use efficiency or to increase water reuse; projects for rainwater harvesting; gray water systems; efficiency upgrades; installing drought-resistant landscaping; turf removal; projects or programs to promote groundwater recharge and improved aquifer health; projects or programs to improve groundwater conservation and surface water flows; landscape watershed protection, restoration, and rehabilitation; projects facilitating coordinated water management; programs or projects to reduce structural water overuse; and program implementation and administrative costs.

		FY 2022	FY 2023	FY 2024
Sources				
Beginning Balance		0.0	0.0	0.0
Revenues	Water Infrastructure Finance Authority	0.0	100,000.0	100,000.0
	Sources Total	**0.0**	**100,000.0**	**100,000.0**
Uses				
Non-Appropriated Expenditures	Water Infrastructure Finance Authority	0.0	100,000.0	100,000.0
	Uses Total	**0.0**	**100,000.0**	**100,000.0**
	Water Conservation Grant Fund Ending Balance	**0.0**	**0.0**	**0.0**

Fund Number WF6100 Long-Term Water Augmentation Fund

A.R.S. § 49-1302

Revenues to the fund consist of legislative appropriations. Monies can be used for the following purposes: funding water supply development projects that import water from outside the state; purchasing imported water or rights to imported water; acquiring or constructing water-related facilities in this state to convey or deliver imported water within the state; conducting investigations including environmental reviews; contracting for water needs assessments; providing financial assistance for the purposes of financing or refinancing water supply development projects within the state, including projects for the conservation of existing water or the more efficient use of existing water supplies; guaranteeing debt obligations of eligible entities that are issued or incurred to finance or refinance water supply development projects or to provide credit enhancements in connection with these debt obligations; paying administrative costs of the fund; and funding a maximum of 10 FTE positions for WIFA.

		FY 2022	FY 2023	FY 2024
Sources				
Beginning Balance		0.0	0.0	322,971.9
Revenues	Water Infrastructure Finance Authority	0.0	334,000.0	333,000.0
	Sources Total	**0.0**	**334,000.0**	**655,971.9**
Uses				
Non-Appropriated Expenditures	Water Infrastructure Finance Authority	0.0	11,028.1	11,028.1
	Uses Total	**0.0**	**11,028.1**	**11,028.1**
	Long-Term Water Augmentation Fund Ending Balance	**0.0**	**322,971.9**	**644,943.8**

ARIZONA COMMERCE AUTHORITY CARRYOVER FUND
COMMERCE AUTHORITY
1001

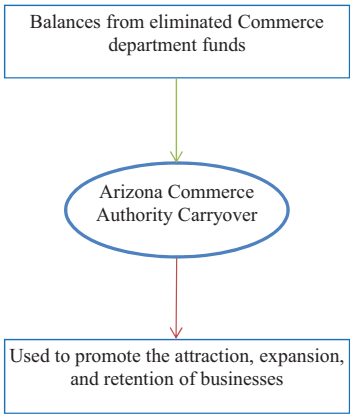

SPECIAL EDUCATION FUND
DEPARTMENT OF EDUCATION
1009

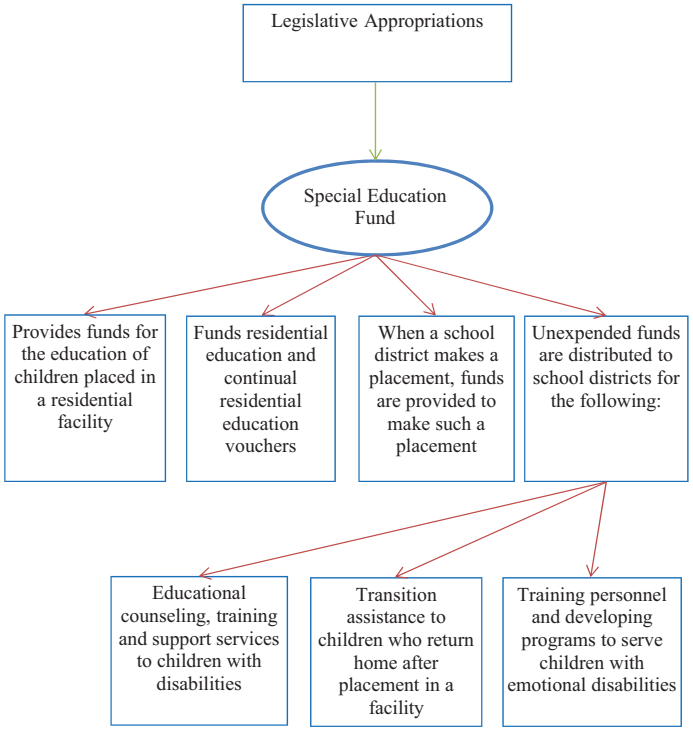

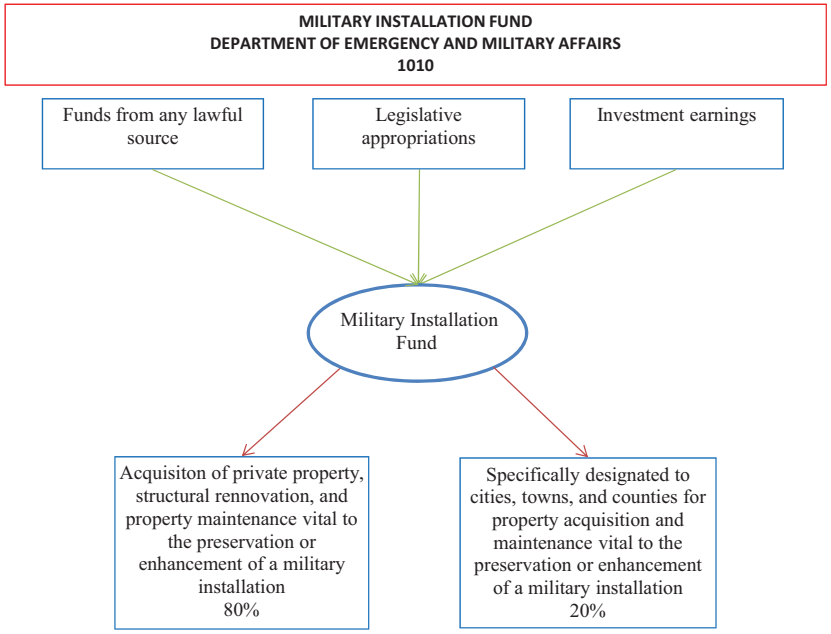
MILITARY INSTALLATION FUND
DEPARTMENT OF EMERGENCY AND MILITARY AFFAIRS
1010
Funds from any lawful source
Legislative appropriations
Investment earnings
Military Installation Fund
Acquisiton of private property, structural rennovation, and property maintenance vital to the preservation or enhancement of a military installation
80%
Specifically designated to cities, towns, and counties for property acquisition and maintenance vital to the preservation or enhancement of a military installation
20%

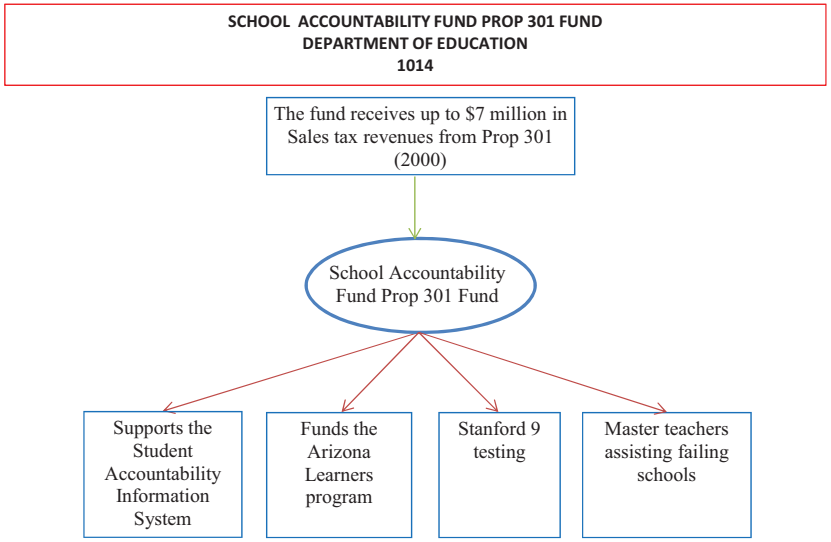
SCHOOL ACCOUNTABILITY FUND PROP 301 FUND
DEPARTMENT OF EDUCATION
1014
The fund receives up to $7 million in Sales tax revenues from Prop 301 (2000)
School Accountability Fund Prop 301 Fund
Supports the Student Accountability Information System
Funds the Arizona Learners program
Stanford 9 testing
Master teachers assisting failing schools

ADDTIONAL SCHOOL DAYS FUND
DEPARTMENT OF EDUCATION
1015

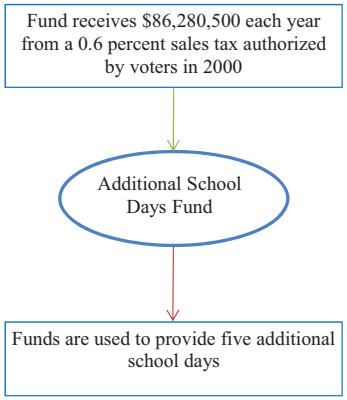

SCHOOLS SAFETY PROP 301 FUNDS FUND
DEPARTMENT OF EDUCATION
1016

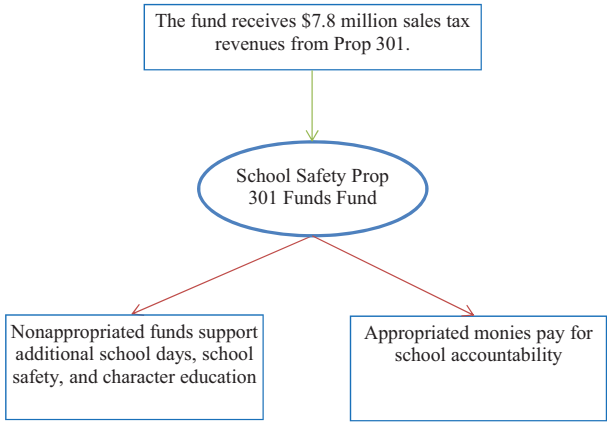

CHARACTER EDUCATION FUND
DEPARTMENT OF EDUCATION
1017

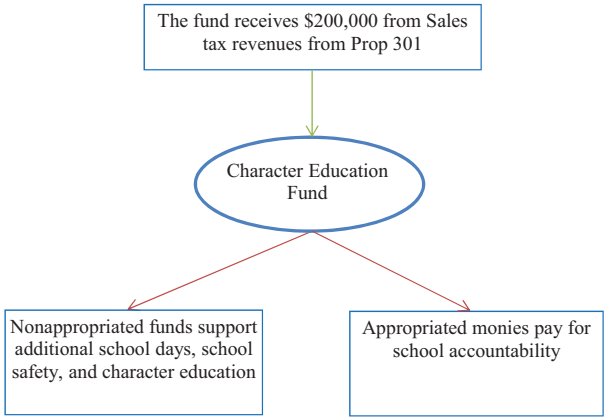

FLOOD WARNING SYSTEM FUND
DEPARTMENT OF WATER RESOURCES
1021

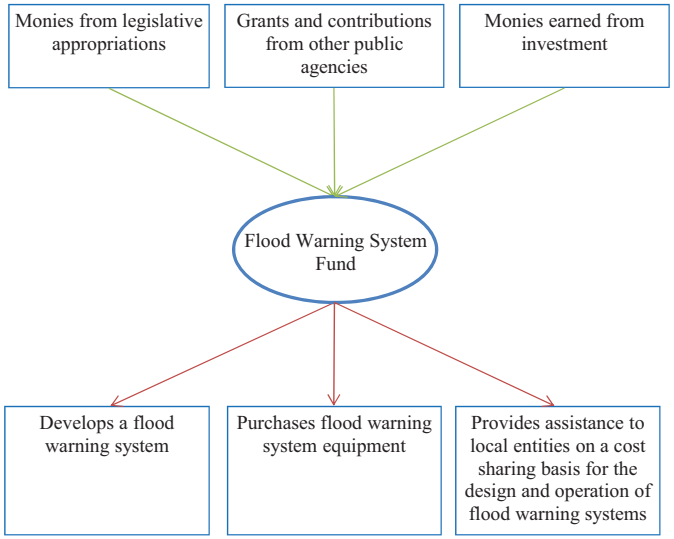

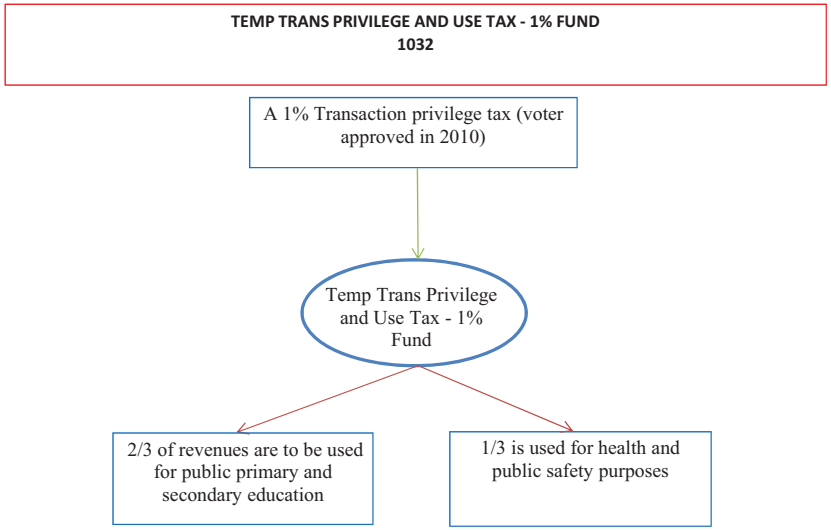
TEMP TRANS PRIVILEGE AND USE TAX - 1% FUND
1032
A 1% Transaction privilege tax (voter approved in 2010)
Temp Trans Privilege and Use Tax - 1% Fund
2/3 of revenues are to be used for public primary and secondary education
1/3 is used for health and public safety purposes

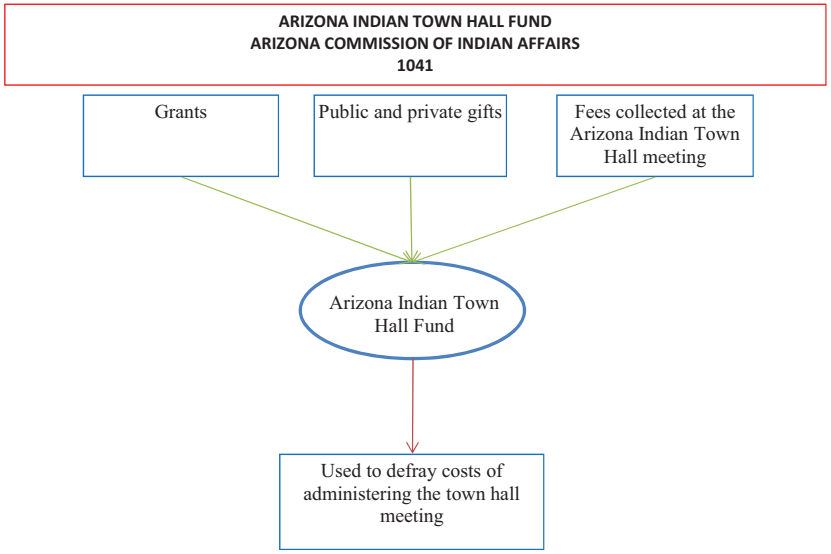
ARIZONA INDIAN TOWN HALL FUND
ARIZONA COMMISSION OF INDIAN AFFAIRS
1041
Grants
Public and private gifts
Fees collected at the Arizona Indian Town Hall meeting
Arizona Indian Town Hall Fund
Used to defray costs of administering the town hall meeting

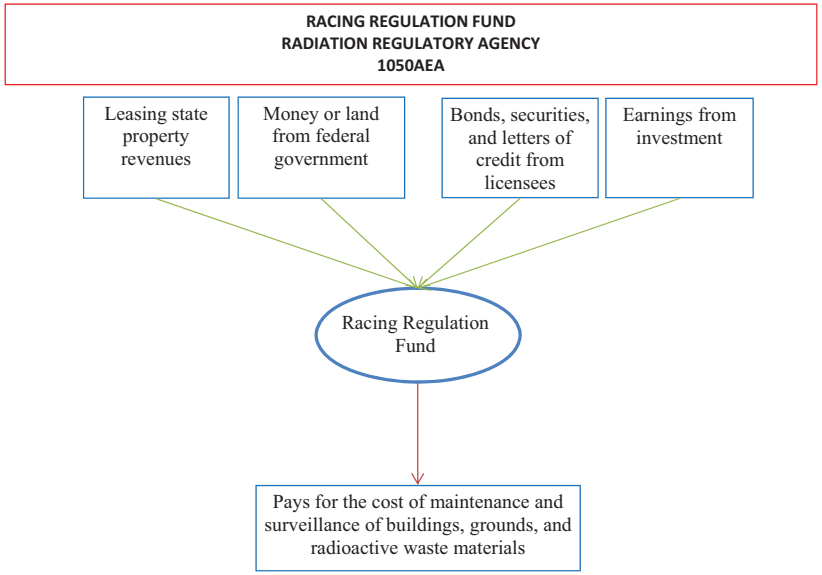
RACING REGULATION FUND
RADIATION REGULATORY AGENCY
1050AEA
Leasing state property revenues
Money or land from federal government
Bonds, securities, and letters of credit from licensees
Earnings from investment
Racing Regulation Fund
Pays for the cost of maintenance and surveillance of buildings, grounds, and radioactive waste materials

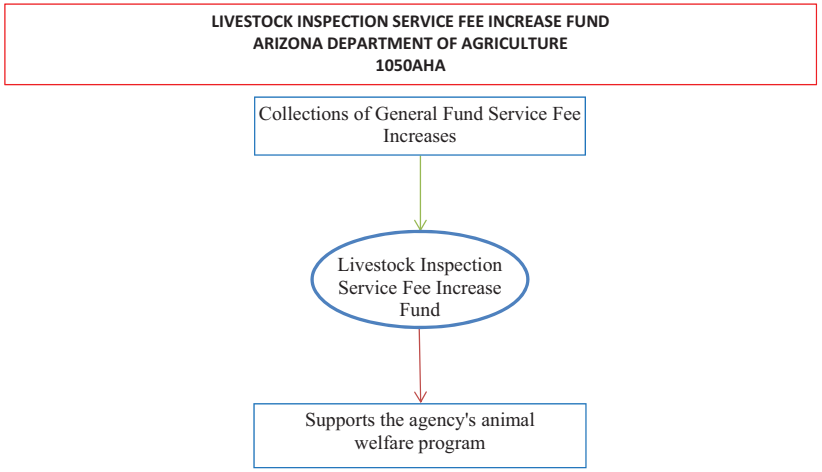
LIVESTOCK INSPECTION SERVICE FEE INCREASE FUND
ARIZONA DEPARTMENT OF AGRICULTURE
1050AHA
Collections of General Fund Service Fee Increases
Livestock Inspection Service Fee Increase Fund
Supports the agency's animal welfare program

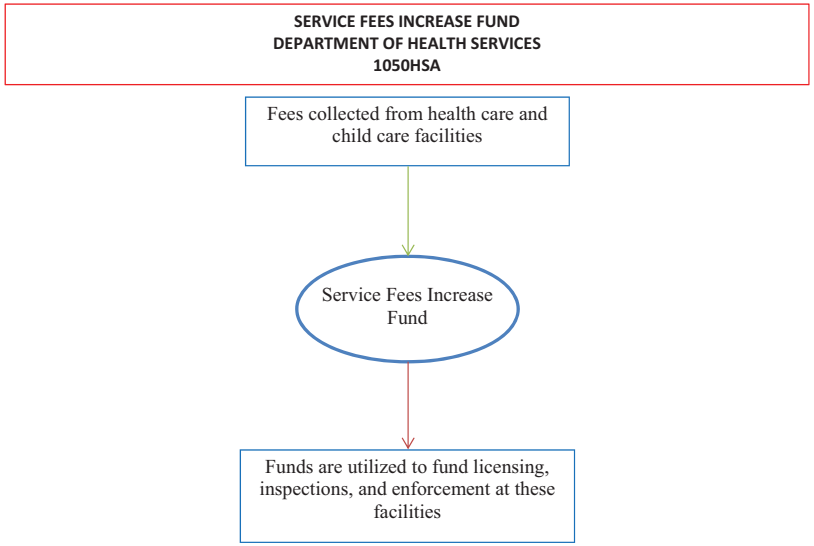
SERVICE FEES INCREASE FUND
DEPARTMENT OF HEALTH SERVICES
1050HSA
Fees collected from health care and child care facilities
Service Fees Increase Fund
Funds are utilized to fund licensing, inspections, and enforcement at these facilities

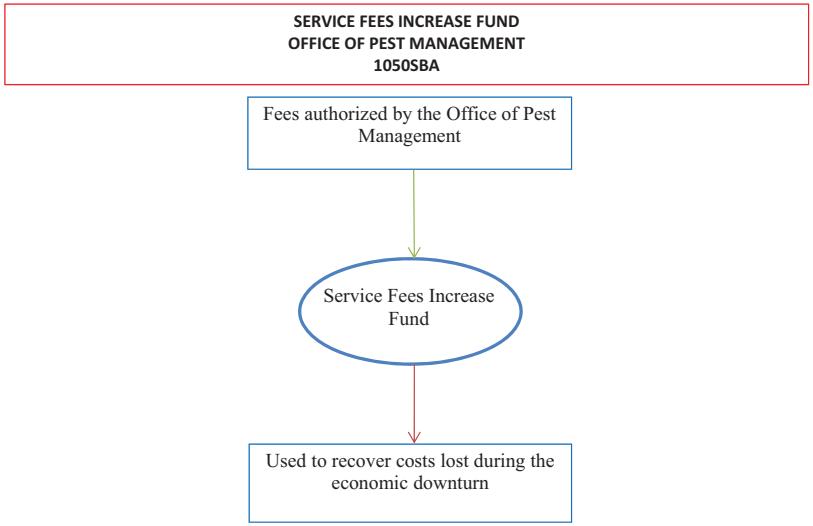
SERVICE FEES INCREASE FUND
OFFICE OF PEST MANAGEMENT
1050SBA
Fees authorized by the Office of Pest Management
Service Fees Increase Fund
Used to recover costs lost during the economic downturn

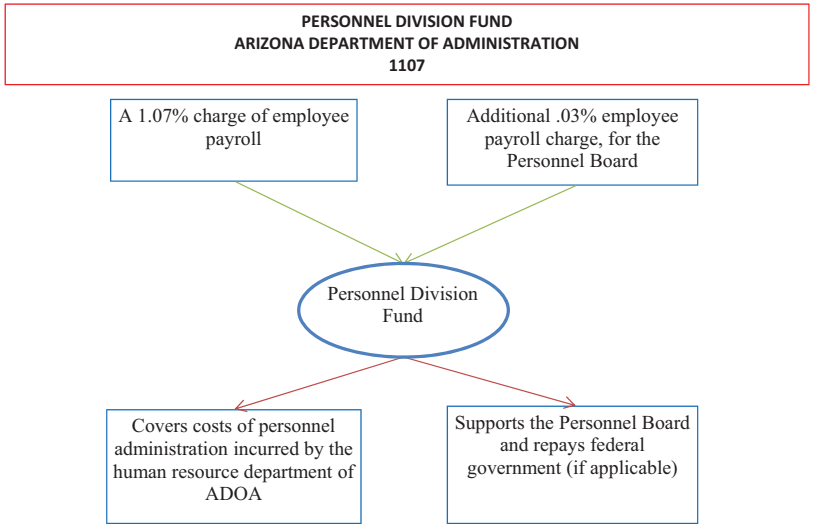
PERSONNEL DIVISION FUND
ARIZONA DEPARTMENT OF ADMINISTRATION
1107
A 1.07% charge of employee payroll
Additional .03% employee payroll charge, for the Personnel Board
Personnel Division Fund
Covers costs of personnel administration incurred by the human resource department of ADOA
Supports the Personnel Board and repays federal government (if applicable)

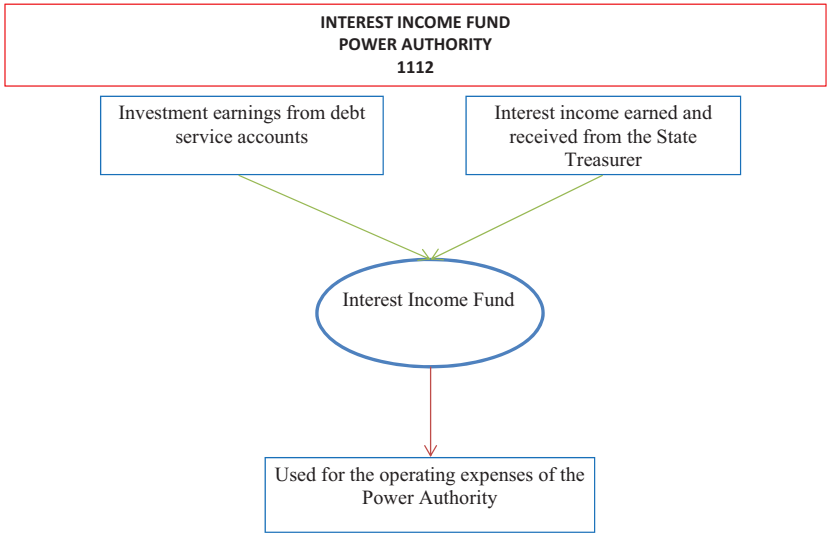
INTEREST INCOME FUND
POWER AUTHORITY
1112
Investment earnings from debt service accounts
Interest income earned and received from the State Treasurer
Interest Income Fund
Used for the operating expenses of the Power Authority

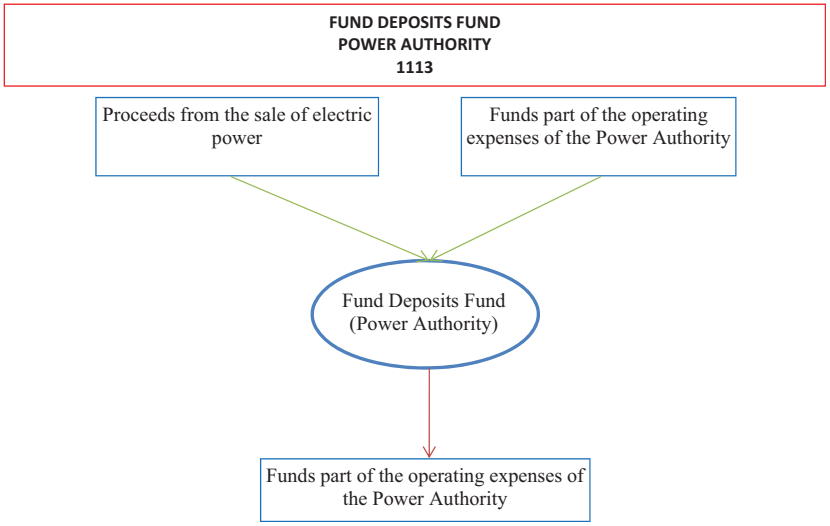
FUND DEPOSITS FUND
POWER AUTHORITY
1113
Proceeds from the sale of electric power
Funds part of the operating expenses of the Power Authority
Fund Deposits Fund (Power Authority)
Funds part of the operating expenses of the Power Authority

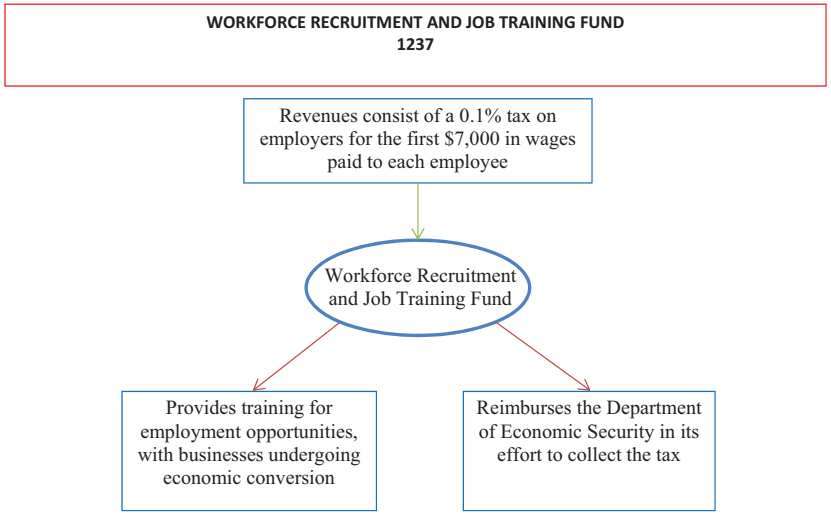
WORKFORCE RECRUITMENT AND JOB TRAINING FUND
1237
Revenues consist of a 0.1% tax on employers for the first $7,000 in wages paid to each employee
Workforce Recruitment and Job Training Fund
Provides training for employment opportunities, with businesses undergoing economic conversion
Reimburses the Department of Economic Security in its effort to collect the tax

AGRICULTURAL CONSULTING/TRAINING PROGRAM FUND
ARIZONA DEPARTMENT OF AGRICULTURE
1239

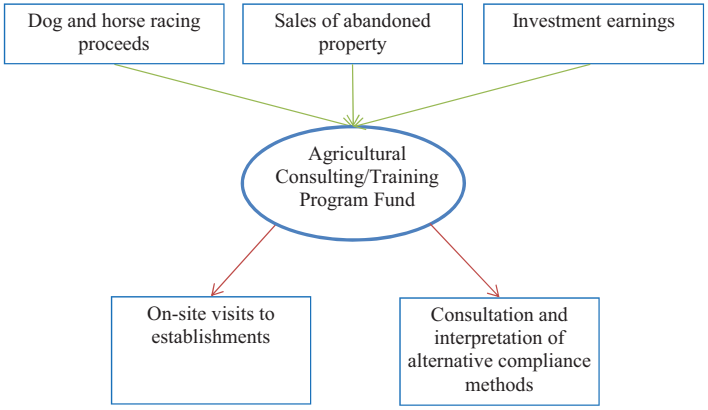

Prepared by OSPB

Arizona Department of Agriculture

ARIZONA WATER PROTECTION FUND
DEPARTMENT OF WATER RESOURCES
1302

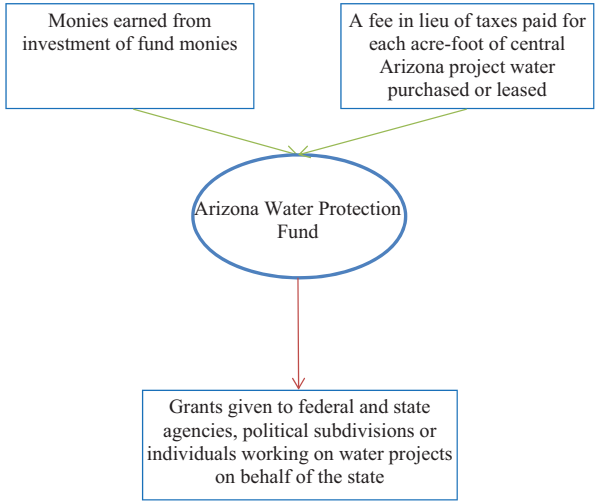

PROPOSITION 204 PROTECTION ACCOUNT (TPTF) FUND
ARIZONA HEALTH CARE COST CONTAINMENT SYSTEM
1303

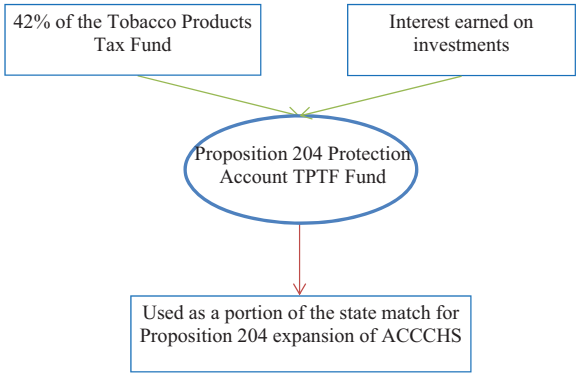

RESERVATION SURCHARGE REVOLVING FUND
STATE PARKS BOARD
1304

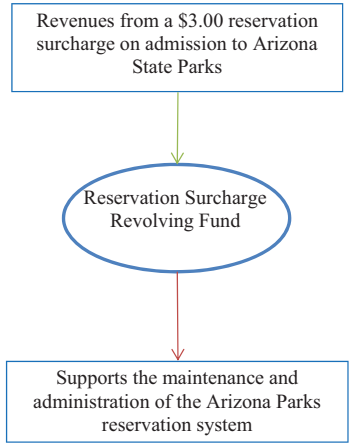

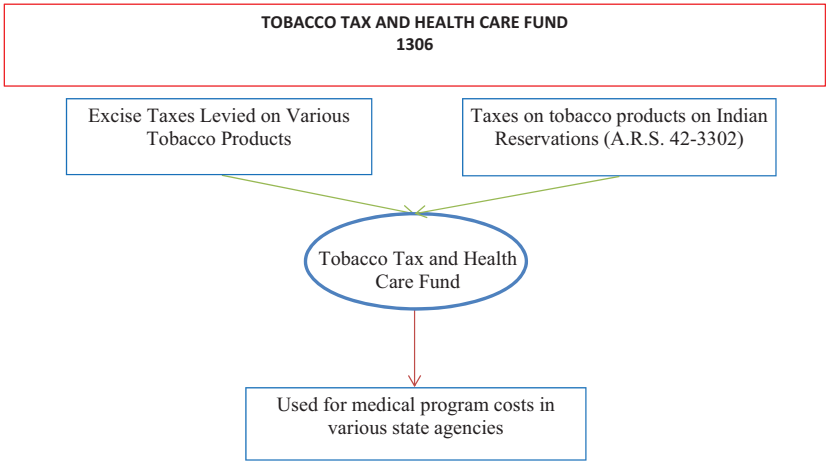
TOBACCO TAX AND HEALTH CARE FUND
1306
Excise Taxes Levied on Various Tobacco Products
Taxes on tobacco products on Indian Reservations (A.R.S. 42-3302)
Tobacco Tax and Health Care Fund
Used for medical program costs in various state agencies

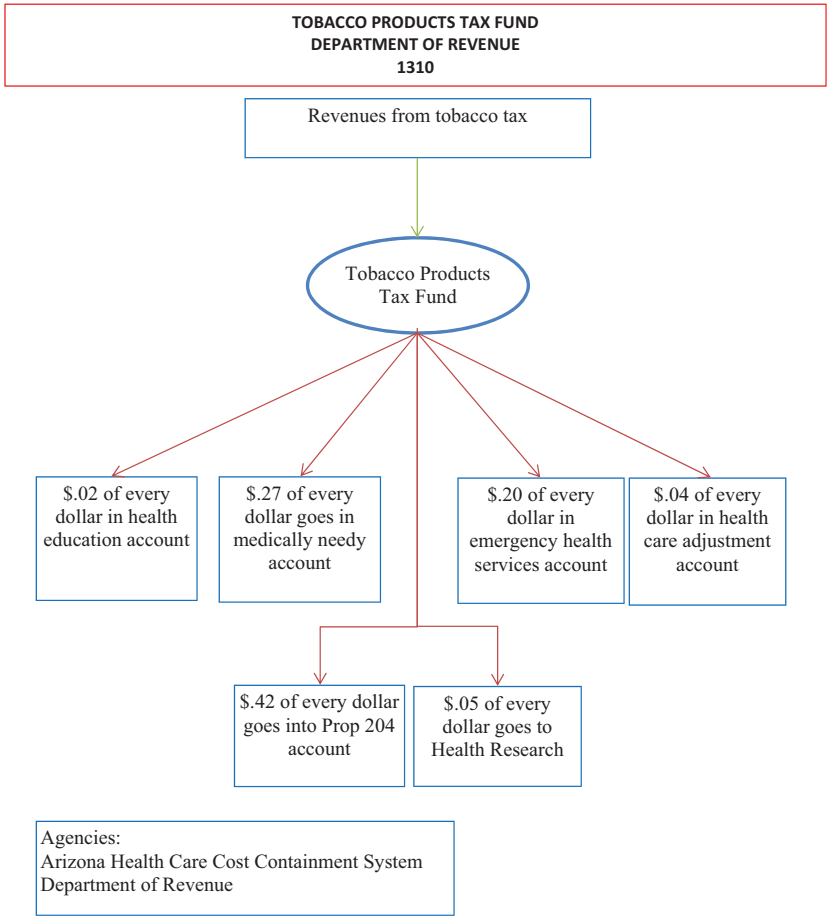
TOBACCO PRODUCTS TAX FUND
DEPARTMENT OF REVENUE
1310
Revenues from tobacco tax
Tobacco Products Tax Fund
$.02 of every dollar in health education account
$.27 of every dollar goes in medically needy account
$.20 of every dollar in emergency health services account
$.04 of every dollar in health care adjustment account
$.42 of every dollar goes into Prop 204 account
$.05 of every dollar goes to Health Research
Agencies:
Arizona Health Care Cost Containment System
Department of Revenue

RETIREMENT SYSTEM APPROPRIATED FUND
ARIZONA STATE RETIREMENT SYSTEM
1401

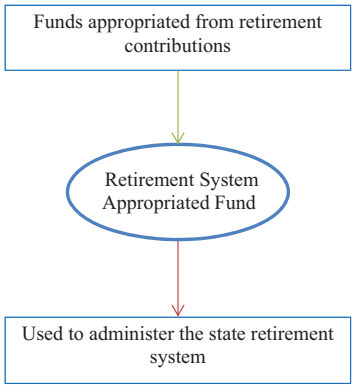

U OF A MAIN CAMPUS - COLLECTIONS - APPROPRIATED FUND
1402

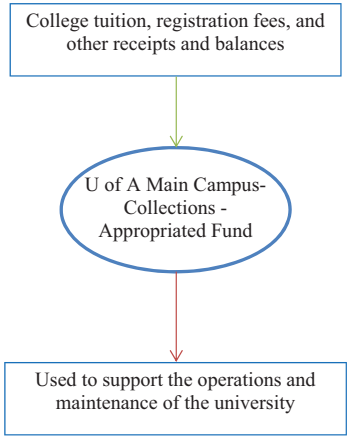

ARIZONA STATE RETIREMENT SYSTEM-NON APPROPRIATED FUND
1407

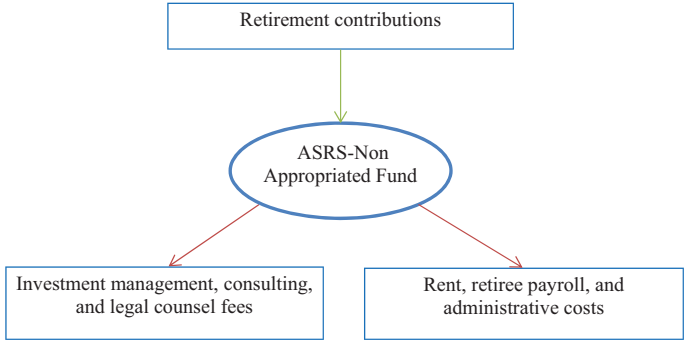

Agencies:
Arizona State Retirement System
State Treasurer

LTD TRUST FUND
ARIZONA STATE RETIREMENT SYSTEM
1408

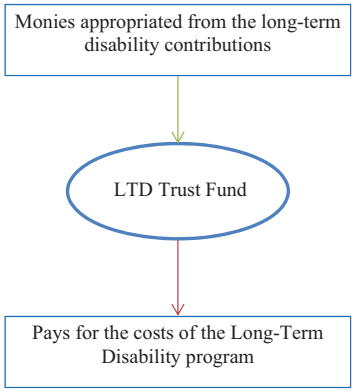

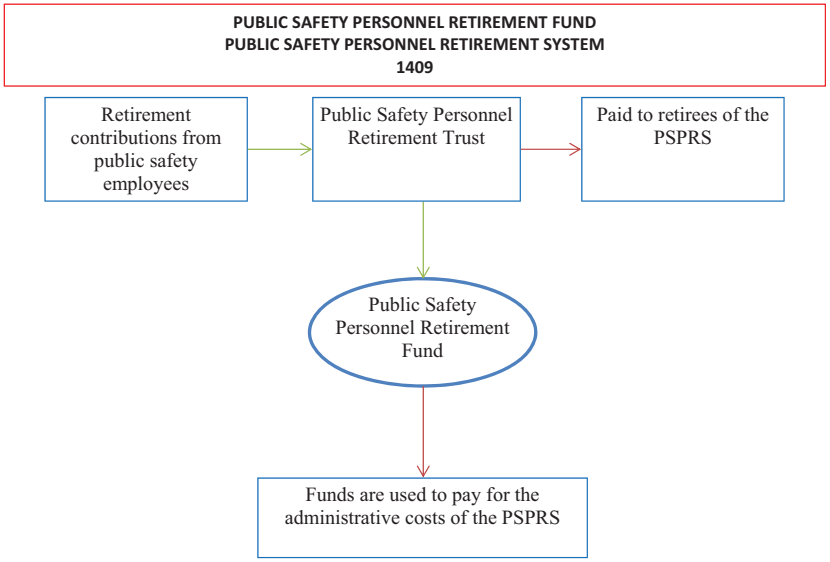
PUBLIC SAFETY PERSONNEL RETIREMENT FUND
PUBLIC SAFETY PERSONNEL RETIREMENT SYSTEM
1409
Retirement contributions from public safety employees
Public Safety Personnel Retirement Trust
Paid to retirees of the PSPRS
Public Safety Personnel Retirement Fund
Funds are used to pay for the administrative costs of the PSPRS

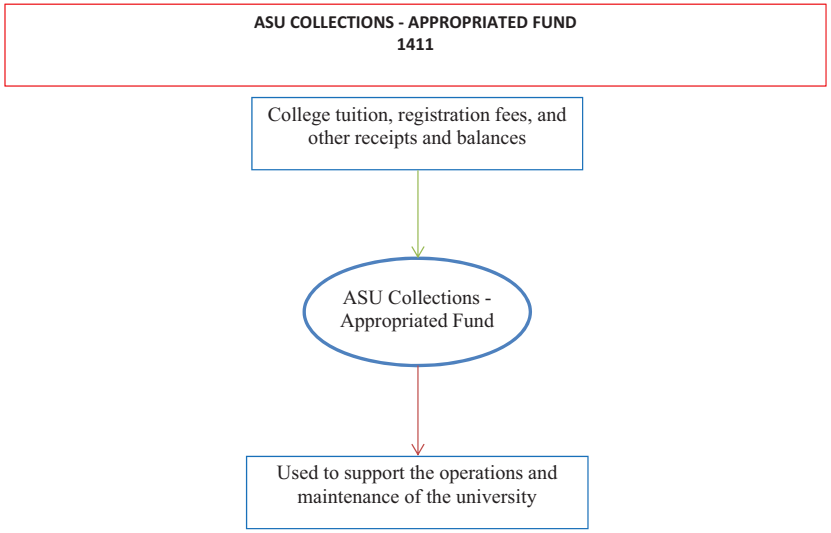
ASU COLLECTIONS - APPROPRIATED FUND
1411
College tuition, registration fees, and other receipts and balances
ASU Collections - Appropriated Fund
Used to support the operations and maintenance of the university

NAU COLLECTIONS - APPROPRIATED FUND
NORTHERN ARIZONA UNIVERSITY
1421

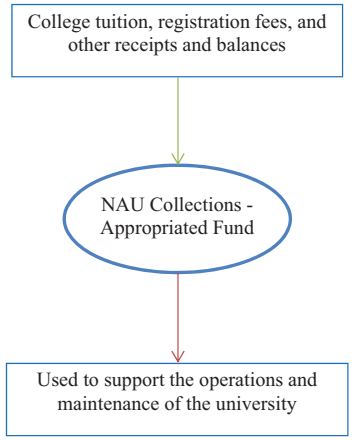

DOR EXCISE AND PRIVILEGE FUND
DEPARTMENT OF REVENUE
1510

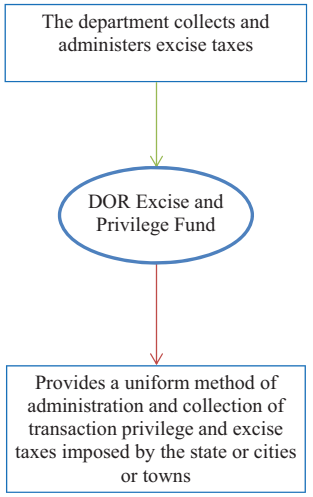

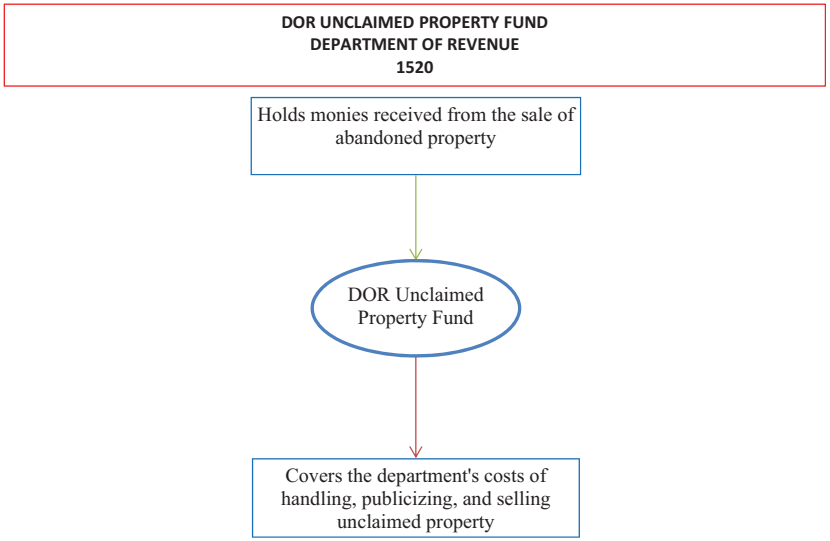
DOR UNCLAIMED PROPERTY FUND
DEPARTMENT OF REVENUE
1520
Holds monies received from the sale of abandoned property
DOR Unclaimed Property Fund
Covers the department's costs of handling, publicizing, and selling unclaimed property

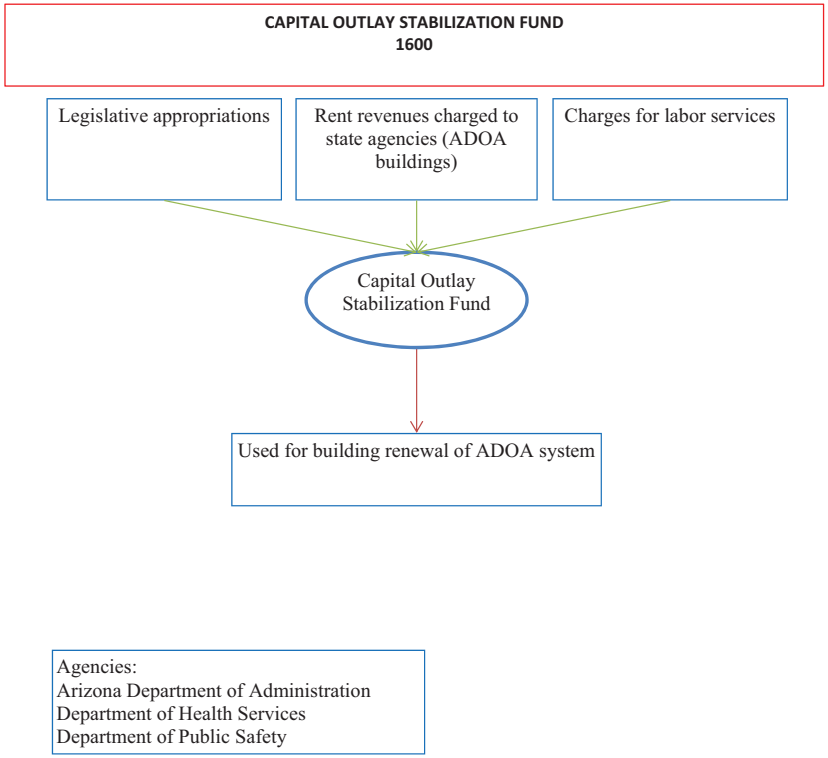
CAPITAL OUTLAY STABILIZATION FUND
1600
Legislative appropriations
Rent revenues charged to state agencies (ADOA buildings)
Charges for labor services
Capital Outlay Stabilization Fund
Used for building renewal of ADOA system
Agencies:
Arizona Department of Administration
Department of Health Services
Department of Public Safety

MICROSOFT SETTLEMENT FUND
ATTORNEY GENERAL - DEPARTMENT OF LAW
1992

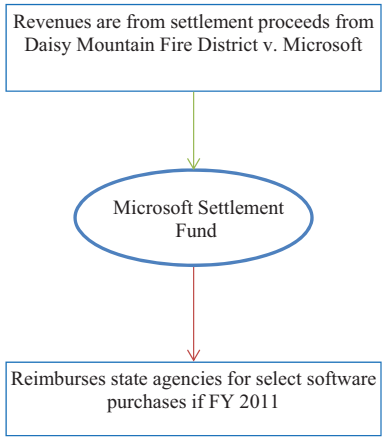

DOR ADMINISTRATIVE FUND
DEPARTMENT OF REVENUE
1993

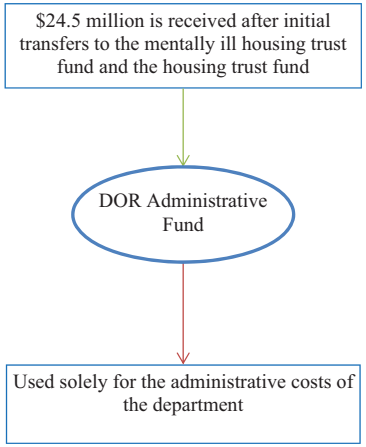

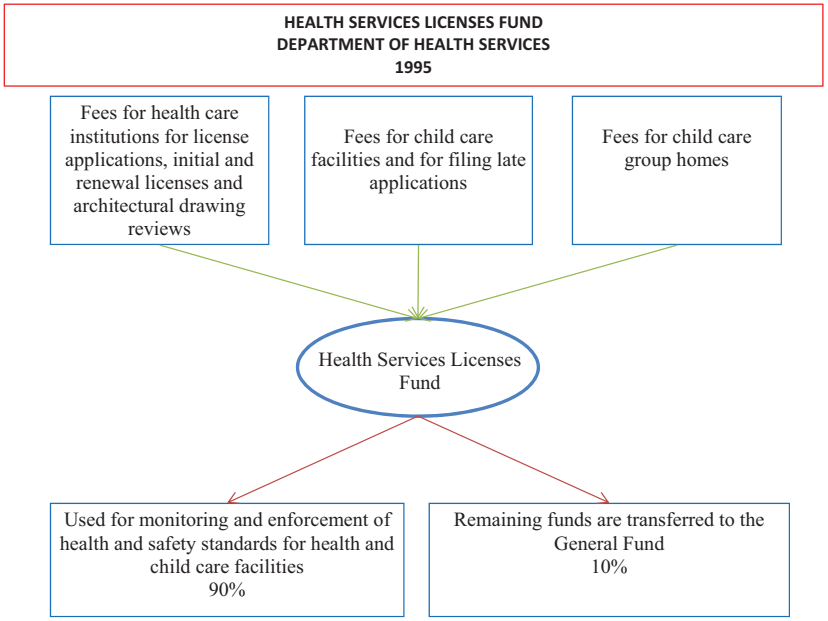
HEALTH SERVICES LICENSES FUND
DEPARTMENT OF HEALTH SERVICES
1995
Fees for health care institutions for license applications, initial and renewal licenses and architectural drawing reviews
Fees for child care facilities and for filing late applications
Fees for child care group homes
Health Services Licenses Fund
Used for monitoring and enforcement of health and safety standards for health and child care facilities
90%
Remaining funds are transferred to the General Fund
10%

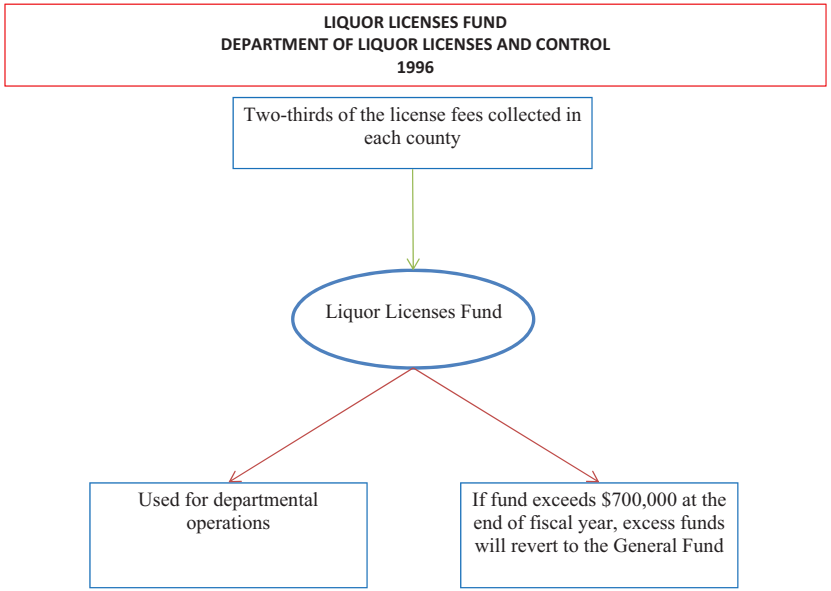
LIQUOR LICENSES FUND
DEPARTMENT OF LIQUOR LICENSES AND CONTROL
1996
Two-thirds of the license fees collected in each county
Liquor Licenses Fund
Used for departmental operations
If fund exceeds $700,000 at the end of fiscal year, excess funds will revert to the General Fund

MORTGAGE RECOVERY FUND
STATE DEPARTMENT OF FINANCIAL INSTITUTIONS
1997

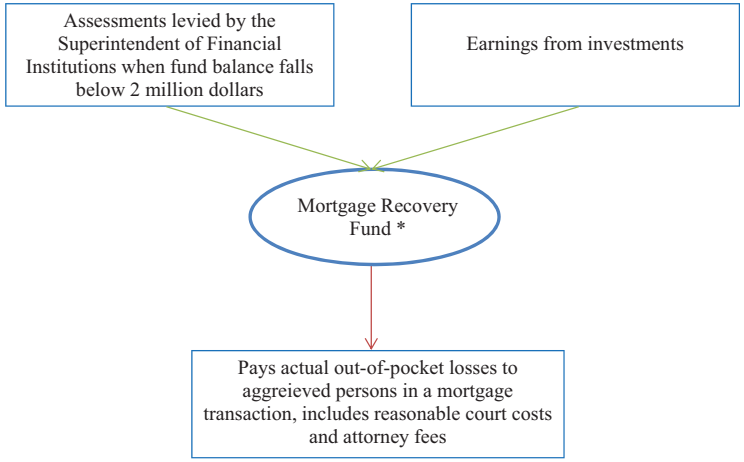

* ARS 6-991.01
E. The mortgage recovery fund's liability shall not exceed:
1. Two hundred thousand dollars for each transaction, regardless of the number of persons aggrieved or the number of licensees or parcels of real estate involved.
2. Five hundred thousand dollars for each licensee.
F. The liability of the fund for the acts of a licensed loan originator is terminated on the issuance of orders authorizing payments from the fund in an aggregate amount as prescribed by subsection E of this section.
G. The fund is liable to pay only against the license of a natural person, not on that of a corporation, a partnership or any other fictitious entity.

FINANCIAL SERVICES FUND
STATE DEPARTMENT OF FINANCIAL INSTITUTIONS
1998

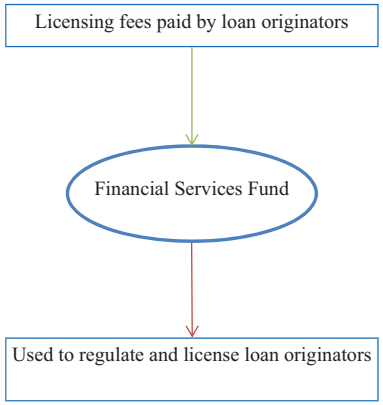

CAPITOL POLICE TOWING FUND
1999

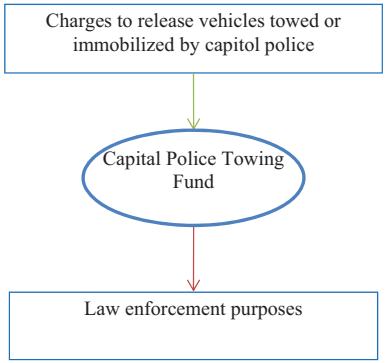

Agencies:
Arizona Department of Administration
Department of Public Safety

FEDERAL GRANT FUND 2000ADA
ARIZONA DEPARTMENT OF ADMINISTRATION
2000ADA

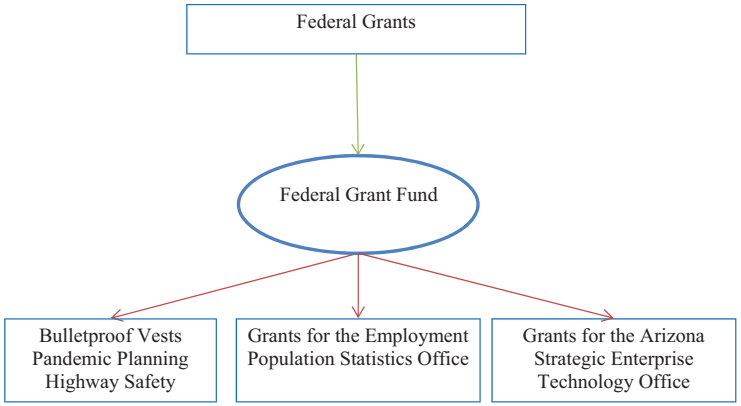

FEDERAL GRANT FUND
RADIATION REGULATORY AGENCY
2000AEA

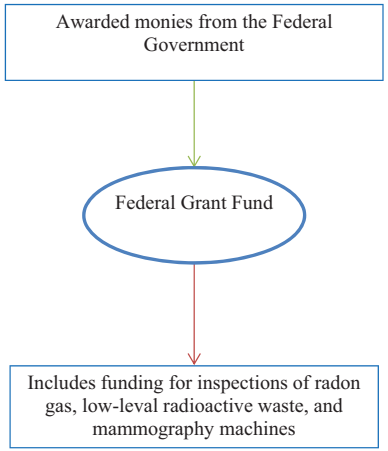

FEDERAL GRANT FUND
GOVERNOR'S OFFICE FOR EQUAL OPPORTUNITY
2000AFA

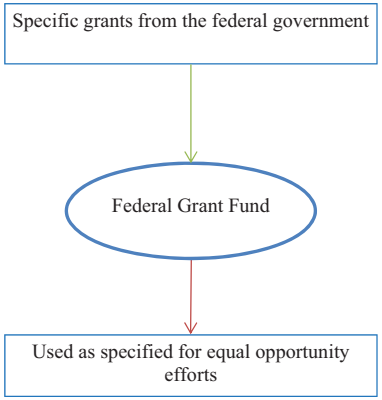

FEDERAL GRANT FUND
ATTORNEY GENERAL - DEPARTMENT OF LAW
2000AGA

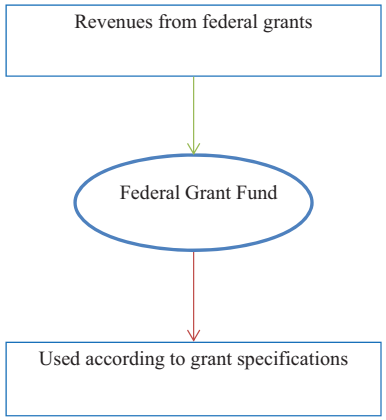

FEDERAL GRANT FUND
ARIZONA DEPARTMENT OF AGRICULTURE
2000AHA

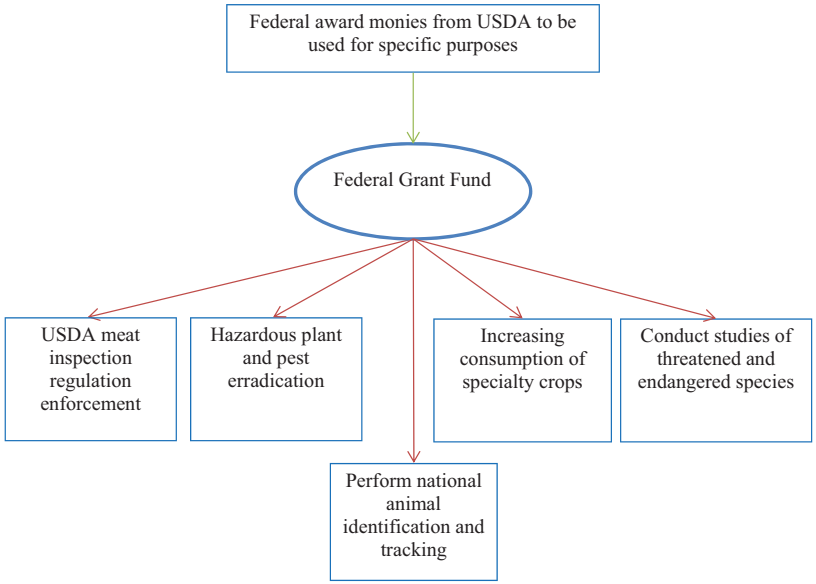

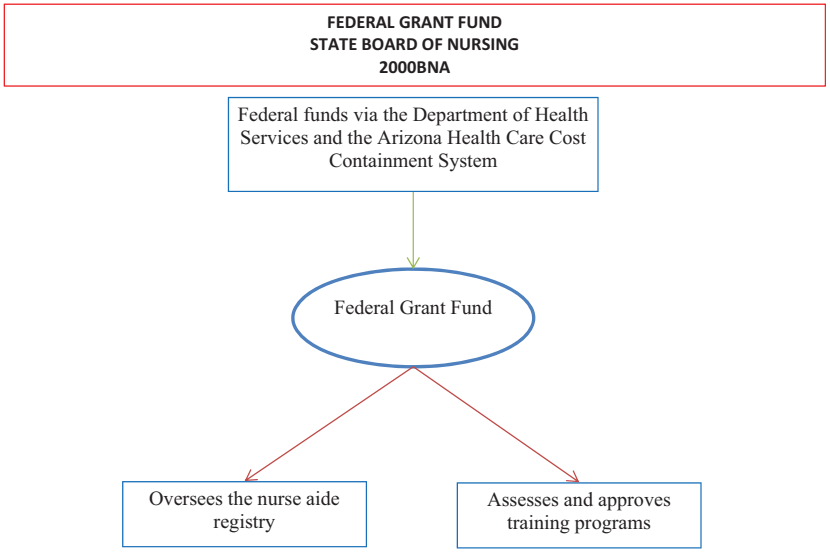
FEDERAL GRANT FUND
STATE BOARD OF NURSING
2000BNA
Federal funds via the Department of Health Services and the Arizona Health Care Cost Containment System
Federal Grant Fund
Oversees the nurse aide registry
Assesses and approves training programs

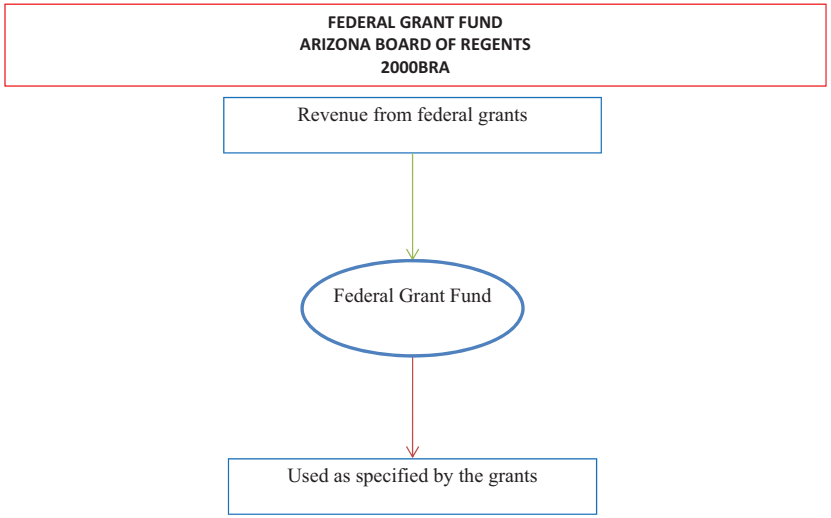
FEDERAL GRANT FUND
ARIZONA BOARD OF REGENTS
2000BRA
Revenue from federal grants
Federal Grant Fund
Used as specified by the grants

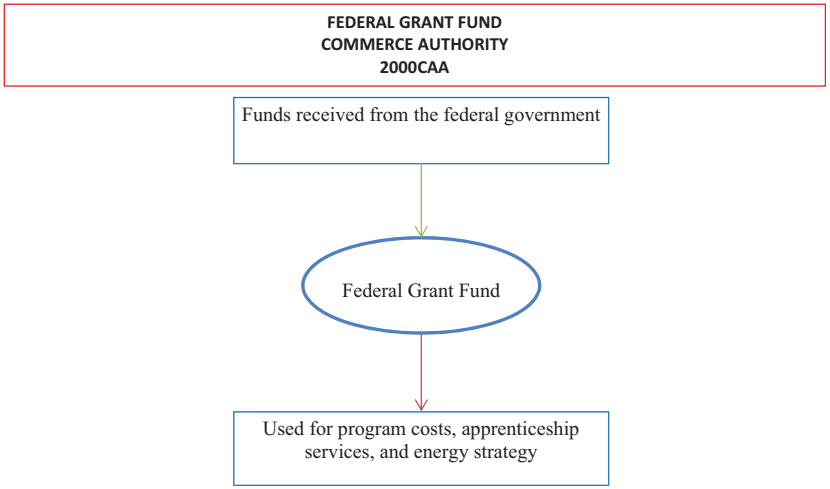
FEDERAL GRANT FUND
COMMERCE AUTHORITY
2000CAA
Funds received from the federal government
Federal Grant Fund
Used for program costs, apprenticeship services, and energy strategy

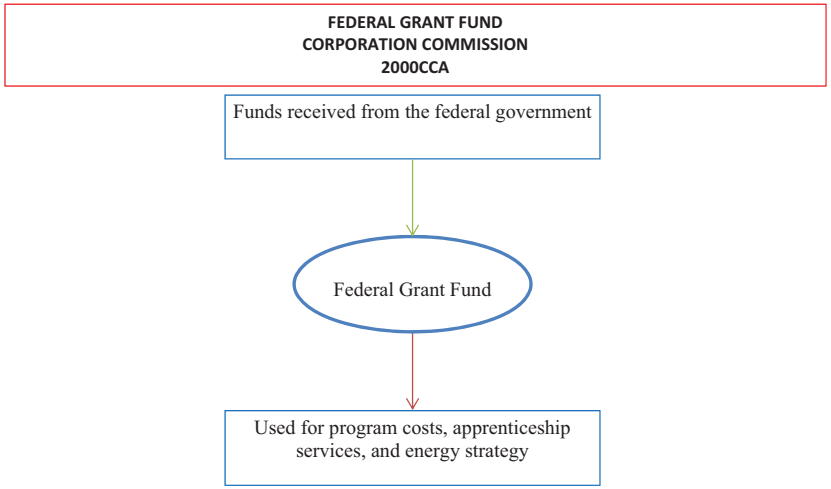
FEDERAL GRANT FUND
CORPORATION COMMISSION
2000CCA
Funds received from the federal government
Federal Grant Fund
Used for program costs, apprenticeship services, and energy strategy

FEDERAL GRANT FUND
EARLY CHILDHOOD DEVELOPMENT AND HEALTH BOARD
2000CDA

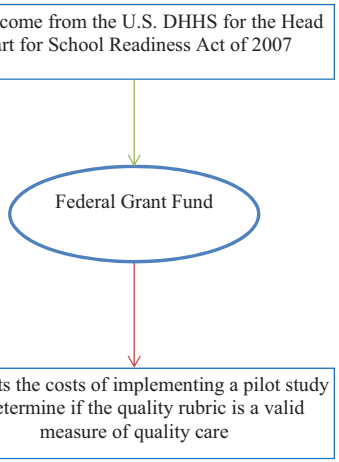

FEDERAL GRANT FUND
DEPARTMENT OF CORRECTIONS
2000DCA

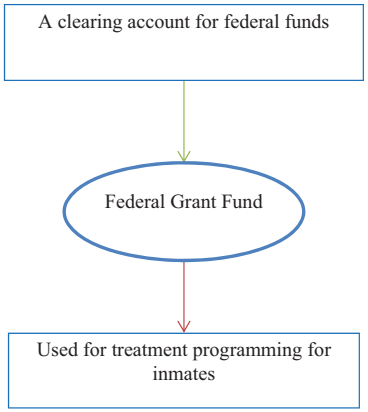

FEDERAL GRANT FUND
DEPARTMENT OF ECONOMIC SECURITY
2000DEA

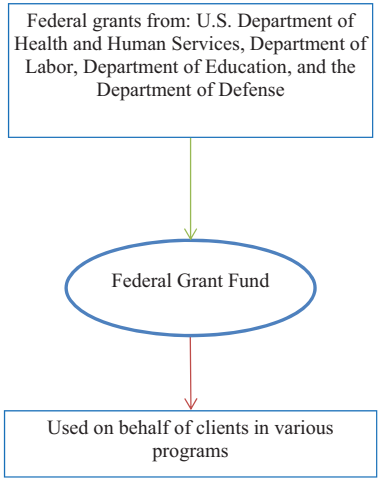

FEDERAL GRANT FUND
DEPARTMENT OF JUVENILE CORRECTIONS
2000DJA

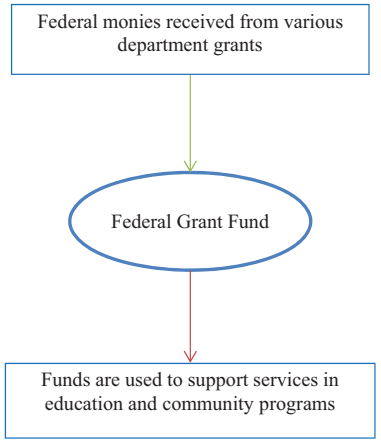

FEDERAL GRANT FUND
DEPARTMENT OF EDUCATION
2000EDA

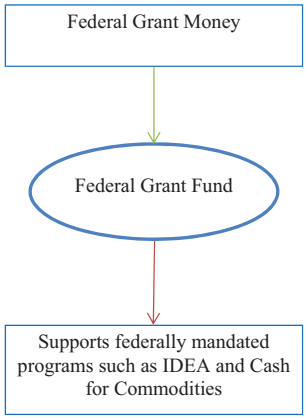

FEDERAL GRANT FUND
DEPARTMENT OF ENVIRONMENTAL QUALITY
2000EVA

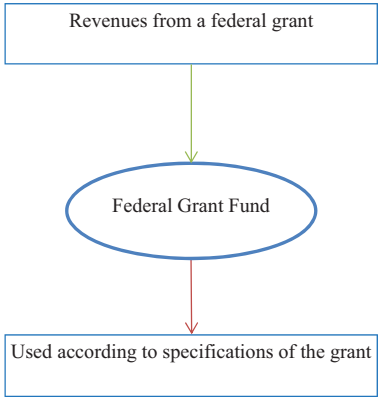

FEDERAL GRANT FUND
ARIZONA GAME AND FISH DEPARTMENT
2000GFA

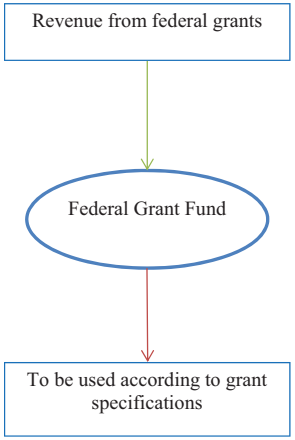

FEDERAL GRANT FUND
GOVERNOR'S OFFICE OF HIGHWAY SAFETY
2000GHA

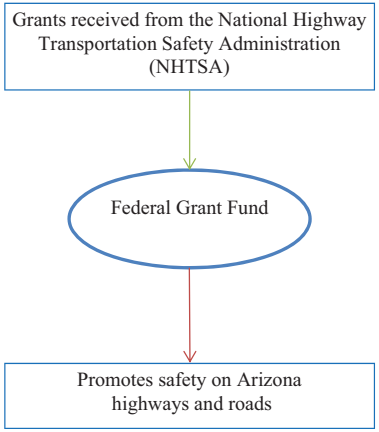

FEDERAL GRANT FUND
ARIZONA GEOLOGICAL SURVEY
2000GSA

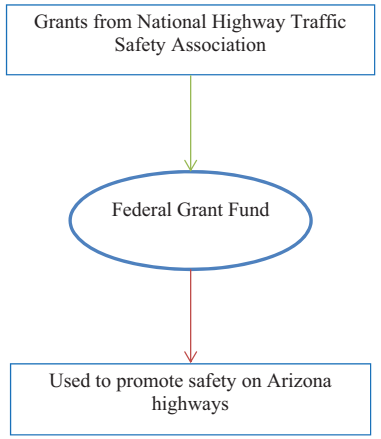

FEDERAL GRANT FUND
OFFICE OF THE GOVERNOR
2000GVA

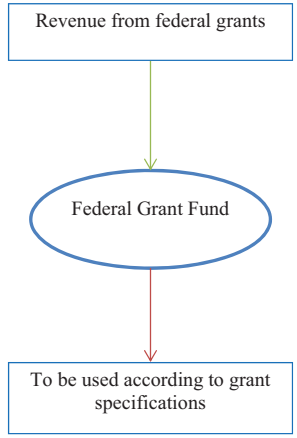

FEDERAL GRANT FUND
ARIZONA HEALTH CARE COST CONTAINMENT SYSTEM
2000HCA

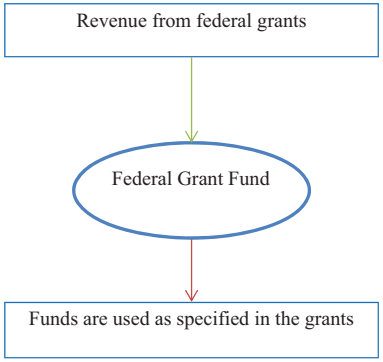

FEDERAL GRANT FUND
ARIZONA DEPARTMENT OF HOUSING
2000HDA

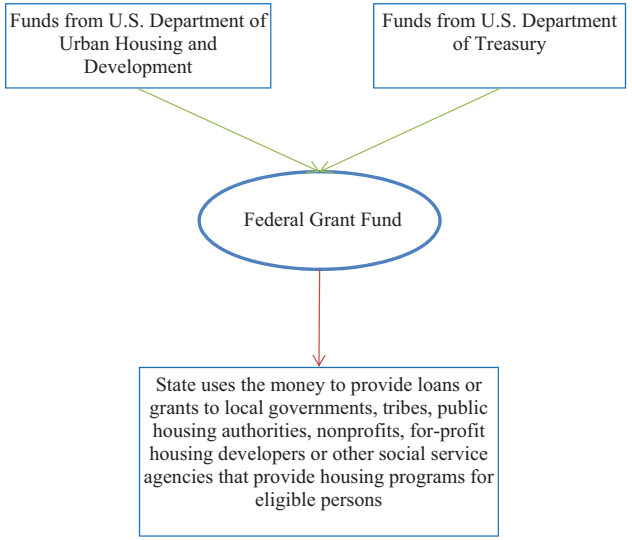

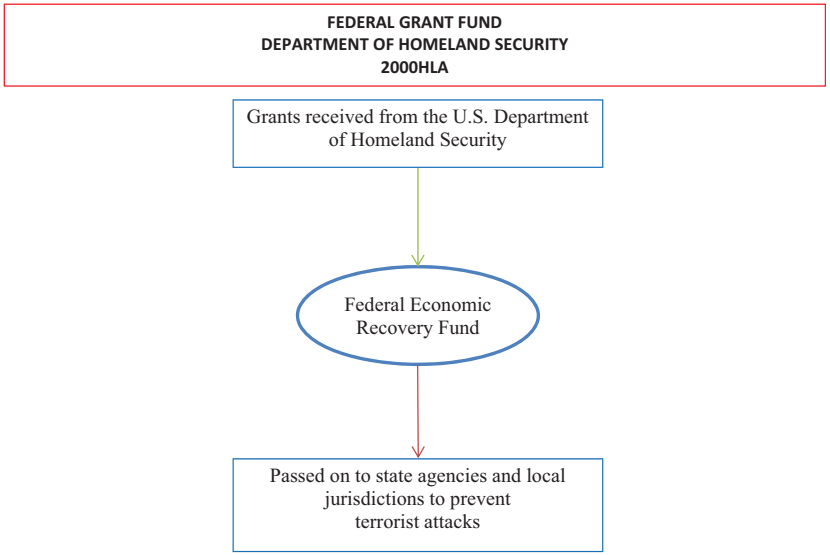
FEDERAL GRANT FUND
DEPARTMENT OF HOMELAND SECURITY
2000HLA
Grants received from the U.S. Department of Homeland Security
Federal Economic Recovery Fund
Passed on to state agencies and local jurisdictions to prevent terrorist attacks

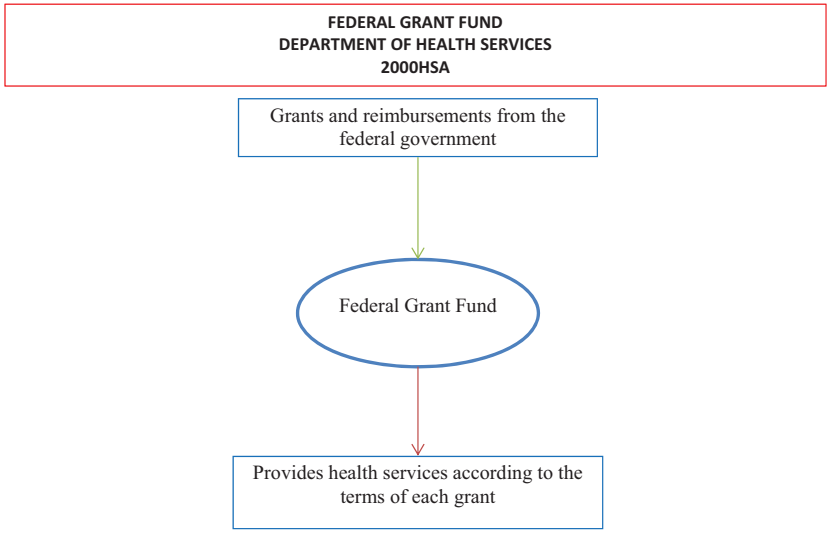
FEDERAL GRANT FUND
DEPARTMENT OF HEALTH SERVICES
2000HSA
Grants and reimbursements from the federal government
Federal Grant Fund
Provides health services according to the terms of each grant

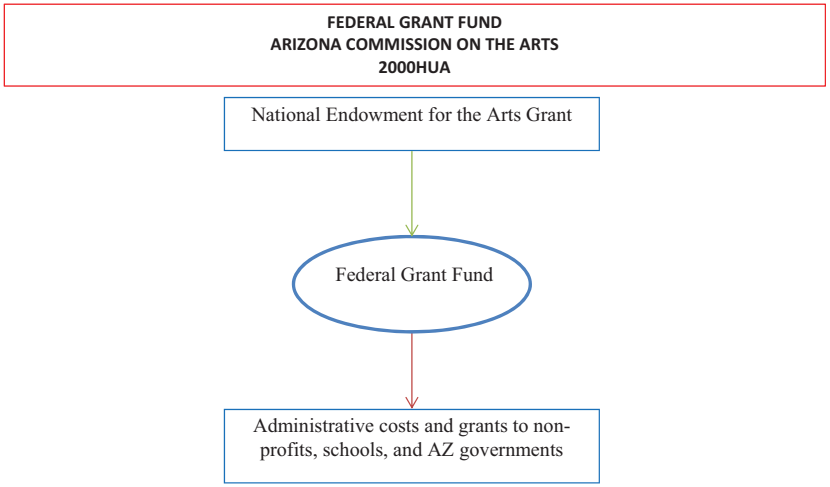

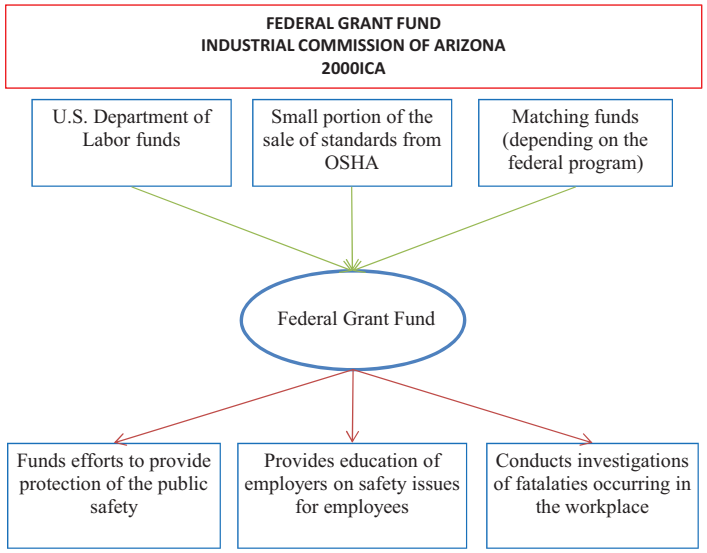

Prepared by OSPB

Industrial Commission of Arizona

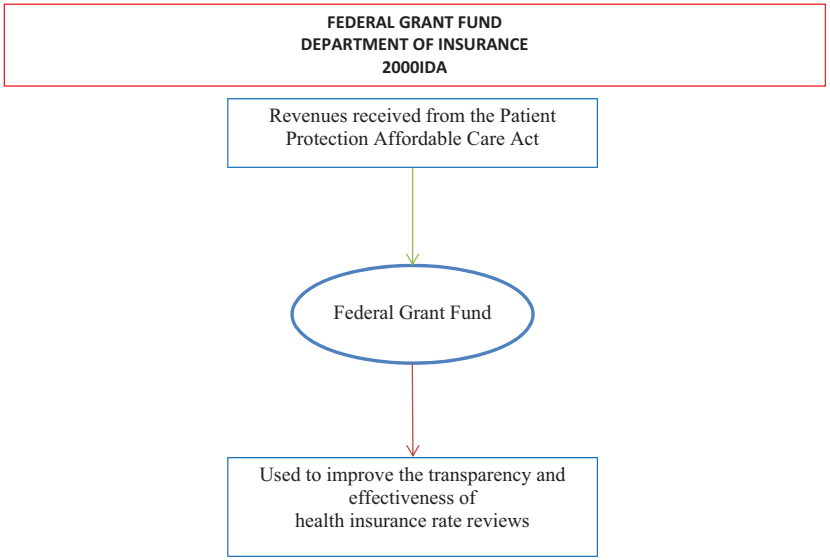
FEDERAL GRANT FUND
DEPARTMENT OF INSURANCE
2000IDA
Revenues received from the Patient Protection Affordable Care Act
Federal Grant Fund
Used to improve the transparency and effectiveness of health insurance rate reviews

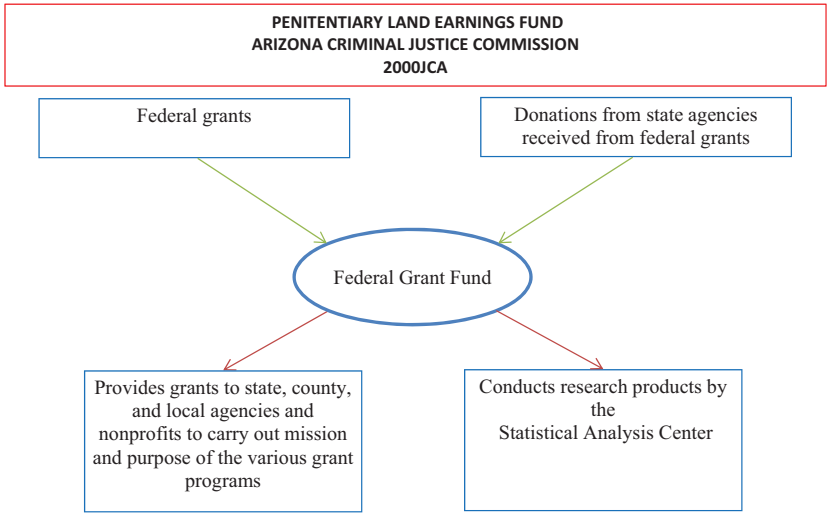
PENITENTIARY LAND EARNINGS FUND
ARIZONA CRIMINAL JUSTICE COMMISSION
2000JCA
Federal grants
Donations from state agencies received from federal grants
Federal Grant Fund
Provides grants to state, county, and local agencies and nonprofits to carry out mission and purpose of the various grant programs
Conducts research products by the Statistical Analysis Center

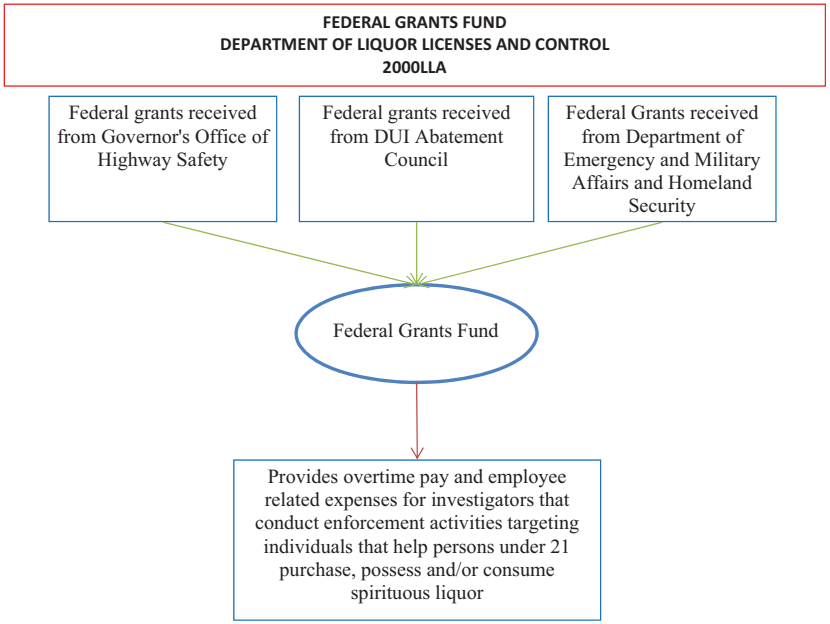
FEDERAL GRANTS FUND
DEPARTMENT OF LIQUOR LICENSES AND CONTROL
2000LLA
Federal grants received from Governor's Office of Highway Safety
Federal grants received from DUI Abatement Council
Federal Grants received from Department of Emergency and Military Affairs and Homeland Security
Federal Grants Fund
Provides overtime pay and employee related expenses for investigators that conduct enforcement activities targeting individuals that help persons under 21 purchase, possess and/or consume spirituous liquor

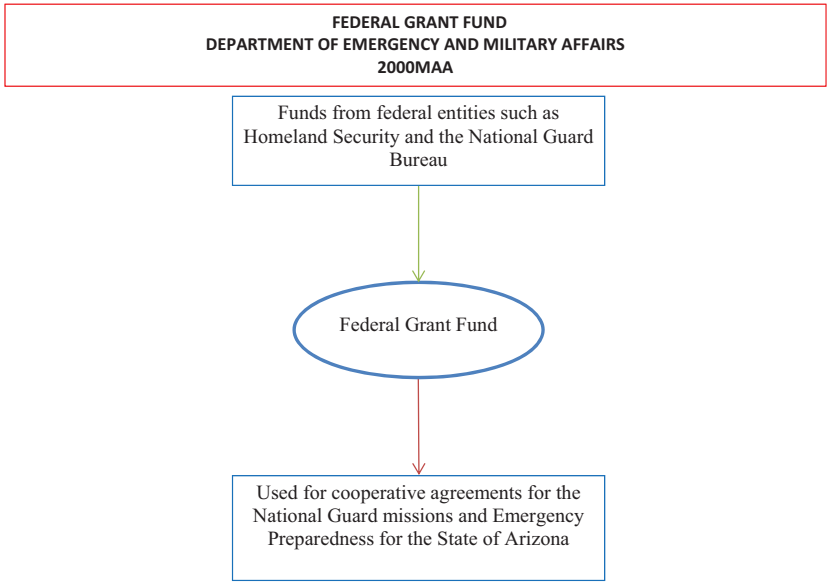
FEDERAL GRANT FUND
DEPARTMENT OF EMERGENCY AND MILITARY AFFAIRS
2000MAA
Funds from federal entities such as Homeland Security and the National Guard Bureau
Federal Grant Fund
Used for cooperative agreements for the National Guard missions and Emergency Preparedness for the State of Arizona

FEDERAL GRANT FUND
STATE MINE INSPECTOR
2000MIA

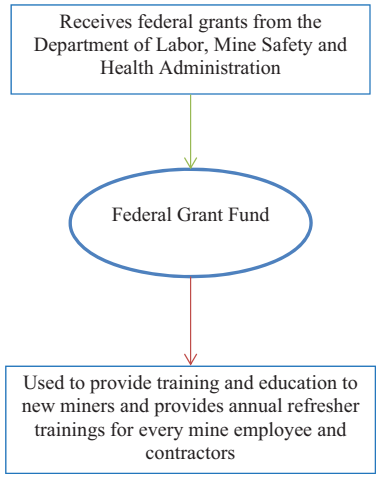

FEDERAL GRANT FUND
DEPARTMENT OF FIRE, BUILDING, AND LIFE SAFETY
2000MMA

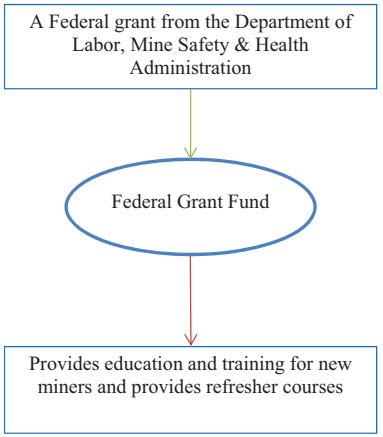

FEDERAL GRANT FUND
COMMISSION FOR POSTSECONDARY EDUCATION
2000PEA

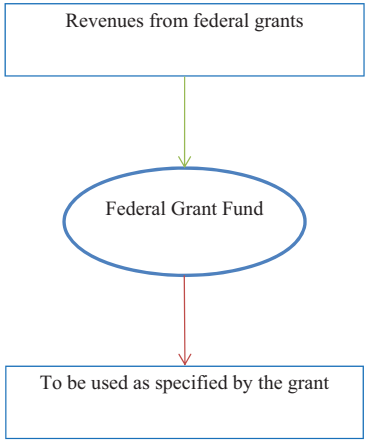

FEDERAL GRANT FUND
STATE PARKS BOARD
2000PRA

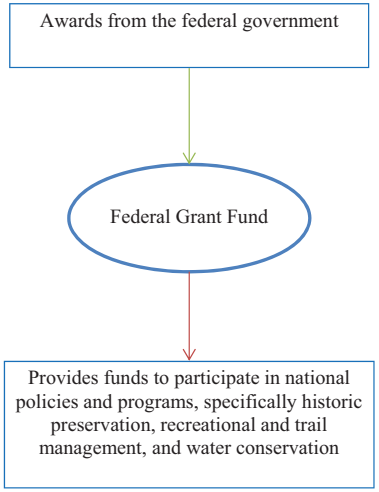

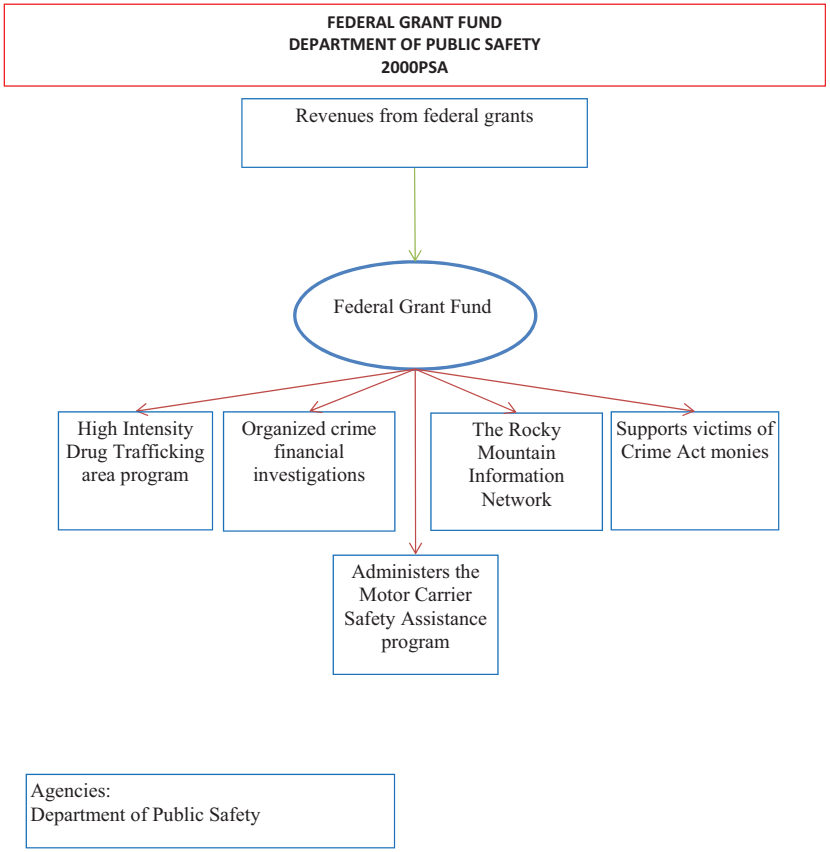
FEDERAL GRANT FUND
DEPARTMENT OF PUBLIC SAFETY
2000PSA
Revenues from federal grants
Federal Grant Fund
High Intensity Drug Trafficking area program
Organized crime financial investigations
The Rocky Mountain Information Network
Supports victims of Crime Act monies
Administers the Motor Carrier Safety Assistance program
Agencies:
Department of Public Safety

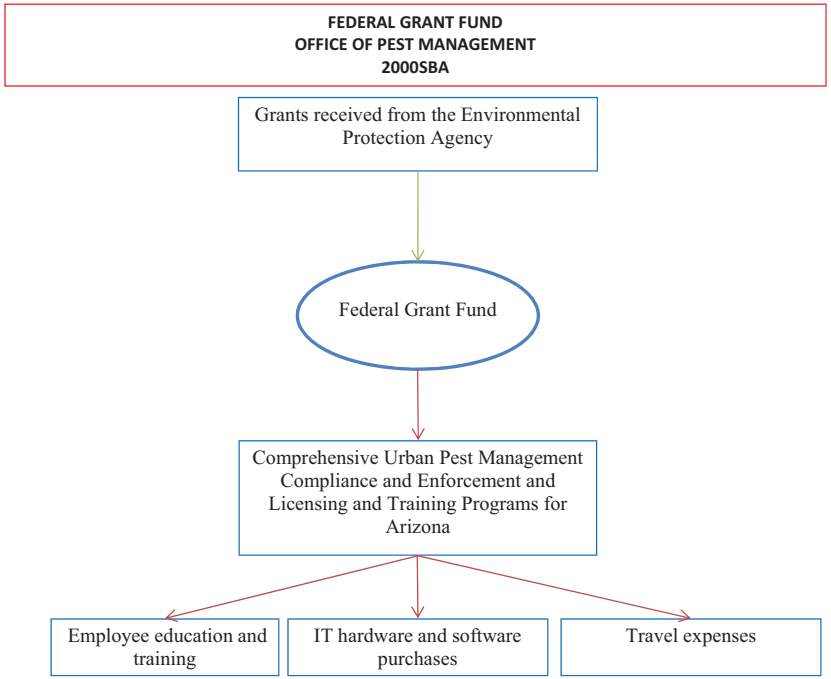
FEDERAL GRANT FUND
OFFICE OF PEST MANAGEMENT
2000SBA
Grants received from the Environmental Protection Agency
Federal Grant Fund
Comprehensive Urban Pest Management Compliance and Enforcement and Licensing and Training Programs for Arizona
Employee education and training
IT hardware and software purchases
Travel expenses

FEDERAL GRANT FUND
ARIZONA STATE SCHOOLS FOR THE DEAF AND THE BLIND
2000SDA

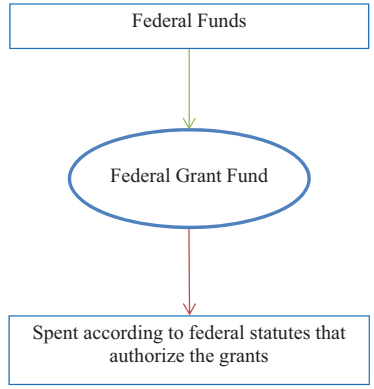

FEDERAL GRANT FUND
DEPARTMENT OF STATE, SECRETARY OF STATE
2000STA

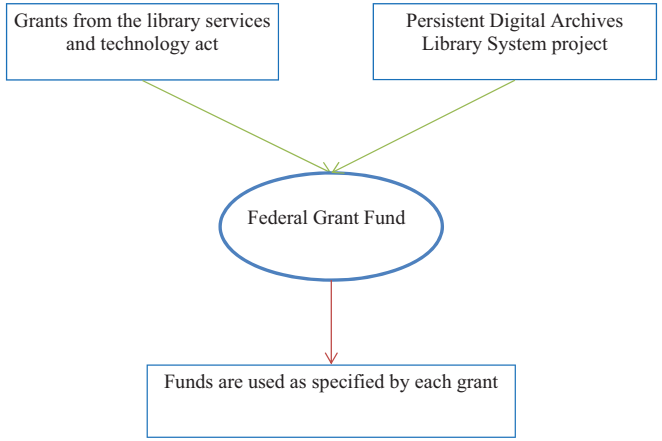

FEDERAL GRANT FUND
DEPARTMENT OF VETERANS' SERVICES
2000VSA

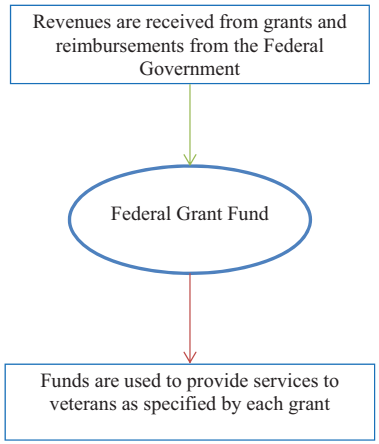

FEDERAL GRANT FUND
DEPARTMENT OF WATER RESOURCES
2000WCA

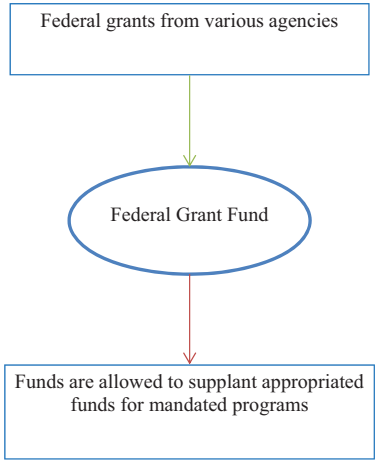

ACCOUNTANCY BOARD FUND
STATE BOARD OF ACCOUNTANCY
2001

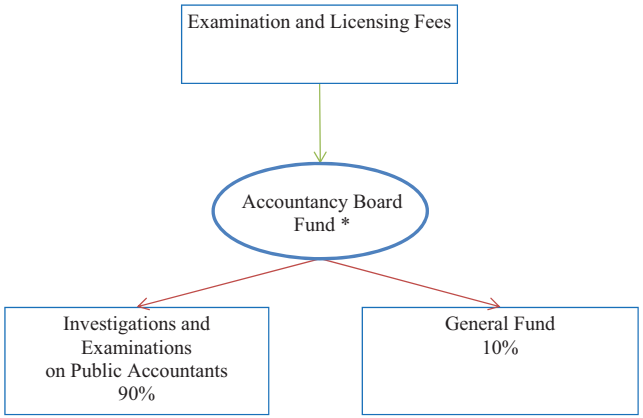

*Collections from penalties go directly to the General Fund

WORKFORCE INVESTMENT GRANT FUND
DEPARTMENT OF ECONOMIC SECURITY
2001F

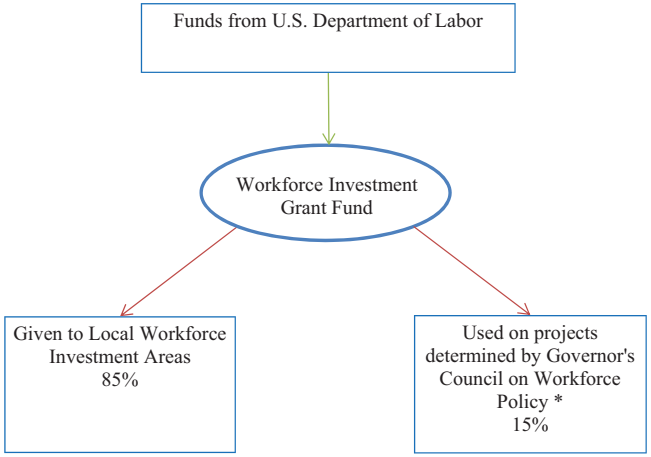

*No more than 5% may be used for administrative purposes

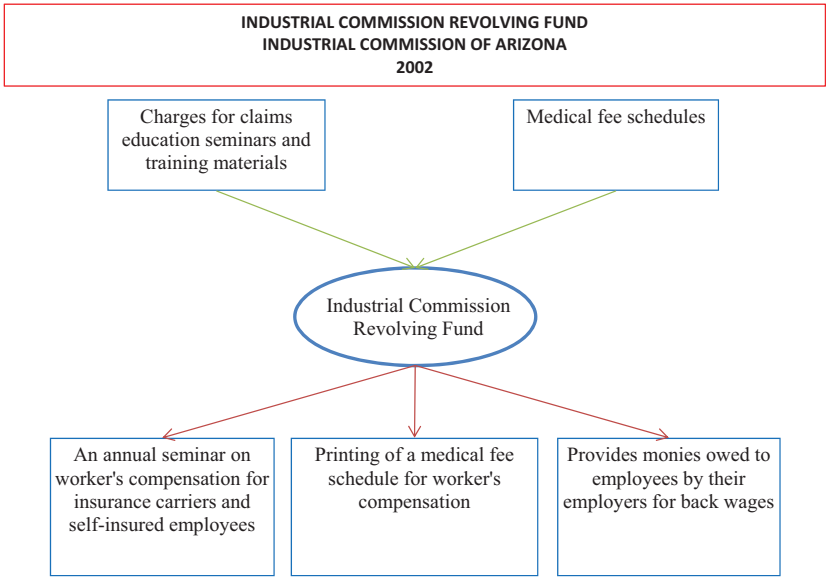
INDUSTRIAL COMMISSION REVOLVING FUND
INDUSTRIAL COMMISSION OF ARIZONA
2002
Charges for claims education seminars and training materials
Medical fee schedules
Industrial Commission Revolving Fund
An annual seminar on worker's compensation for insurance carriers and self-insured employees
Printing of a medical fee schedule for worker's compensation
Provides monies owed to employees by their employers for back wages

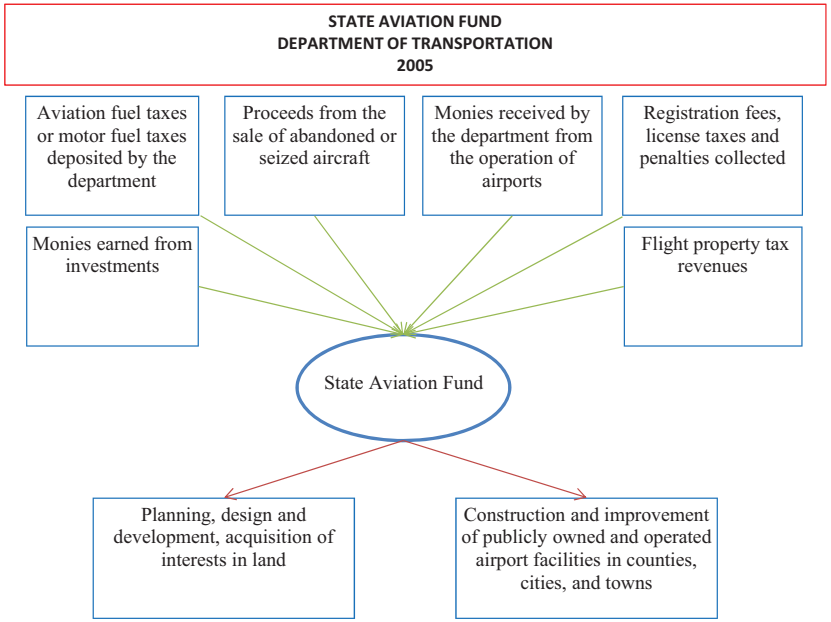
STATE AVIATION FUND
DEPARTMENT OF TRANSPORTATION
2005
Aviation fuel taxes or motor fuel taxes deposited by the department
Proceeds from the sale of abandoned or seized aircraft
Monies received by the department from the operation of airports
Registration fees, license taxes and penalties collected
Monies earned from investments
Flight property tax revenues
State Aviation Fund
Planning, design and development, acquisition of interests in land
Construction and improvement of publicly owned and operated airport facilities in counties, cities, and towns

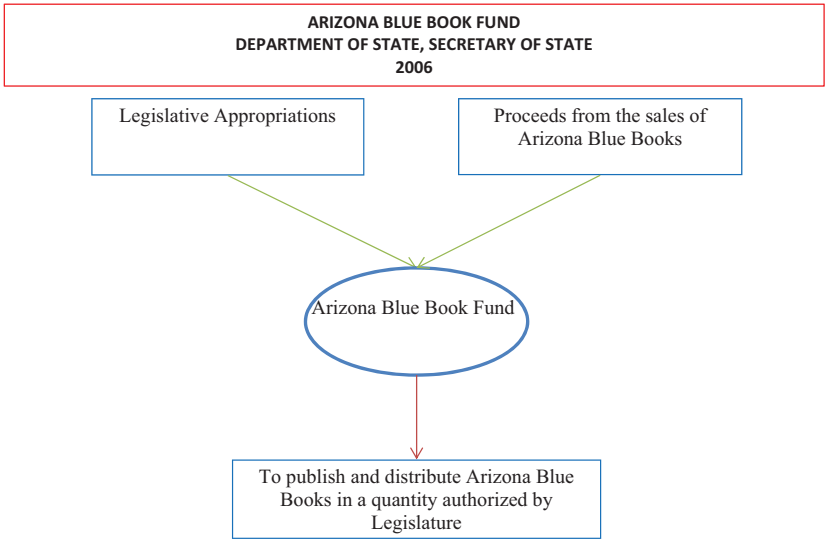

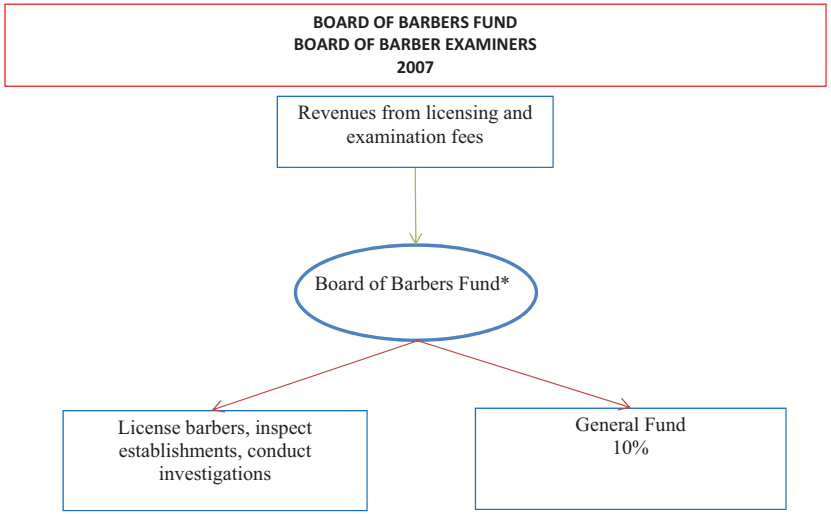

*Collections from penalties go directly to the General Fund

TEMPORARY ASSISTANCE FOR NEEDY FAMILIES (TANF) FUND
DEPARTMENT OF ECONOMIC SECURITY
2007F

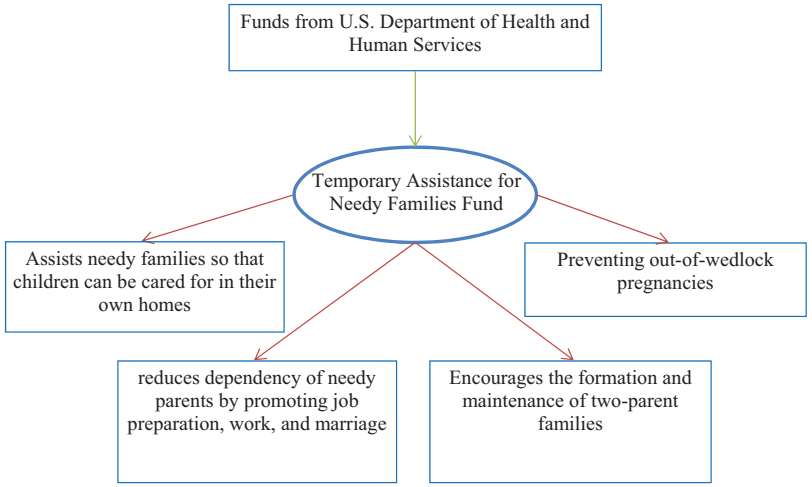

CHILD CARE AND DEVELOPMENT FUND
2008F

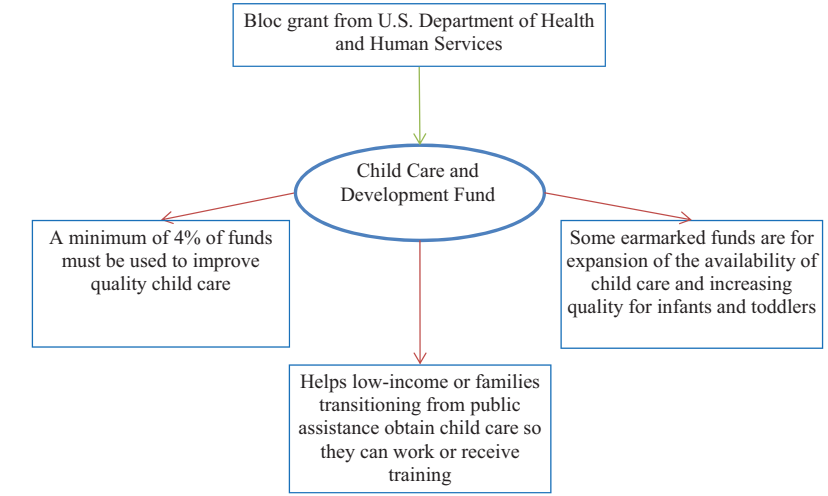

Agencies:
Department of Health Services
Department of Economic Security

CHIROPRATIC EXAMINERS HEALTH FUND
STATE BOARD OF CHIROPRACTIC EXAMINERS
2010

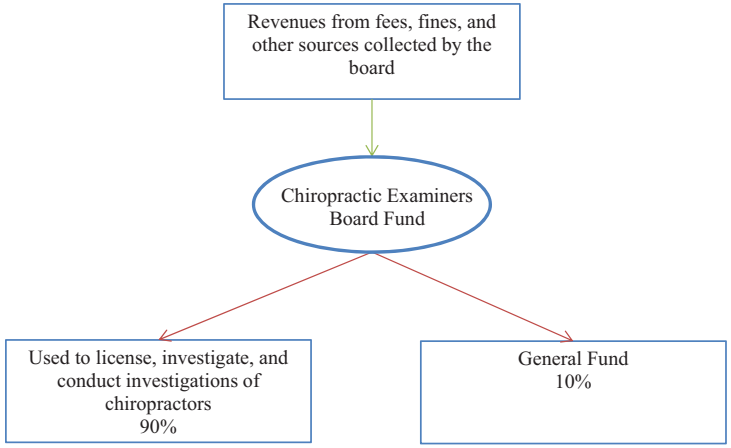

STATE GRANTS FUND
ARIZONA STATE SCHOOLS FOR THE DEAF AND THE BLIND
2011

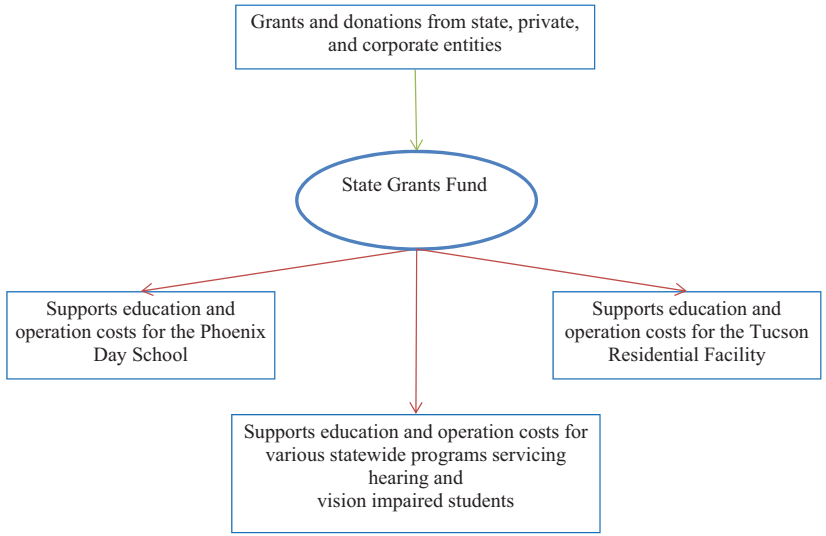

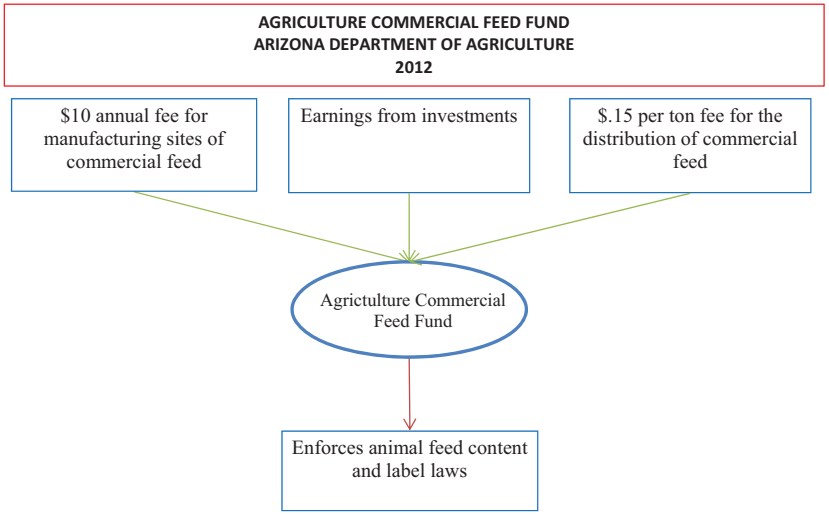
AGRICULTURE COMMERCIAL FEED FUND
ARIZONA DEPARTMENT OF AGRICULTURE
2012
$10 annual fee for manufacturing sites of commercial feed
Earnings from investments
$.15 per ton fee for the distribution of commercial feed
Agrictulture Commercial Feed Fund
Enforces animal feed content and label laws

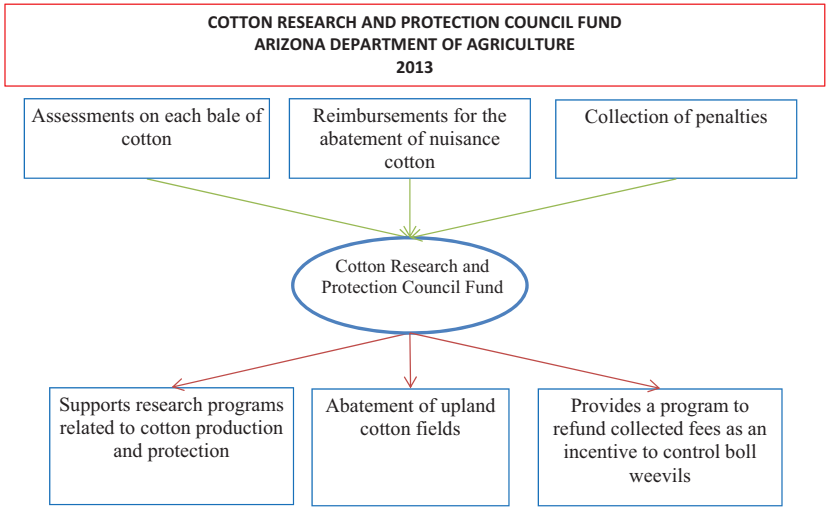
COTTON RESEARCH AND PROTECTION COUNCIL FUND
ARIZONA DEPARTMENT OF AGRICULTURE
2013
Assessments on each bale of cotton
Reimbursements for the abatement of nuisance cotton
Collection of penalties
Cotton Research and Protection Council Fund
Supports research programs related to cotton production and protection
Abatement of upland cotton fields
Provides a program to refund collected fees as an incentive to control boll weevils

CONSUMER PROTECTION/FRAUD REVOLVING FUND
ATTORNEY GENERAL - DEPARTMENT OF LAW
2014

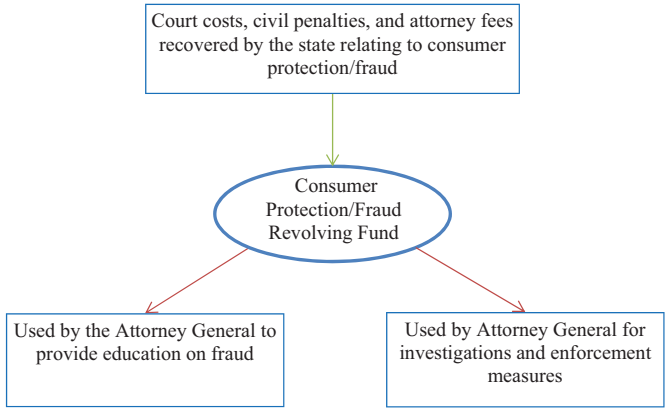

GREYHOUND ADOPTION FUND
ARIZONA DEPARTMENT OF RACING
2015

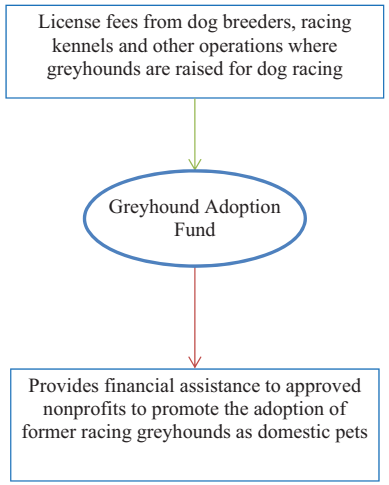

ATTORNEY GENERAL ANTITRUST REVOLVING FUND
ATTORNEY GENERAL - DEPARTMENT OF LAW
2016

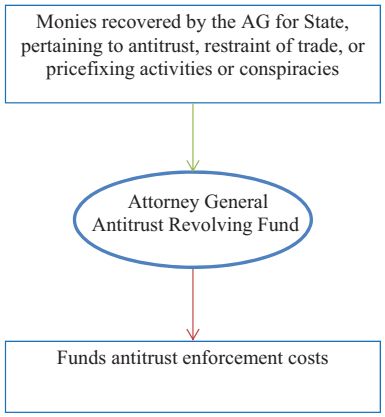

COSMETOLOGY BOARD FUND
BOARD OF COSMETOLOGY
2017

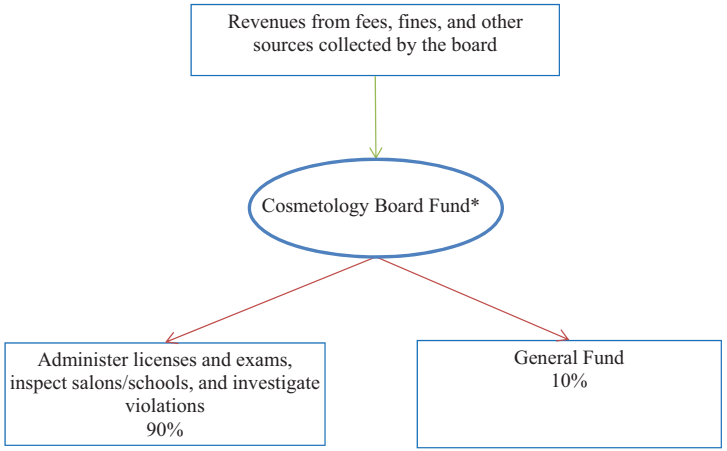

*All additional collections from penalties go to the General Fund

DEVELOPMENTALLY DISABLED CLIENT TRUST FUND
DEPARTMENT OF ECONOMIC SECURITY
2019

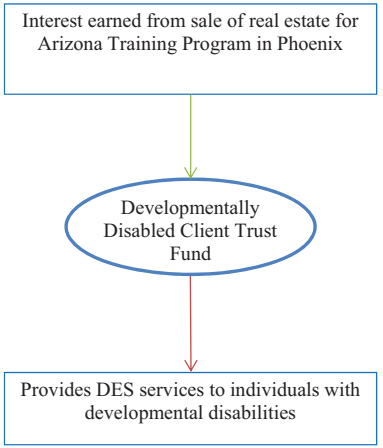

DENTAL BOARD FUND
STATE BOARD OF DENTAL EXAMINERS
2020

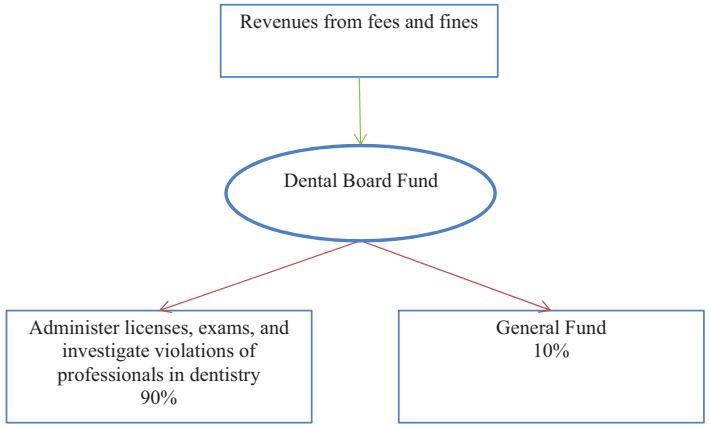

*Collections from penalties go directly to the General Fund

EGG INSPECTION FUND
ARIZONA DEPARTMENT OF AGRICULTURE
2022

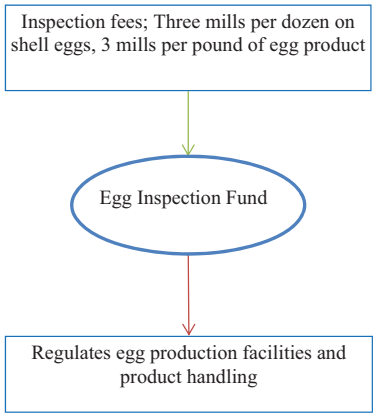

BOARD OF OPTOMETRY FUND
STATE BOARD OF OPTOMETRY
2023

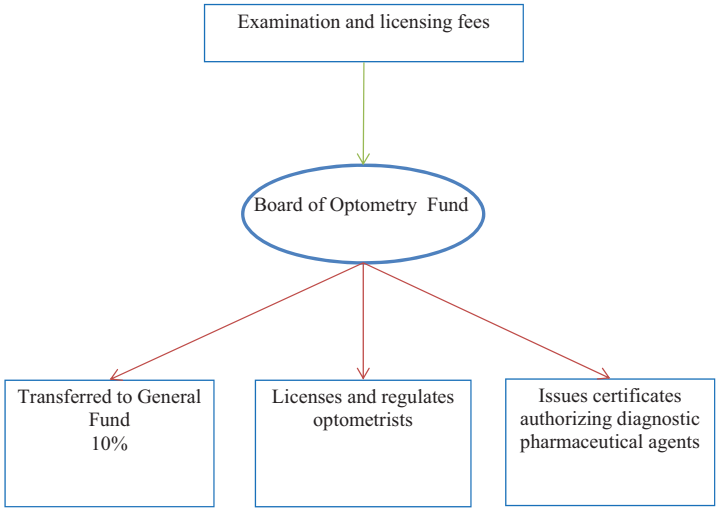

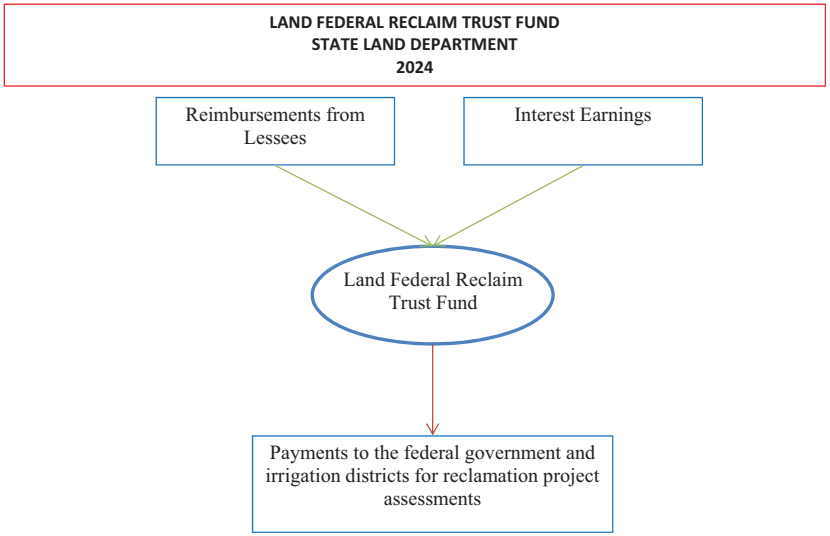
LAND FEDERAL RECLAIM TRUST FUND
STATE LAND DEPARTMENT
2024
Reimbursements from Lessees
Interest Earnings
Land Federal Reclaim Trust Fund
Payments to the federal government and irrigation districts for reclamation project assessments

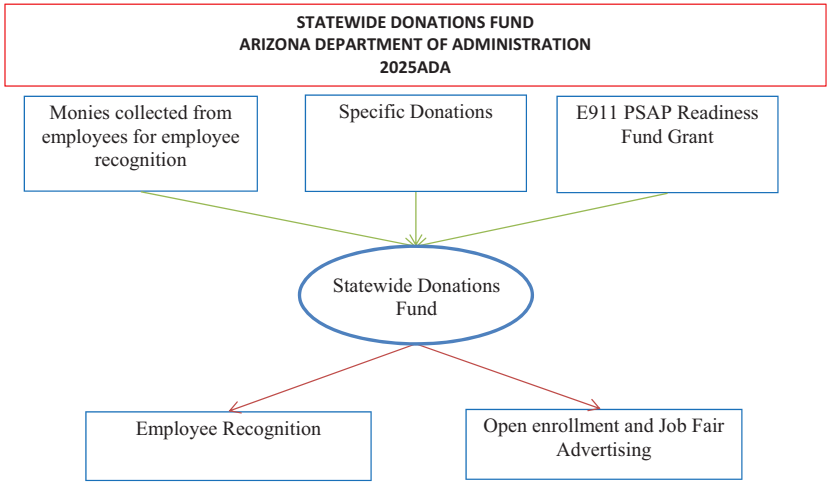
STATEWIDE DONATIONS FUND
ARIZONA DEPARTMENT OF ADMINISTRATION
2025ADA
Monies collected from employees for employee recognition
Specific Donations
E911 PSAP Readiness Fund Grant
Statewide Donations Fund
Employee Recognition
Open enrollment and Job Fair Advertising

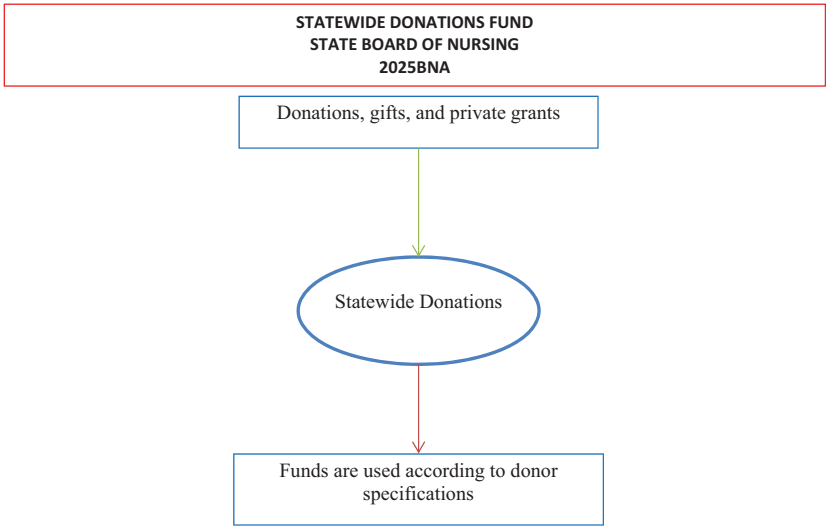
STATEWIDE DONATIONS FUND
STATE BOARD OF NURSING
2025BNA
Donations, gifts, and private grants
Statewide Donations
Funds are used according to donor specifications

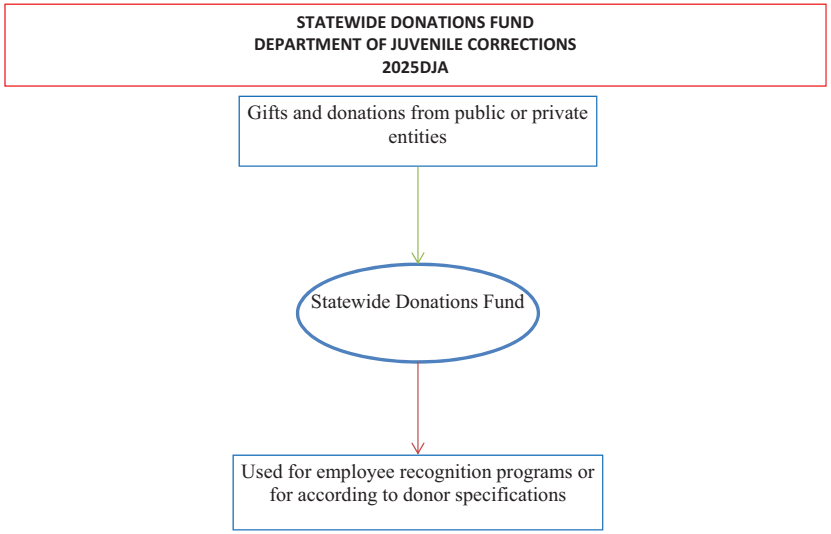
STATEWIDE DONATIONS FUND
DEPARTMENT OF JUVENILE CORRECTIONS
2025DJA
Gifts and donations from public or private entities
Statewide Donations Fund
Used for employee recognition programs or for according to donor specifications

STATEWIDE DONATIONS FUND
DEPARTMENT OF EDUCATION
2025EDA

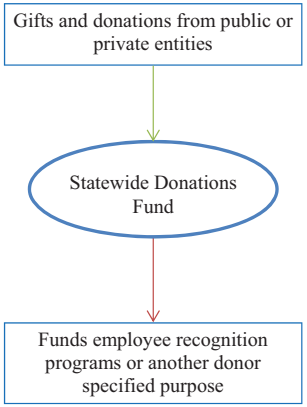

STATEWIDE DONATIONS FUND
ARIZONA HEALTH CARE COST CONTAINMENT SYSTEM
2025HCA

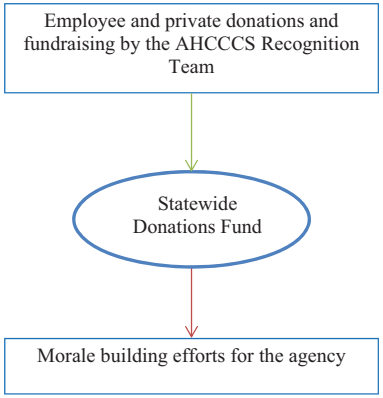

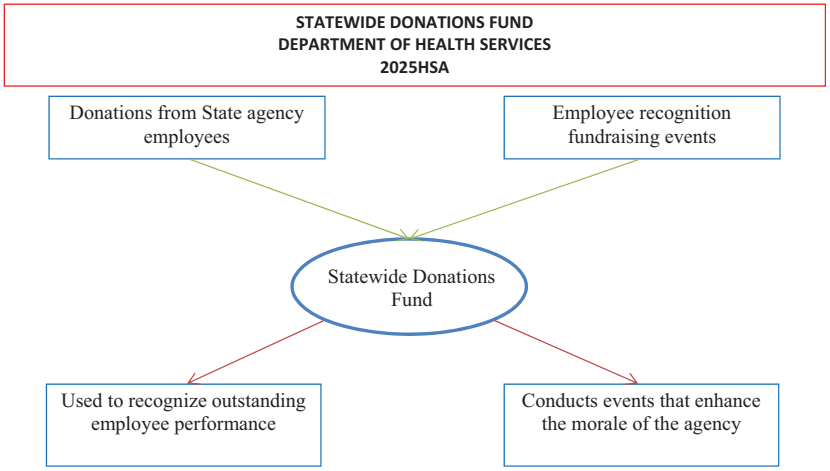
STATEWIDE DONATIONS FUND
DEPARTMENT OF HEALTH SERVICES
2025HSA
Donations from State agency employees
Employee recognition fundraising events
Statewide Donations Fund
Used to recognize outstanding employee performance
Conducts events that enhance the morale of the agency

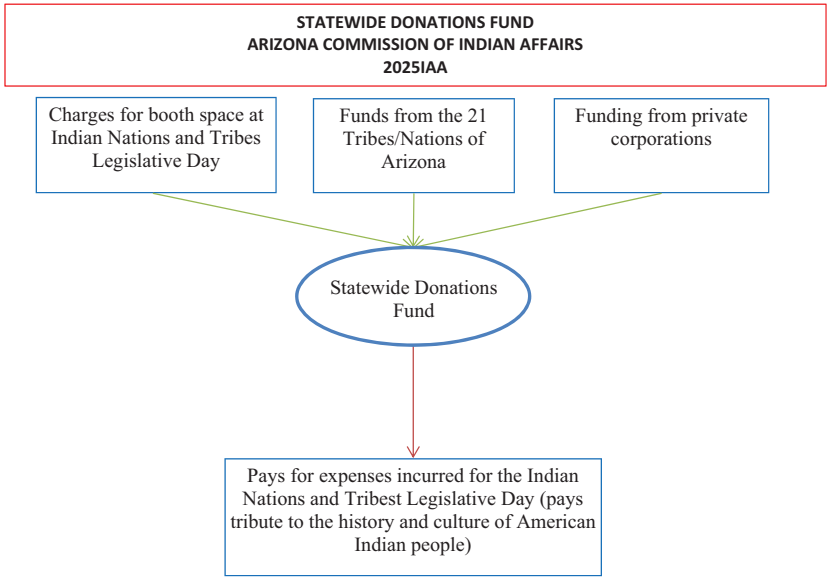
STATEWIDE DONATIONS FUND
ARIZONA COMMISSION OF INDIAN AFFAIRS
2025IAA
Charges for booth space at Indian Nations and Tribes Legislative Day
Funds from the 21 Tribes/Nations of Arizona
Funding from private corporations
Statewide Donations Fund
Pays for expenses incurred for the Indian Nations and Tribest Legislative Day (pays tribute to the history and culture of American Indian people)

ARIZONA CENTENNIAL ACCOUNT FUND
DEPARTMENT OF STATE, SECRETARY OF STATE
2025STA

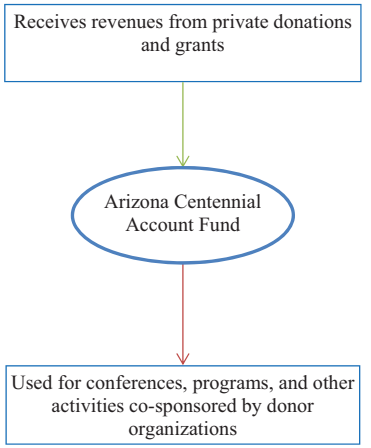

STATEWIDE DONATIONS FUND
DEPARTMENT OF WATER RESOURCES
2025WCA

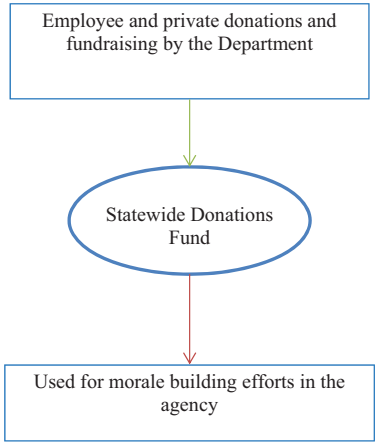

FUNERAL DIRECTORS AND EMBALMERS FUND
STATE BOARD OF FUNERAL DIRECTORS & EMBALMERS
2026

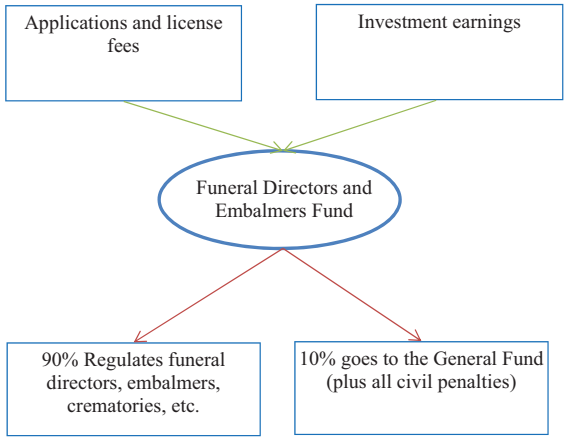

GAME AND FISH FUND
ARIZONA GAME AND FISH DEPARTMENT
2027

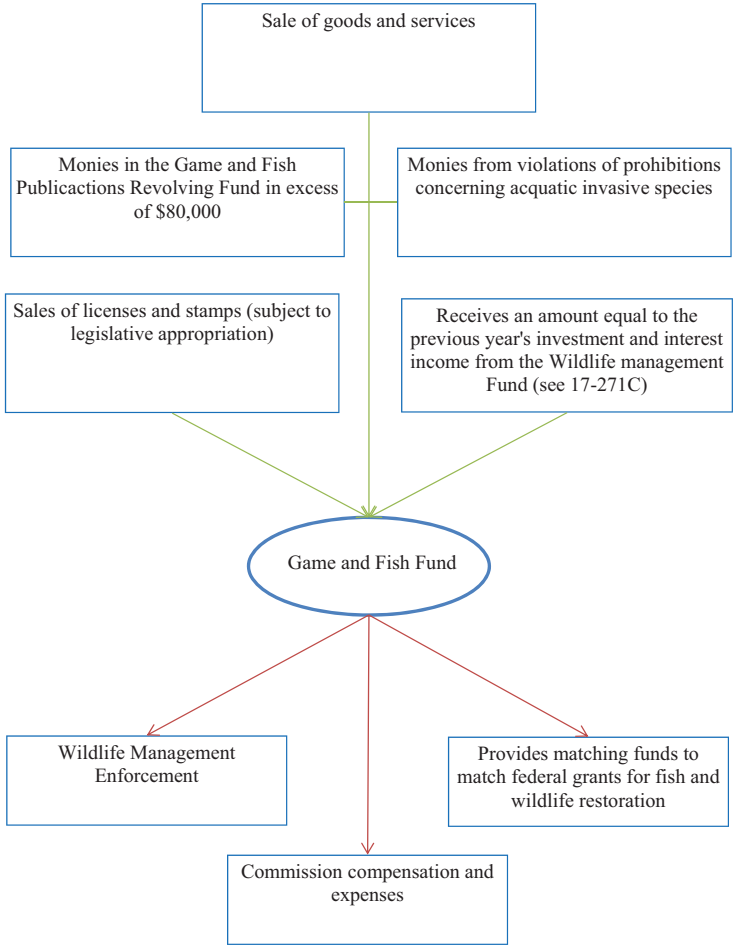

GAME AND FISH FEDERAL REVOLVING FUND
ARIZONA GAME AND FISH DEPARTMENT
2028

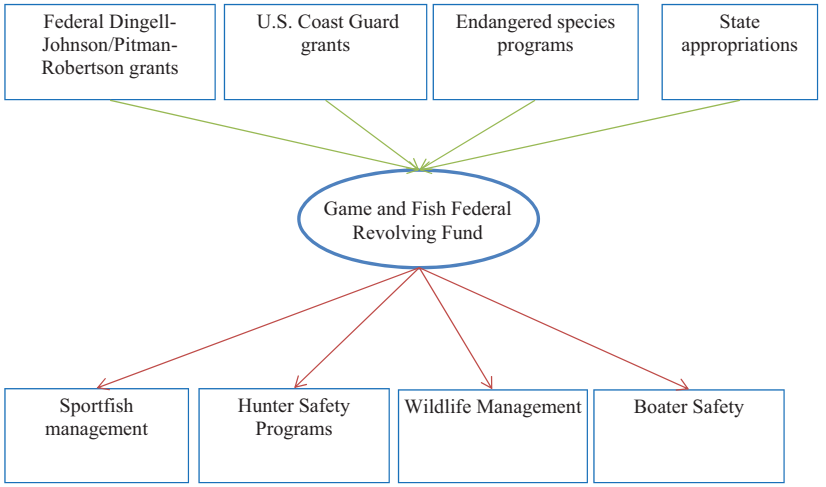

ADOT MARICOPA REGIONAL AREA REVOLVING FUND
DEPARTMENT OF TRANSPORTATION
2029

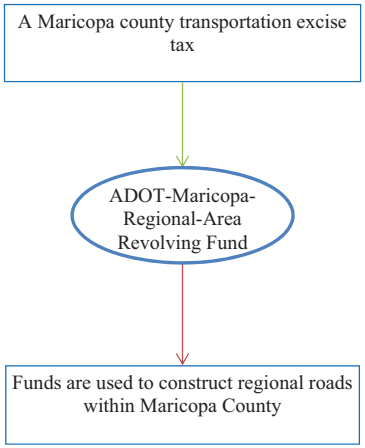

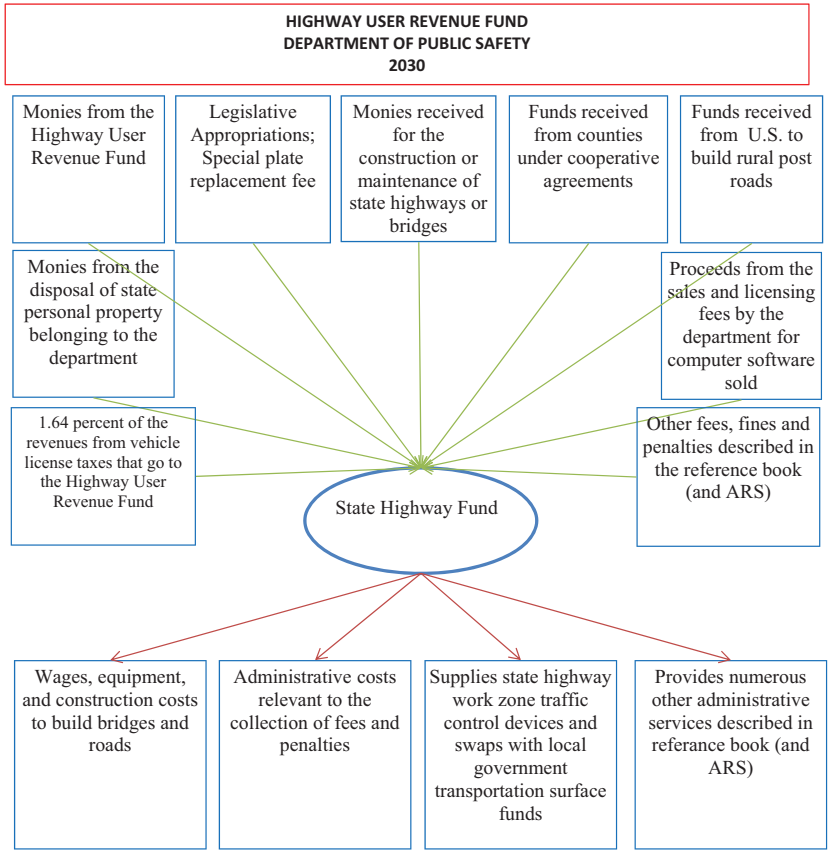
HIGHWAY USER REVENUE FUND
DEPARTMENT OF PUBLIC SAFETY
2030
Monies from the Highway User Revenue Fund
Legislative Appropriations; Special plate replacement fee
Monies received for the construction or maintenance of state highways or bridges
Funds received from counties under cooperative agreements
Funds received from U.S. to build rural post roads
Monies from the disposal of state personal property belonging to the department
Proceeds from the sales and licensing fees by the department for computer software sold
1.64 percent of the revenues from vehicle license taxes that go to the Highway User Revenue Fund
Other fees, fines and penalties described in the reference book (and ARS)
State Highway Fund
Wages, equipment, and construction costs to build bridges and roads
Administrative costs relevant to the collection of fees and penalties
Supplies state highway work zone traffic control devices and swaps with local government transportation surface funds
Provides numerous other administrative services described in referance book (and ARS)

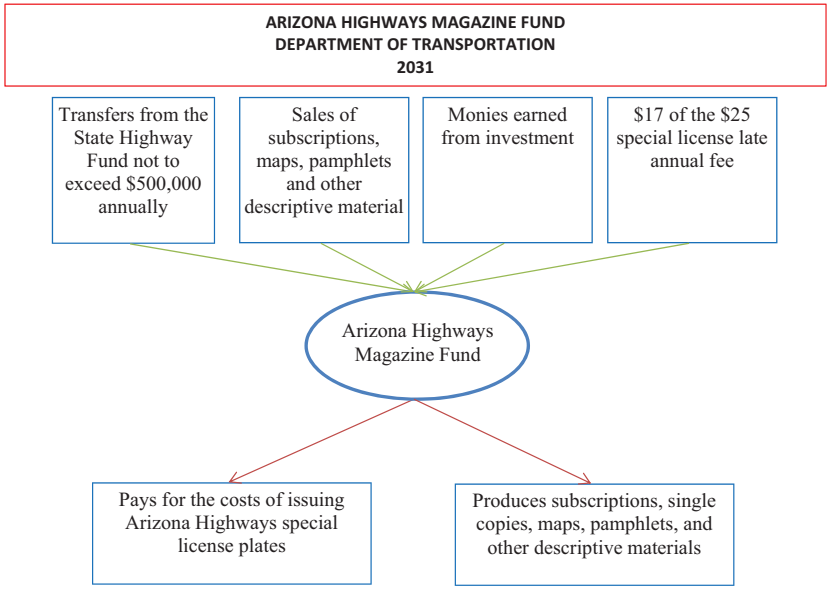
ARIZONA HIGHWAYS MAGAZINE FUND
DEPARTMENT OF TRANSPORTATION
2031
Transfers from the State Highway Fund not to exceed $500,000 annually
Sales of subscriptions, maps, pamphlets and other descriptive material
Monies earned from investment
$17 of the $25 special license late annual fee
Arizona Highways Magazine Fund
Pays for the costs of issuing Arizona Highways special license plates
Produces subscriptions, single copies, maps, pamphlets, and other descriptive materials

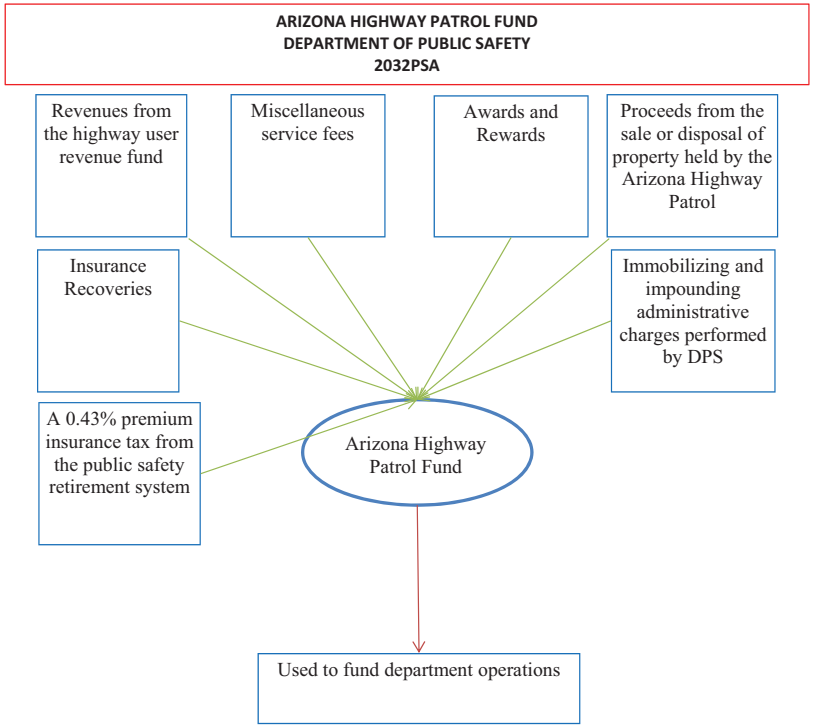
ARIZONA HIGHWAY PATROL FUND
DEPARTMENT OF PUBLIC SAFETY
2032PSA
Revenues from the highway user revenue fund
Miscellaneous service fees
Awards and Rewards
Proceeds from the sale or disposal of property held by the Arizona Highway Patrol
Insurance Recoveries
Immobilizing and impounding administrative charges performed by DPS
A 0.43% premium insurance tax from the public safety retirement system
Arizona Highway Patrol Fund
Used to fund department operations

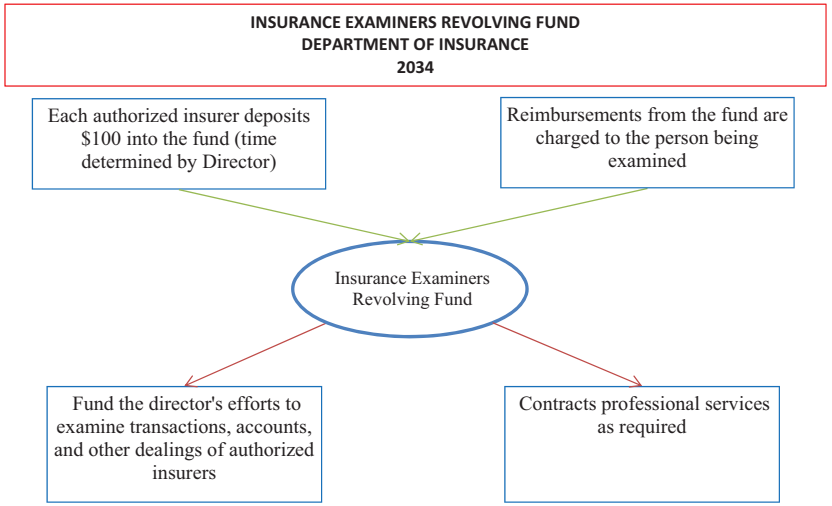
INSURANCE EXAMINERS REVOLVING FUND
DEPARTMENT OF INSURANCE
2034
Each authorized insurer deposits $100 into the fund (time determined by Director)
Reimbursements from the fund are charged to the person being examined
Insurance Examiners Revolving Fund
Fund the director's efforts to examine transactions, accounts, and other dealings of authorized insurers
Contracts professional services as required

LAND AND WATER CONSERVATION AND RECREATION DEVELOPMENT FUND
ARIZONA GAME AND FISH DEPARTMENT
2036

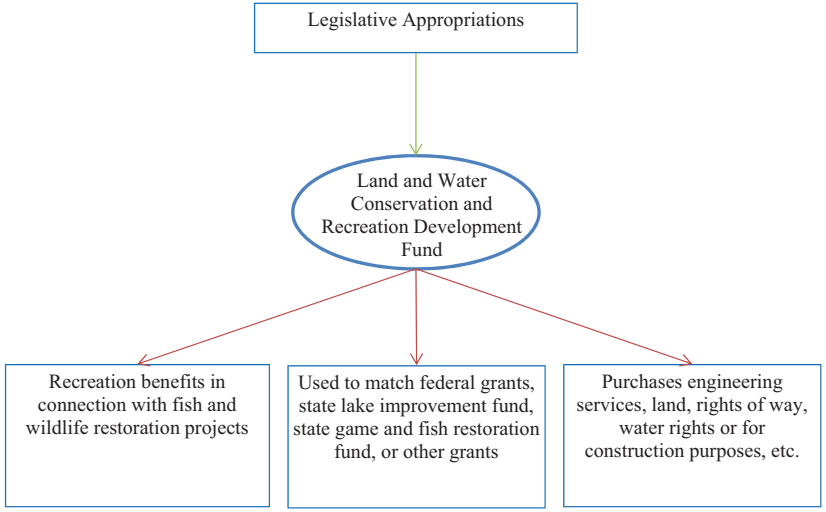

Agencies:
Arizona Game and Fish Department

COUNTY FAIRS, LIVESTOCK, AND AGRICULTURAL PROMOTION FUND
OFFICE OF THE GOVERNOR
2037

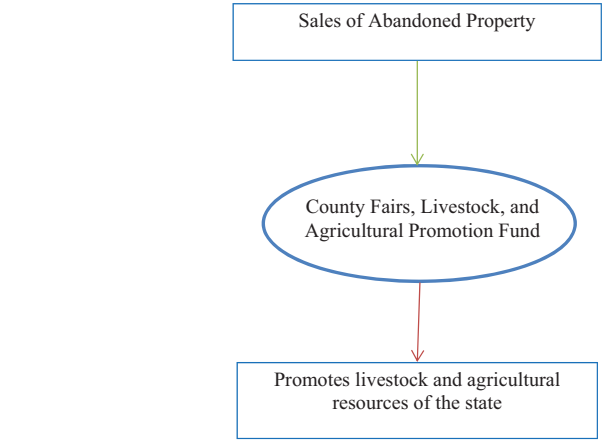

MEDICAL EXAMINERS BOARD FUND
ARIZONA MEDICAL BOARD
2038

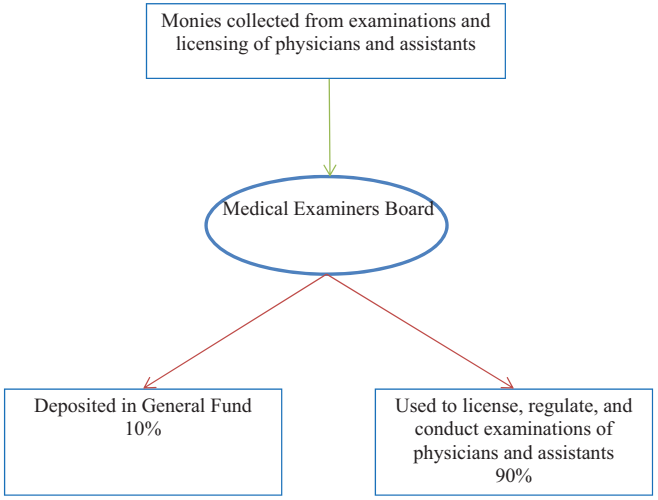

HOMEOPATHIC MEDICAL EXAMINERS FUND
BOARD OF HOMEOPATHIC MEDICAL EXAMINERS
2041

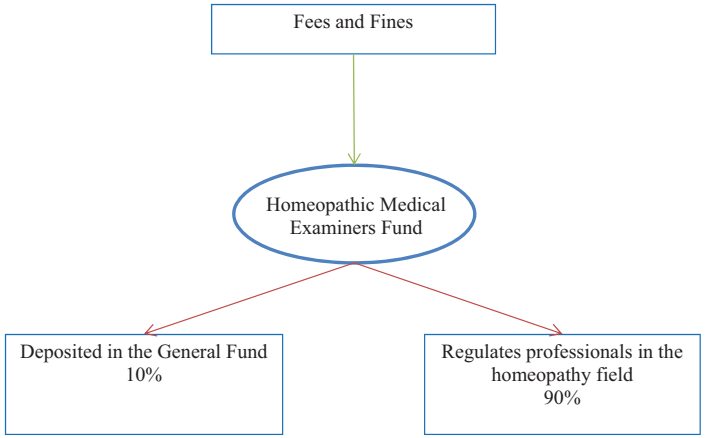

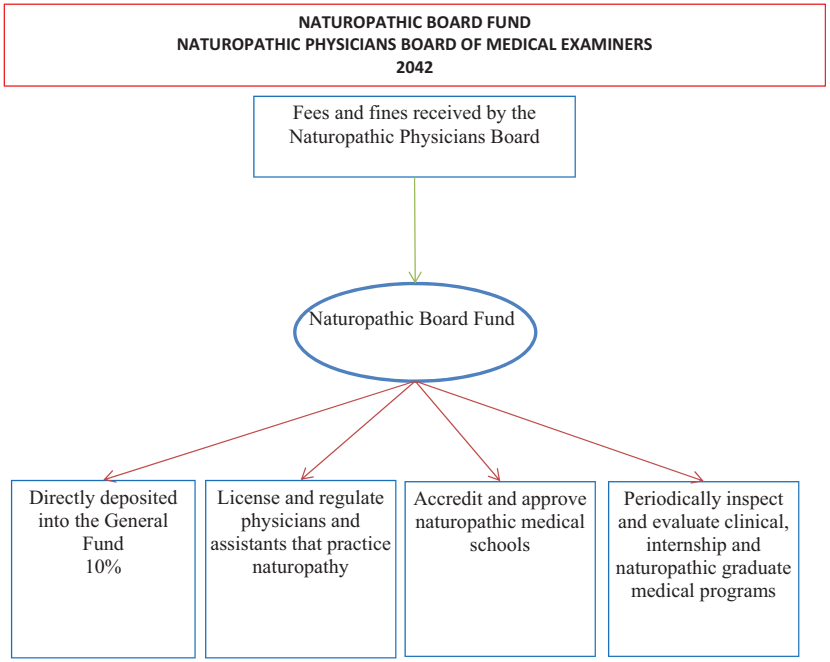
NATUROPATHIC BOARD FUND
NATUROPATHIC PHYSICIANS BOARD OF MEDICAL EXAMINERS
2042
Fees and fines received by the Naturopathic Physicians Board
Naturopathic Board Fund
Directly deposited into the General Fund 10%
License and regulate physicians and assistants that practice naturopathy
Accredit and approve naturopathic medical schools
Periodically inspect and evaluate clinical, internship and naturopathic graduate medical programs

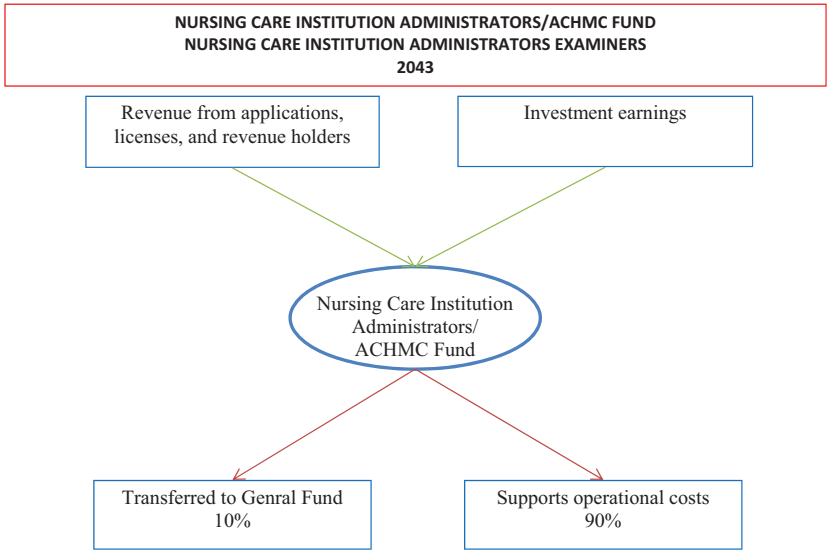
NURSING CARE INSTITUTION ADMINISTRATORS/ACHMC FUND
NURSING CARE INSTITUTION ADMINISTRATORS EXAMINERS
2043
Revenue from applications, licenses, and revenue holders
Investment earnings
Nursing Care Institution Administrators/ ACHMC Fund
Transferred to Genral Fund 10%
Supports operational costs 90%

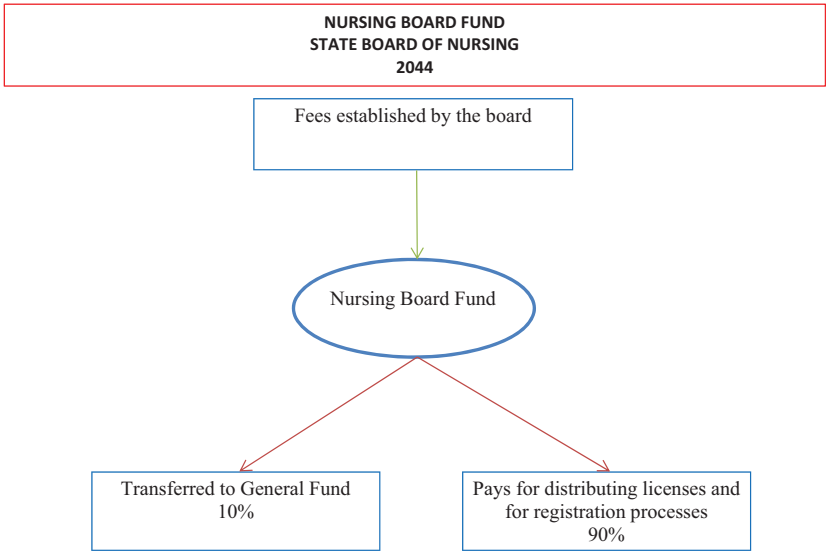

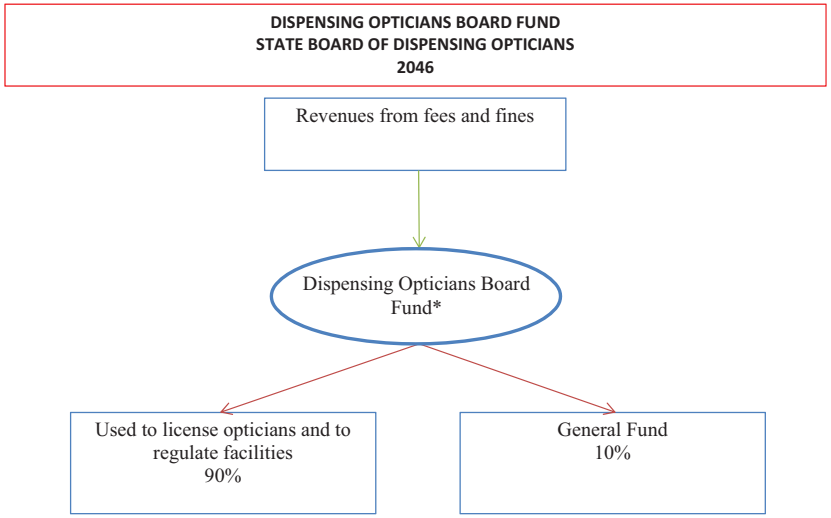

*Collections from penalties go directly to the General Fund

TELECOMMUNICATION FUND FOR THE DEAF FUND
2047

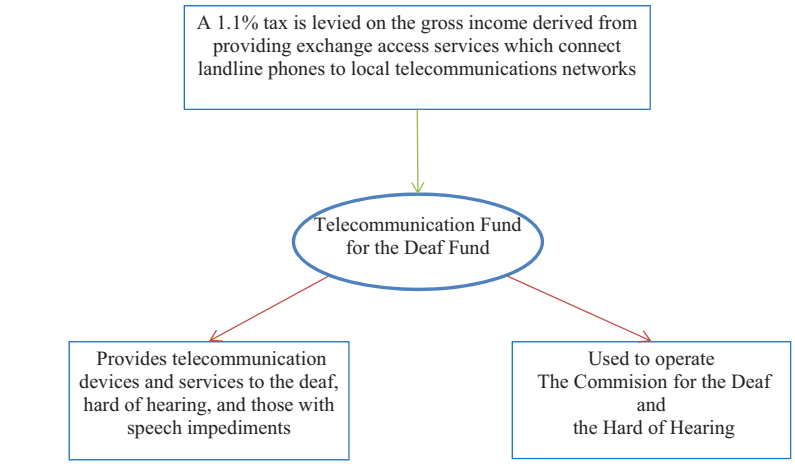

Agencies:
Arizona State Schools for the Deaf and Blind
Commission for the Deaf and Hard of Hearing

OSTEOPATHIC EXAMINERS BOARD FUND
ARIZONA BOARD OF OSTEOPATHIC EXAMINERS
2048

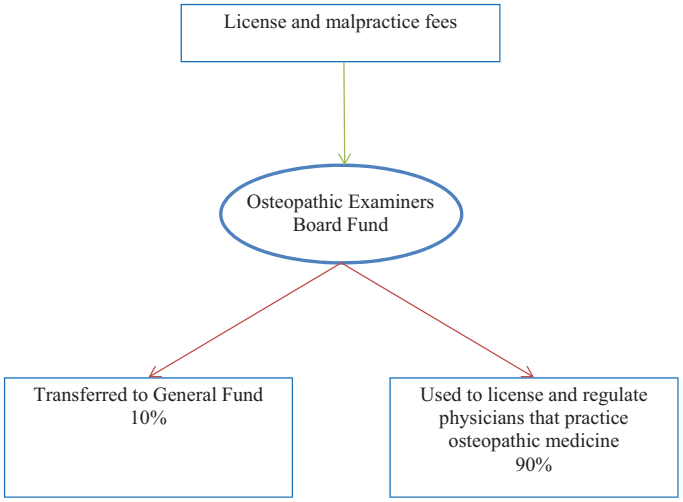

DPS PEACE OFFICERS TRAINING FUND
DEPARTMENT OF PUBLIC SAFETY
2049

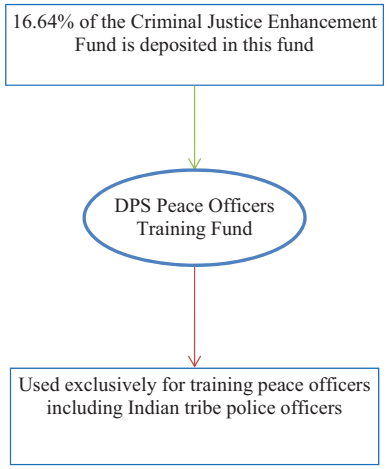

PEST MANAGEMENT FUND
OFFICE OF PEST MANAGEMENT
2050

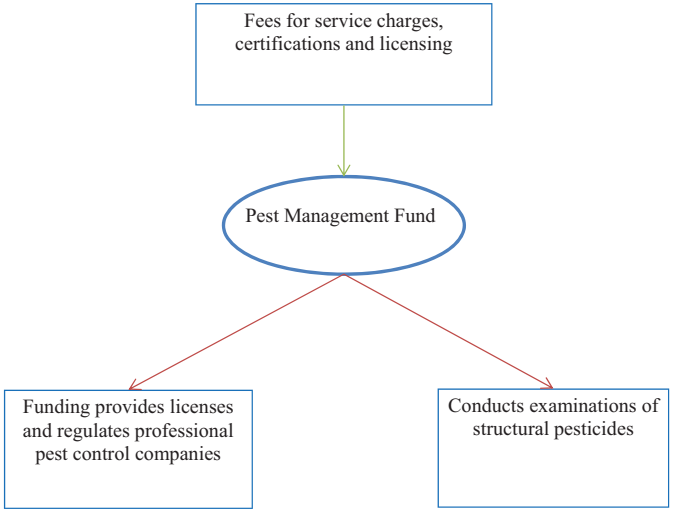

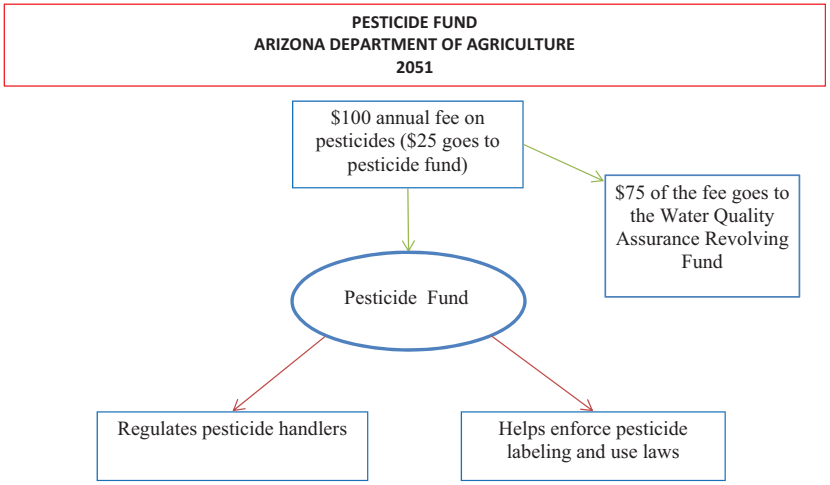
PESTICIDE FUND
ARIZONA DEPARTMENT OF AGRICULTURE
2051
$100 annual fee on pesticides ($25 goes to pesticide fund)
$75 of the fee goes to the Water Quality Assurance Revolving Fund
Pesticide Fund
Regulates pesticide handlers
Helps enforce pesticide labeling and use laws

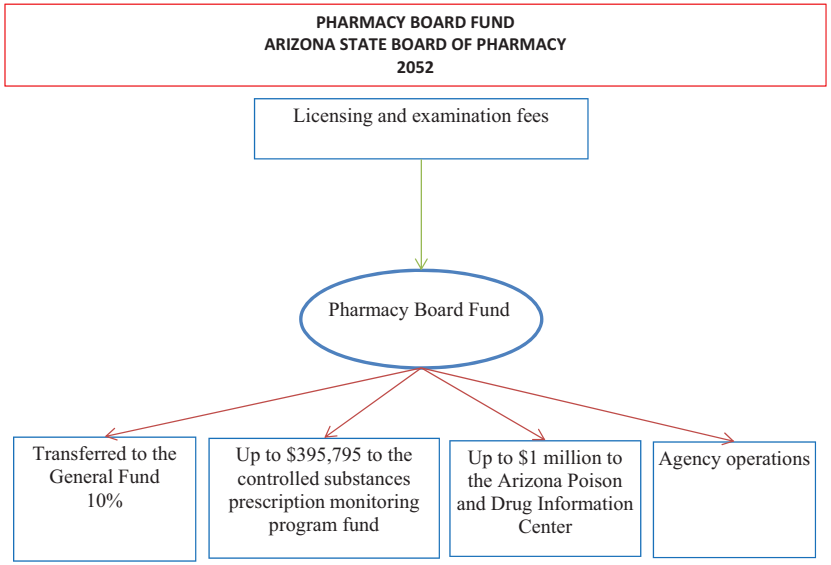
PHARMACY BOARD FUND
ARIZONA STATE BOARD OF PHARMACY
2052
Licensing and examination fees
Pharmacy Board Fund
Transferred to the General Fund 10%
Up to $395,795 to the controlled substances prescription monitoring program fund
Up to $1 million to the Arizona Poison and Drug Information Center
Agency operations

PHYSICAL THERAPY FUND
BOARD OF PHYSICAL THERAPY EXAMINERS
2053

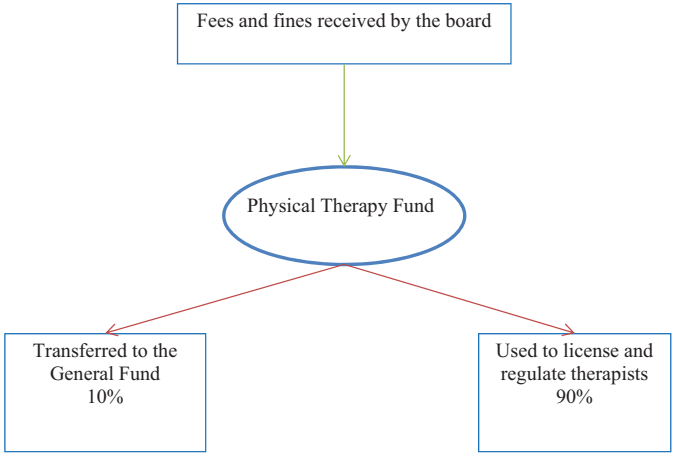

DANGEROUS PLANTS, PESTS, AND DISEASES TRUST FUND
ARIZONA DEPARTMENT OF AGRICULTURE
2054

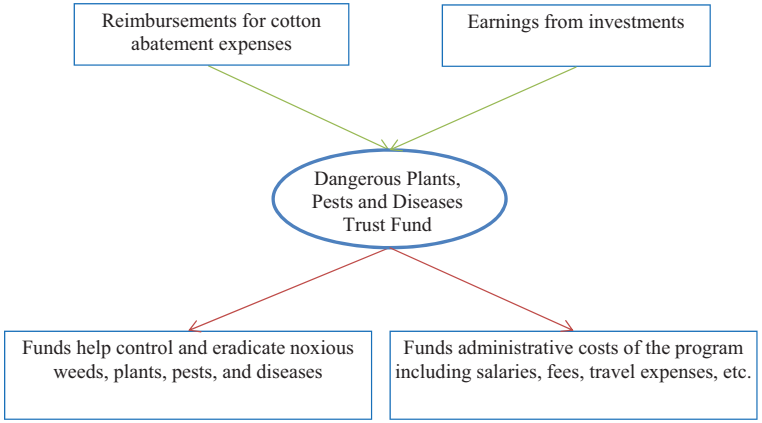

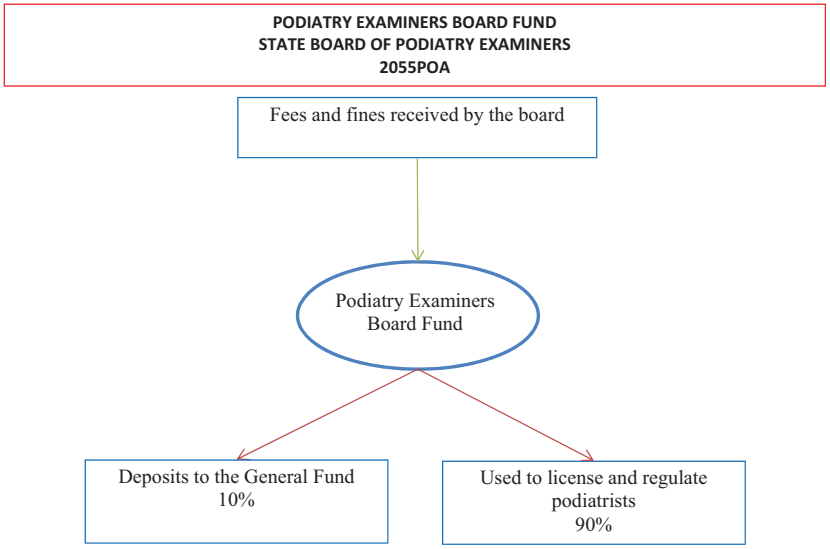
PODIATRY EXAMINERS BOARD FUND
STATE BOARD OF PODIATRY EXAMINERS
2055POA
Fees and fines received by the board
Podiatry Examiners Board Fund
Deposits to the General Fund 10%
Used to license and regulate podiatrists 90%

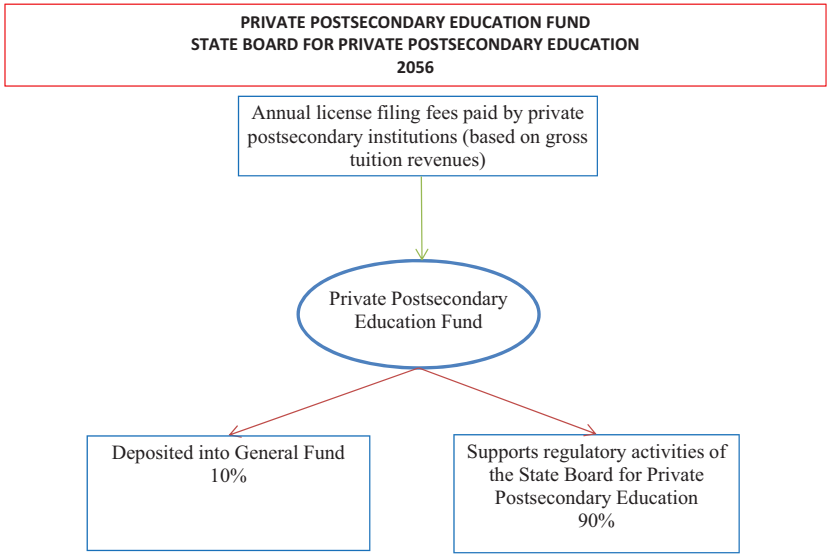
PRIVATE POSTSECONDARY EDUCATION FUND
STATE BOARD FOR PRIVATE POSTSECONDARY EDUCATION
2056
Annual license filing fees paid by private postsecondary institutions (based on gross tuition revenues)
Private Postsecondary Education Fund
Deposited into General Fund 10%
Supports regulatory activities of the State Board for Private Postsecondary Education 90%

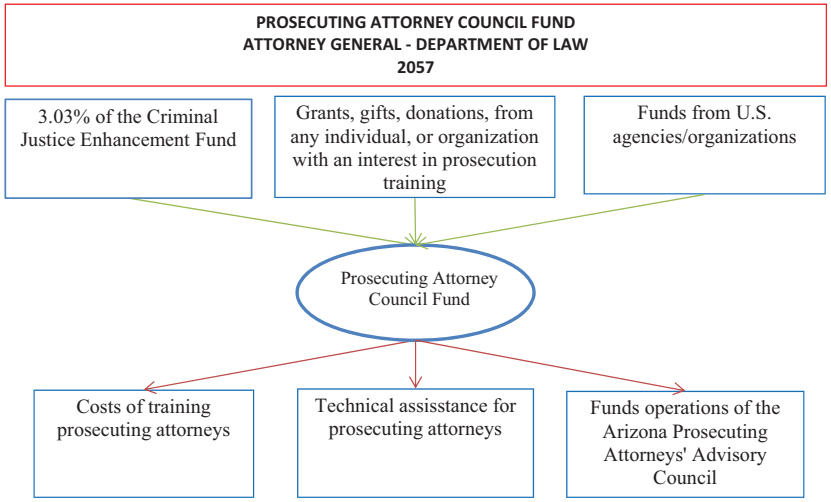
PROSECUTING ATTORNEY COUNCIL FUND
ATTORNEY GENERAL - DEPARTMENT OF LAW
2057
3.03% of the Criminal Justice Enhancement Fund
Grants, gifts, donations, from any individual, or organization with an interest in prosecution training
Funds from U.S. agencies/organizations
Prosecuting Attorney Council Fund
Costs of training prosecuting attorneys
Technical assisstance for prosecuting attorneys
Funds operations of the Arizona Prosecuting Attorneys' Advisory Council

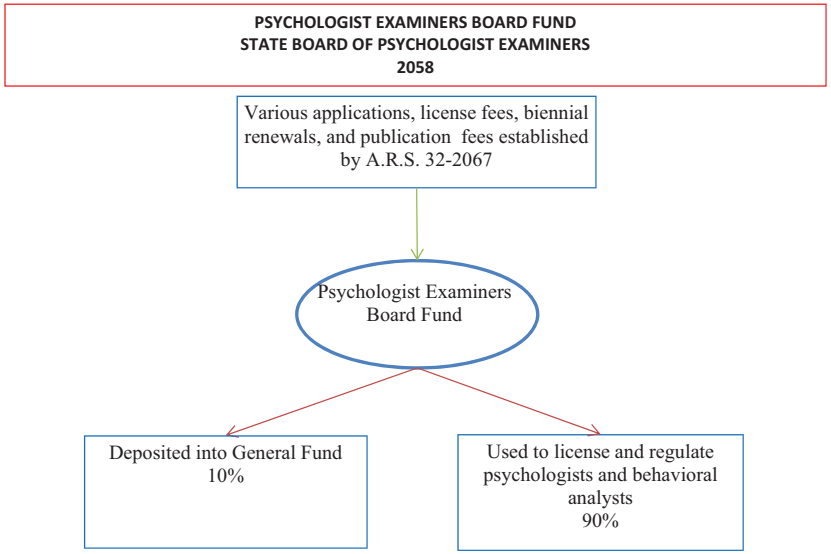
PSYCHOLOGIST EXAMINERS BOARD FUND
STATE BOARD OF PSYCHOLOGIST EXAMINERS
2058
Various applications, license fees, biennial renewals, and publication fees established by A.R.S. 32-2067
Psychologist Examiners Board Fund
Deposited into General Fund 10%
Used to license and regulate psychologists and behavioral analysts 90%

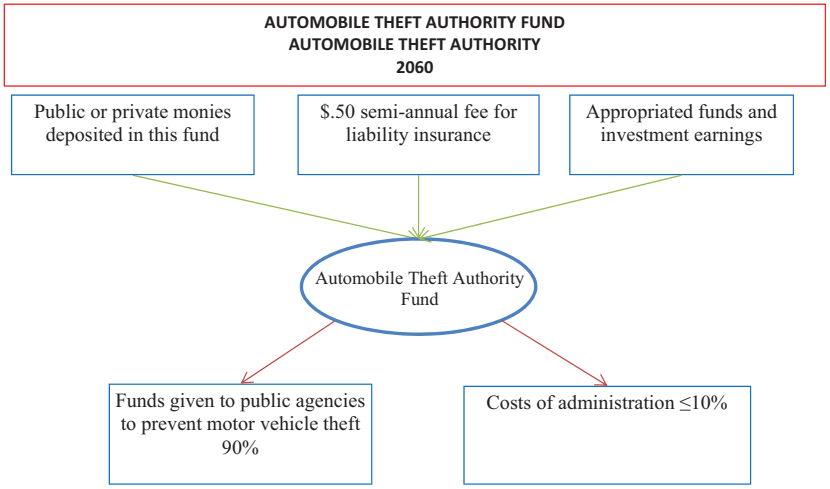

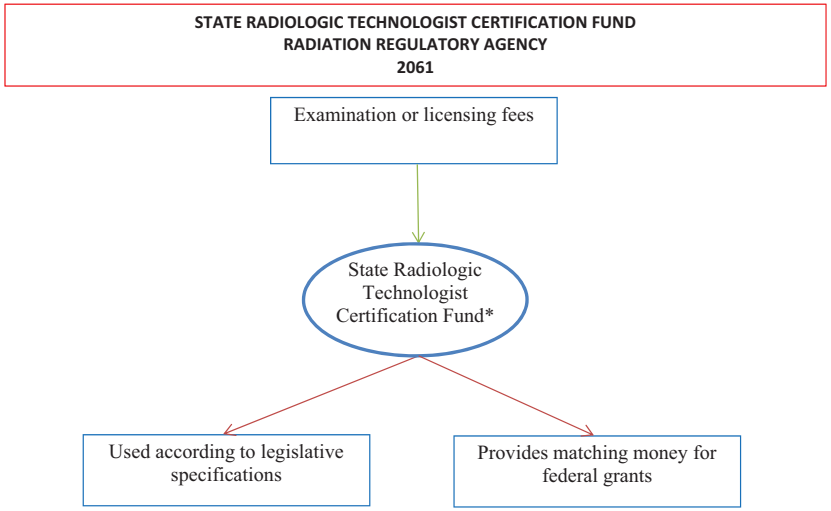

*Penalties or other misconduct receive $250 fines directly deposited into the General Fund

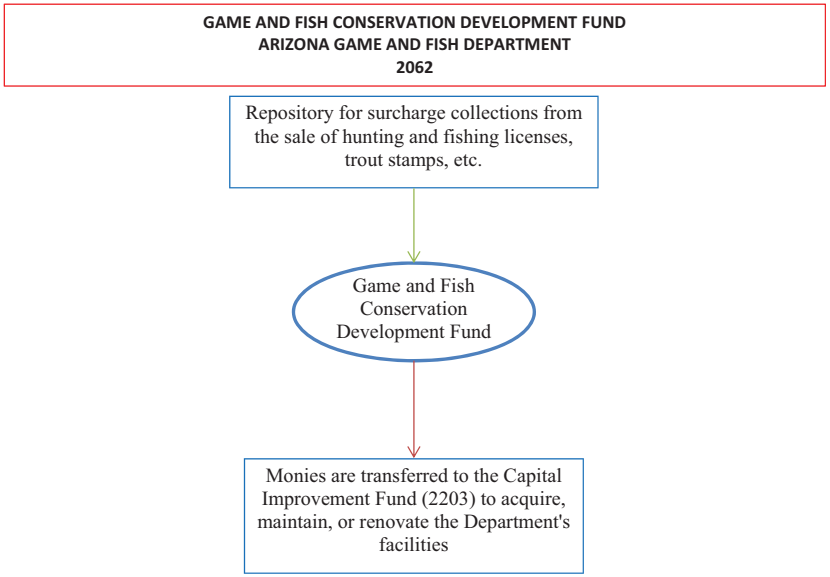

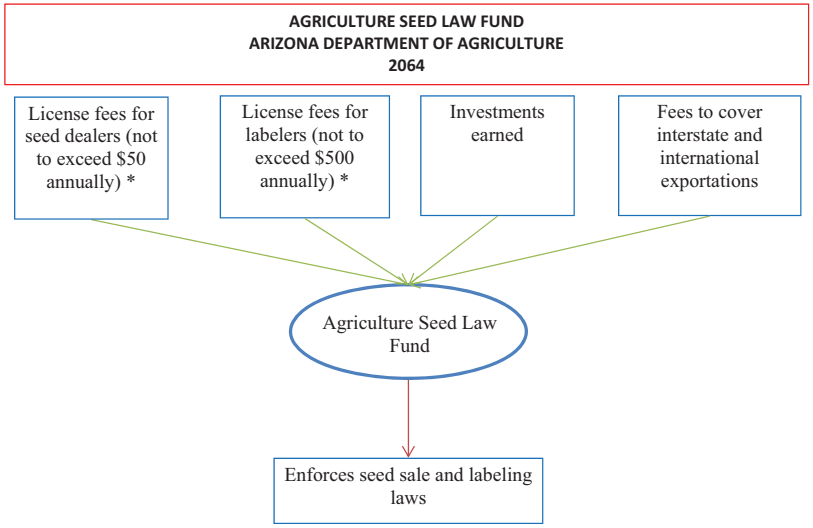

*An additional 10% charge for failure to renew license may be charged and deposited in the fund.

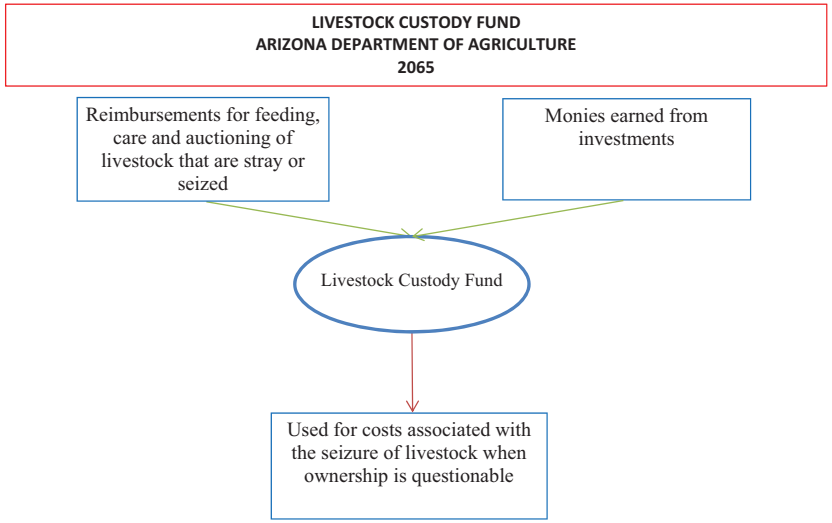
LIVESTOCK CUSTODY FUND
ARIZONA DEPARTMENT OF AGRICULTURE
2065
Reimbursements for feeding, care and auctioning of livestock that are stray or seized
Monies earned from investments
Livestock Custody Fund
Used for costs associated with the seizure of livestock when ownership is questionable

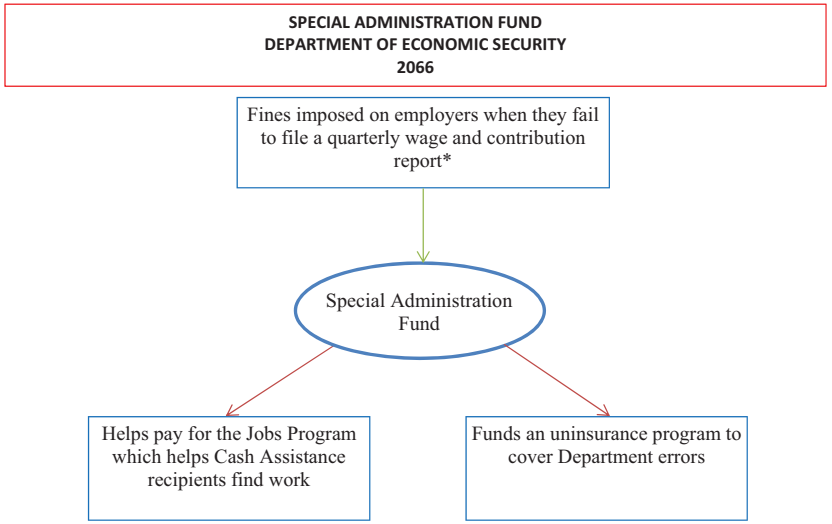
SPECIAL ADMINISTRATION FUND
DEPARTMENT OF ECONOMIC SECURITY
2066
Fines imposed on employers when they fail to file a quarterly wage and contribution report*
Special Administration Fund
Helps pay for the Jobs Program which helps Cash Assistance recipients find work
Funds an uninsurance program to cover Department errors

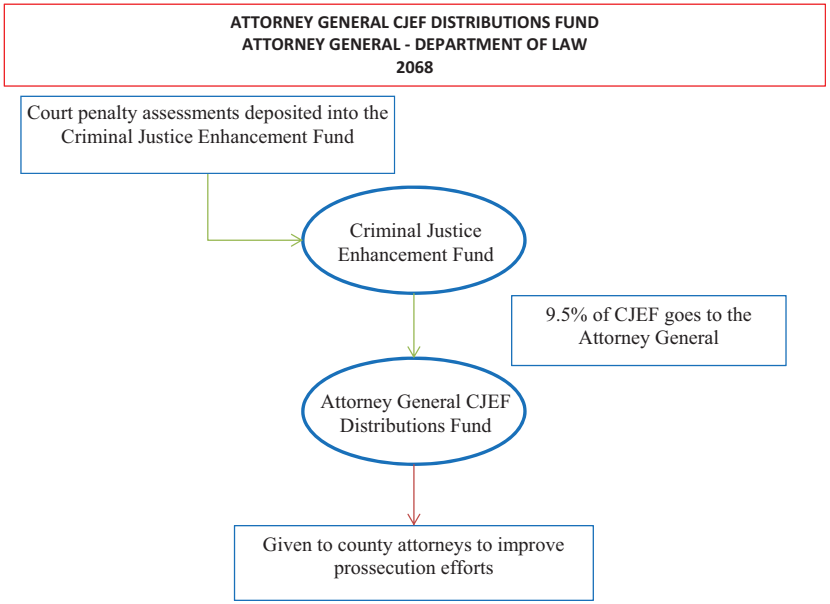
ATTORNEY GENERAL CJEF DISTRIBUTIONS FUND
ATTORNEY GENERAL - DEPARTMENT OF LAW
2068
Court penalty assessments deposited into the Criminal Justice Enhancement Fund
Criminal Justice Enhancement Fund
9.5% of CJEF goes to the Attorney General
Attorney General CJEF Distributions Fund
Given to county attorneys to improve prossecution efforts

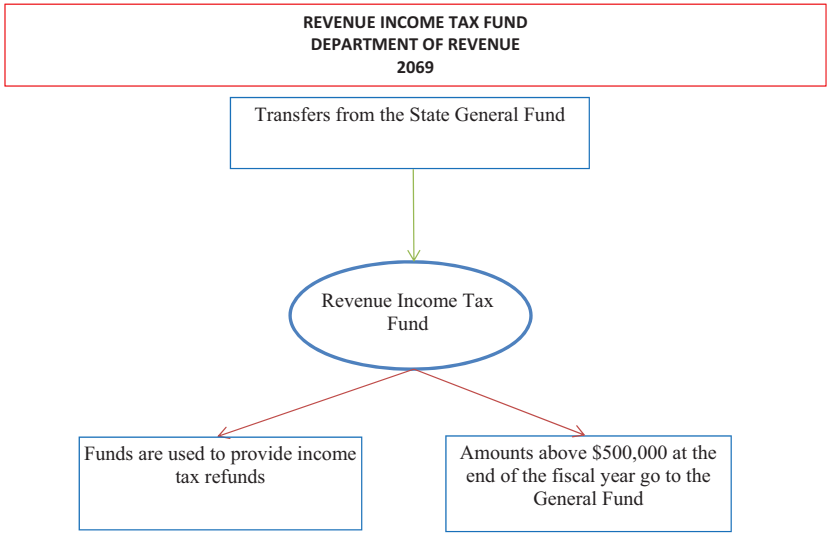
REVENUE INCOME TAX FUND
DEPARTMENT OF REVENUE
2069
Transfers from the State General Fund
Revenue Income Tax Fund
Funds are used to provide income tax refunds
Amounts above $500,000 at the end of the fiscal year go to the General Fund

TECHNICAL REGISTRATION BOARD FUND
STATE BOARD OF TECHNICAL REGISTRATION
2070

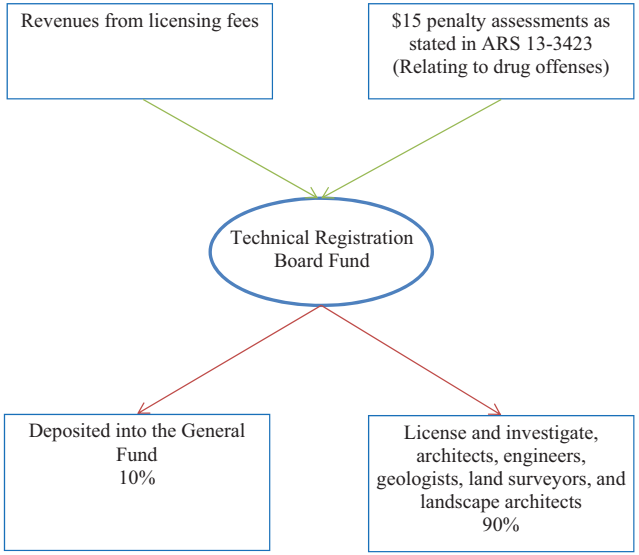

TRANSPORTATION DEPARTMENT EQUIPMENT FUND
DEPARTMENT OF TRANSPORTATION
2071

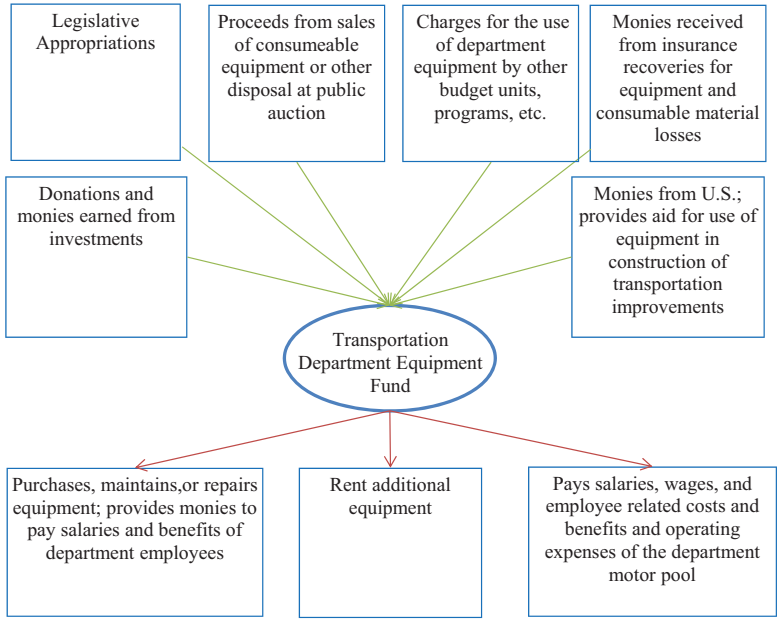

SUPREME COURT CJEF DISBURSEMENTS FUND
JUDICIARY
2075

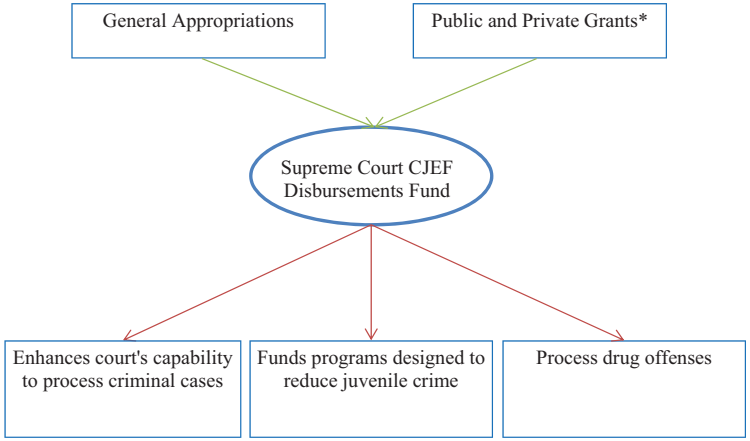

*Notes: Grants often come through the Arizona Criminal Justice Commission's Drug and Gang Enforcement Account

UTILITY SITTING FUND
CORPORATION COMMISSION
2076

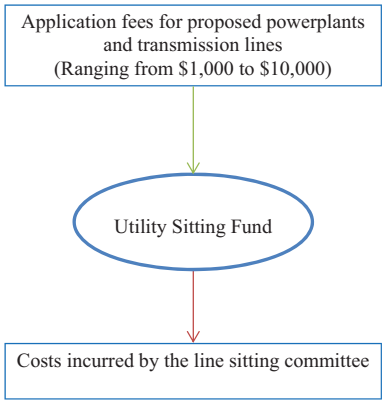

VETERANS' CONSERVATORSHIP FUND
DEPARTMENT OF VETERANS' SERVICES
2077

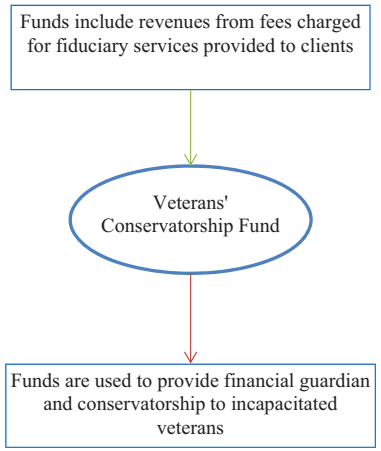

VETERINARY MEDICAL EXAMINERS BOARD FUND
STATE VETERINARY MEDICAL EXAMINING BOARD
2078

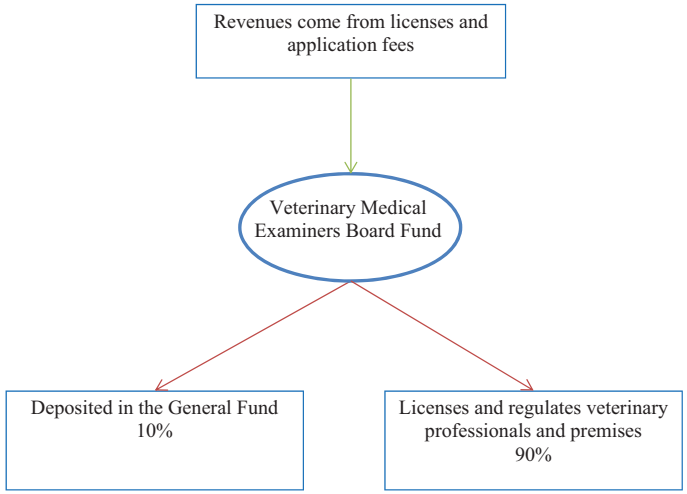

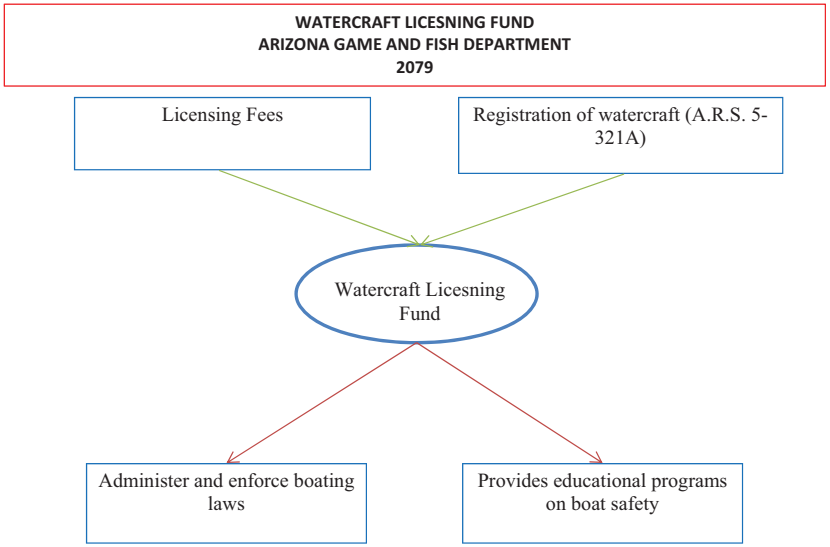
WATERCRAFT LICESNING FUND
ARIZONA GAME AND FISH DEPARTMENT
2079
Licensing Fees
Registration of watercraft (A.R.S. 5-321A)
Watercraft Licesning Fund
Administer and enforce boating laws
Provides educational programs on boat safety

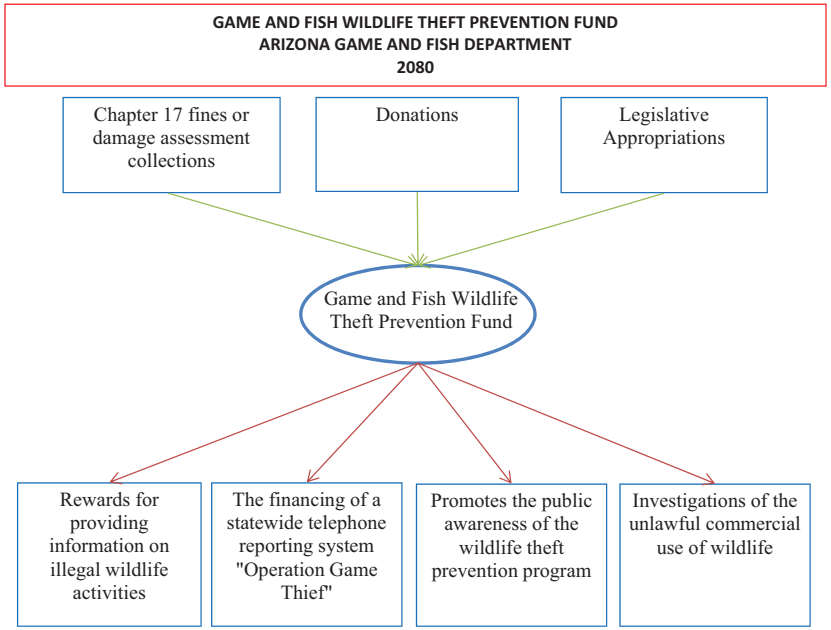
GAME AND FISH WILDLIFE THEFT PREVENTION FUND
ARIZONA GAME AND FISH DEPARTMENT
2080
Chapter 17 fines or damage assessment collections
Donations
Legislative Appropriations
Game and Fish Wildlife Theft Prevention Fund
Rewards for providing information on illegal wildlife activities
The financing of a statewide telephone reporting system "Operation Game Thief"
Promotes the public awareness of the wildlife theft prevention program
Investigations of the unlawful commercial use of wildlife

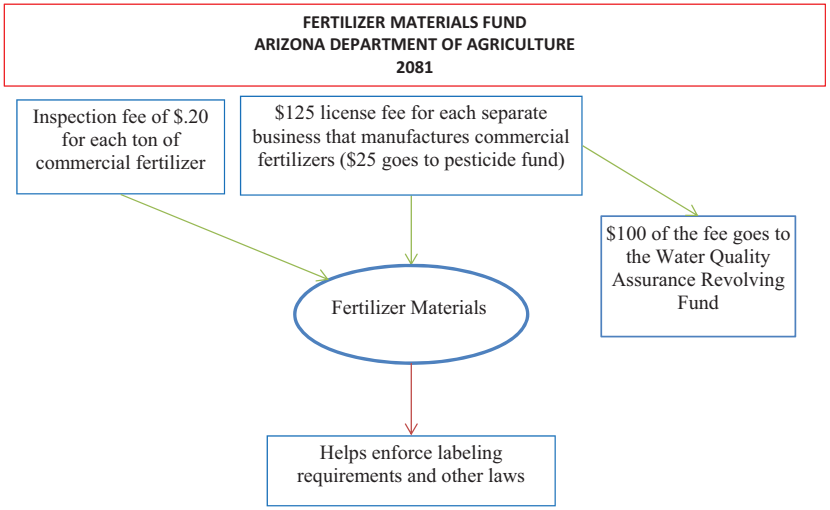
FERTILIZER MATERIALS FUND
ARIZONA DEPARTMENT OF AGRICULTURE
2081
Inspection fee of $.20 for each ton of commercial fertilizer
$125 license fee for each separate business that manufactures commercial fertilizers ($25 goes to pesticide fund)
$100 of the fee goes to the Water Quality Assurance Revolving Fund
Fertilizer Materials
Helps enforce labeling requirements and other laws

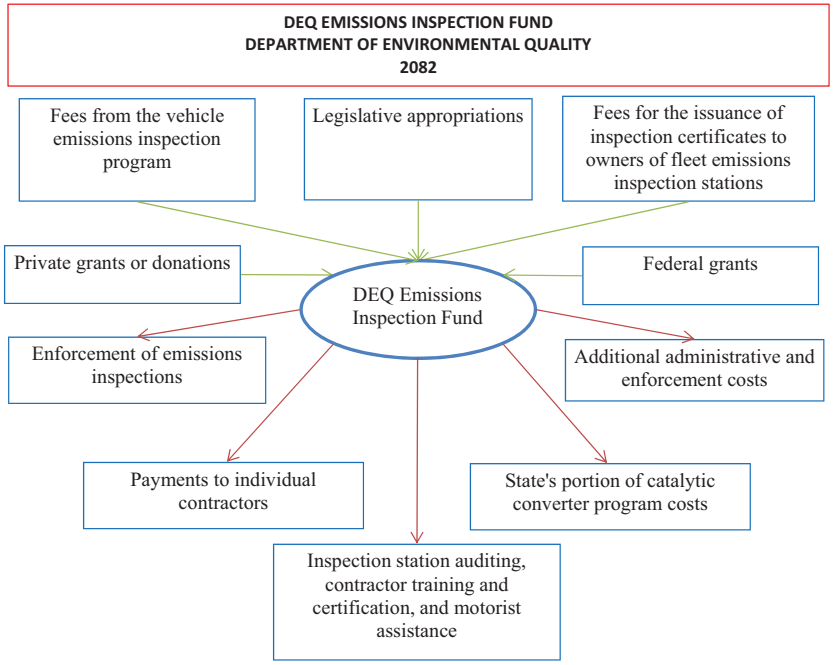
DEQ EMISSIONS INSPECTION FUND
DEPARTMENT OF ENVIRONMENTAL QUALITY
2082
Fees from the vehicle emissions inspection program
Legislative appropriations
Fees for the issuance of inspection certificates to owners of fleet emissions inspection stations
Private grants or donations
Federal grants
DEQ Emissions Inspection Fund
Enforcement of emissions inspections
Additional administrative and enforcement costs
Payments to individual contractors
State's portion of catalytic converter program costs
Inspection station auditing, contractor training and certification, and motorist assistance

BEEF COUNCIL FUND
ARIZONA DEPARTMENT OF AGRICULTURE
2083

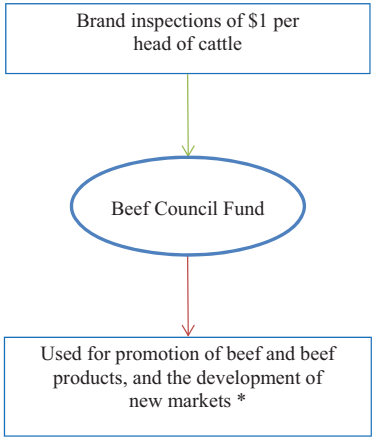

*No more than 5% may be used on administrative purposes

GRANTS AND SPECIAL REVENUES FUND
JUDICIARY
2084

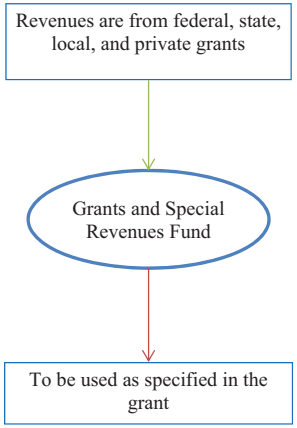

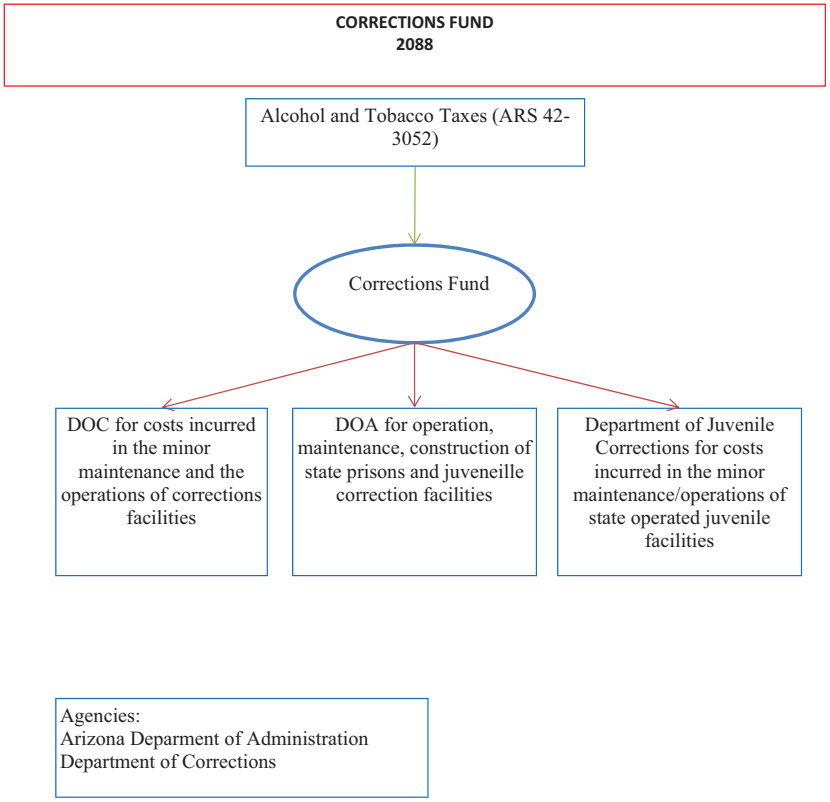
CORRECTIONS FUND
2088
Alcohol and Tobacco Taxes (ARS 42-3052)
Corrections Fund
DOC for costs incurred in the minor maintenance and the operations of corrections facilities
DOA for operation, maintenance, construction of state prisons and juveneille correction facilities
Department of Juvenile Corrections for costs incurred in the minor maintenance/operations of state operated juvenile facilities
Agencies:
Arizona Deparment of Administration
Department of Corrections

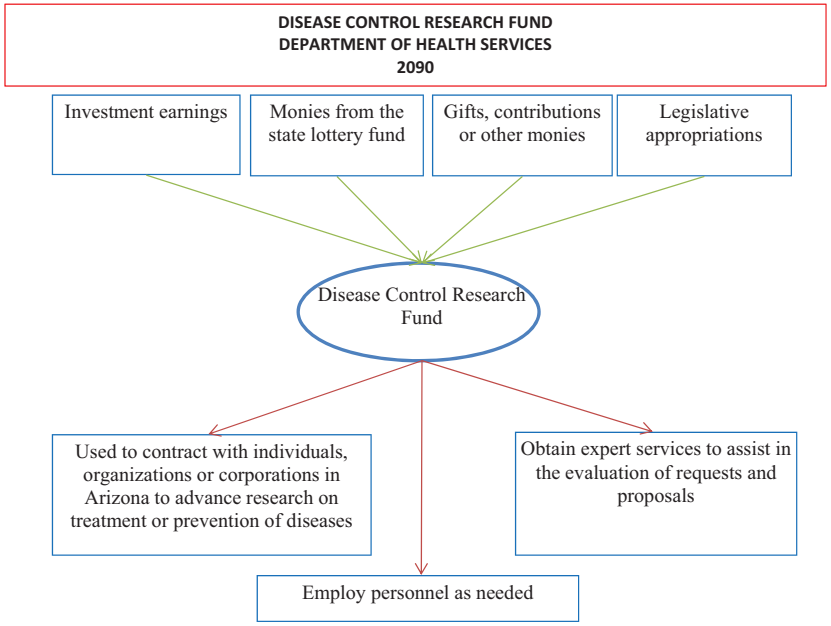
DISEASE CONTROL RESEARCH FUND
DEPARTMENT OF HEALTH SERVICES
2090
Investment earnings
Monies from the state lottery fund
Gifts, contributions or other monies
Legislative appropriations
Disease Control Research Fund
Used to contract with individuals, organizations or corporations in Arizona to advance research on treatment or prevention of diseases
Obtain expert services to assist in the evaluation of requests and proposals
Employ personnel as needed

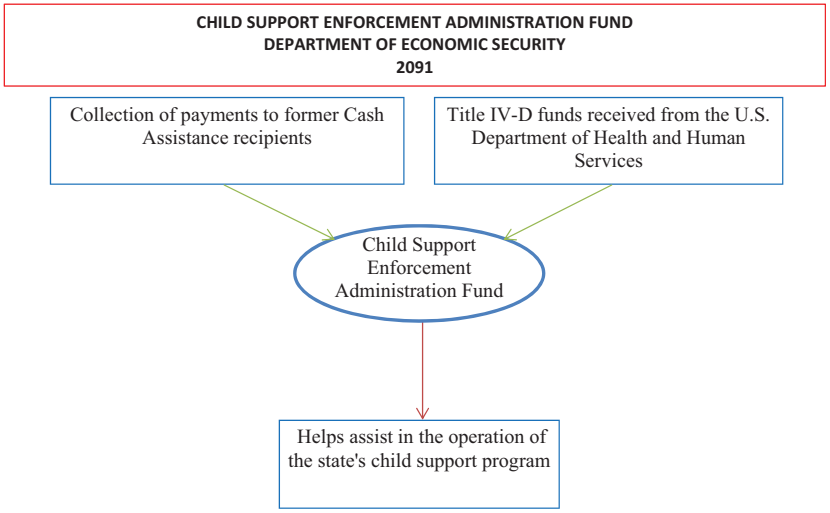
CHILD SUPPORT ENFORCEMENT ADMINISTRATION FUND
DEPARTMENT OF ECONOMIC SECURITY
2091
Collection of payments to former Cash Assistance recipients
Title IV-D funds received from the U.S. Department of Health and Human Services
Child Support Enforcement Administration Fund
Helps assist in the operation of the state's child support program

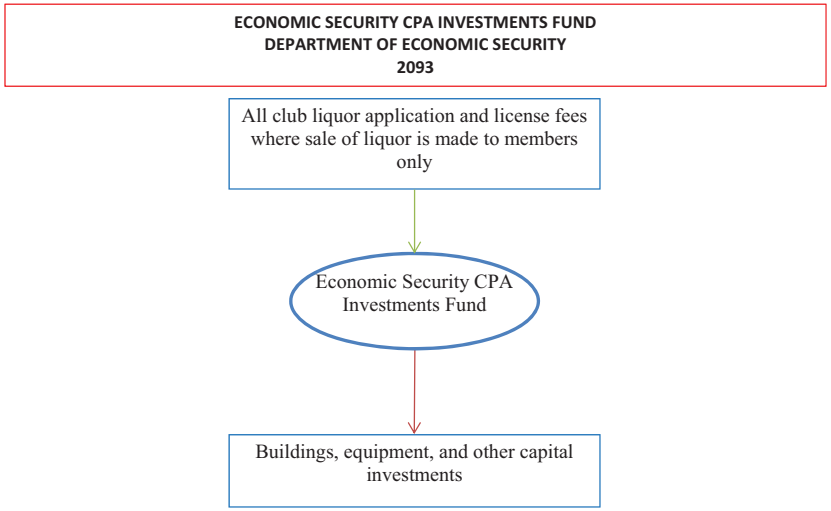
ECONOMIC SECURITY CPA INVESTMENTS FUND
DEPARTMENT OF ECONOMIC SECURITY
2093
All club liquor application and license fees where sale of liquor is made to members only
Economic Security CPA Investments Fund
Buildings, equipment, and other capital investments

HEALTH RESEARCH FUND
DEPARTMENT OF HEALTH SERVICES
2096

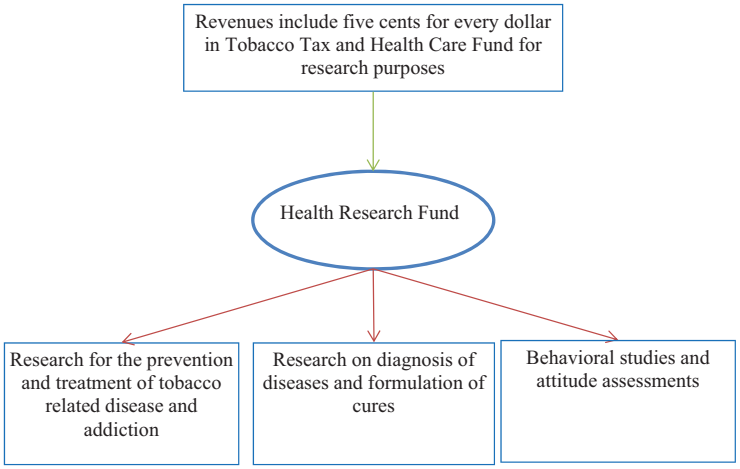

FREEDOM ACADEMY FUND
DEPARTMENT EMERGENCY AND MILITARY AFFAIRS
2104

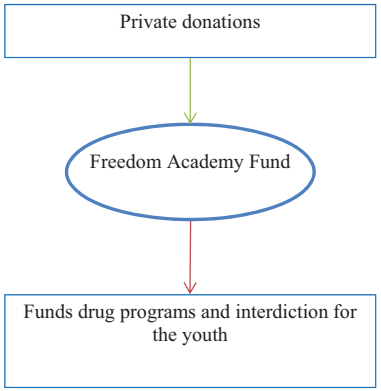

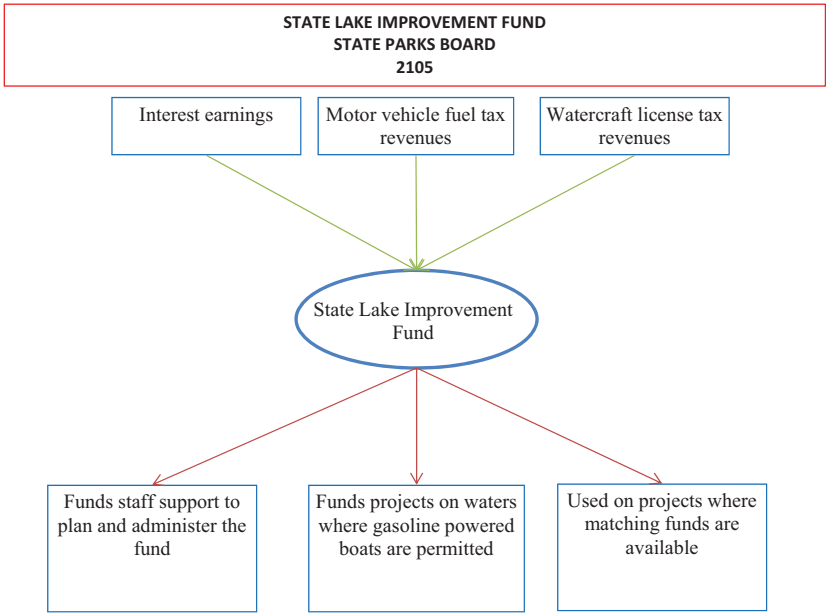
STATE LAKE IMPROVEMENT FUND
STATE PARKS BOARD
2105
Interest earnings
Motor vehicle fuel tax revenues
Watercraft license tax revenues
State Lake Improvement Fund
Funds staff support to plan and administer the fund
Funds projects on waters where gasoline powered boats are permitted
Used on projects where matching funds are available

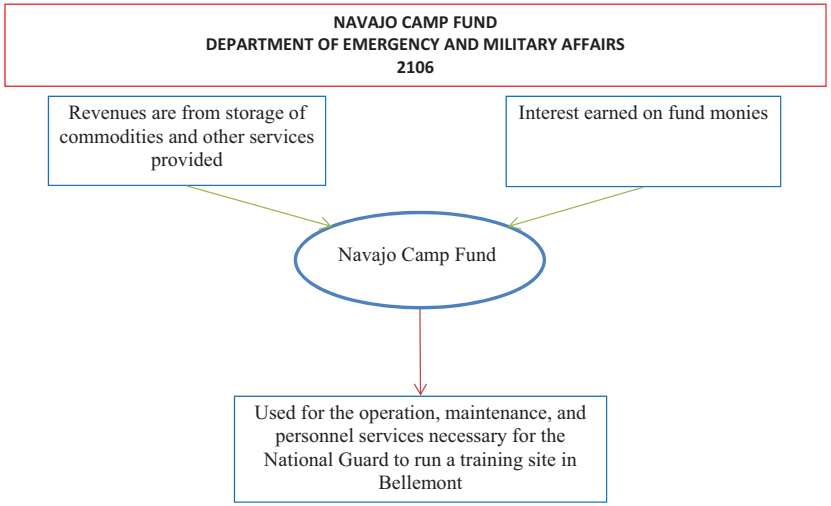
NAVAJO CAMP FUND
DEPARTMENT OF EMERGENCY AND MILITARY AFFAIRS
2106
Revenues are from storage of commodities and other services provided
Interest earned on fund monies
Navajo Camp Fund
Used for the operation, maintenance, and personnel services necessary for the National Guard to run a training site in Bellemont

STATE EDUCATION FUND FOR CORRECTIONAL EDUCATION FUND
DEPARTMENT OF CORRECTIONS
2107

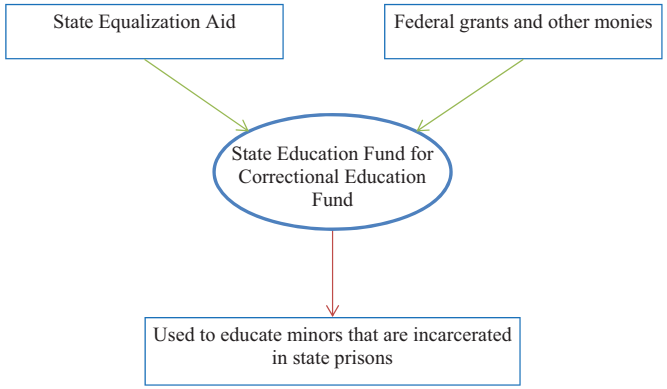

SAFETY ENFORCEMENT AND TRANSPORTATION INFRASTRUCTURE FUND
2108

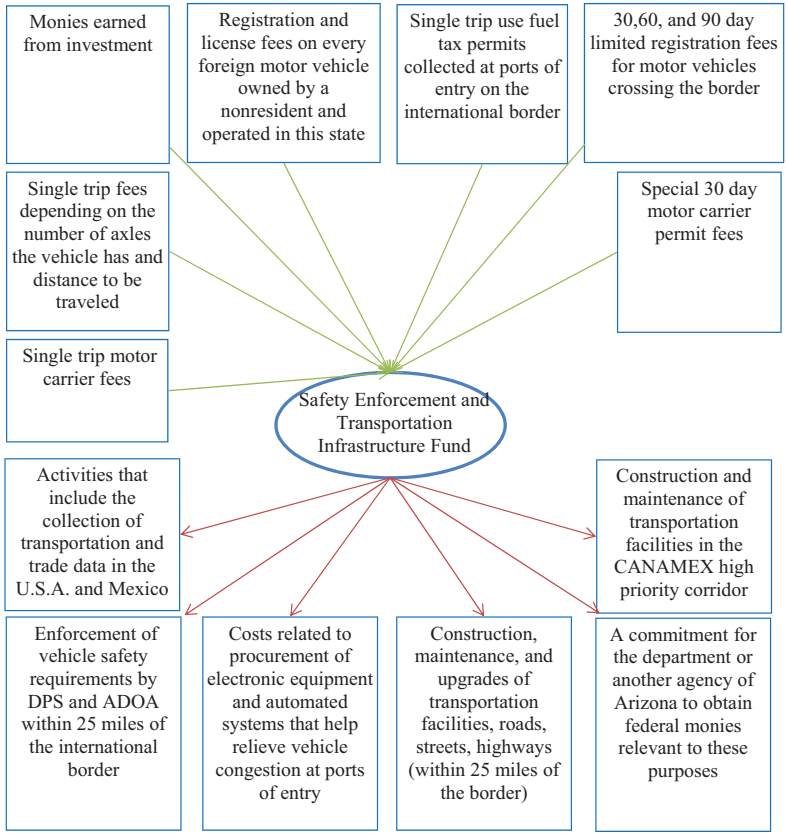

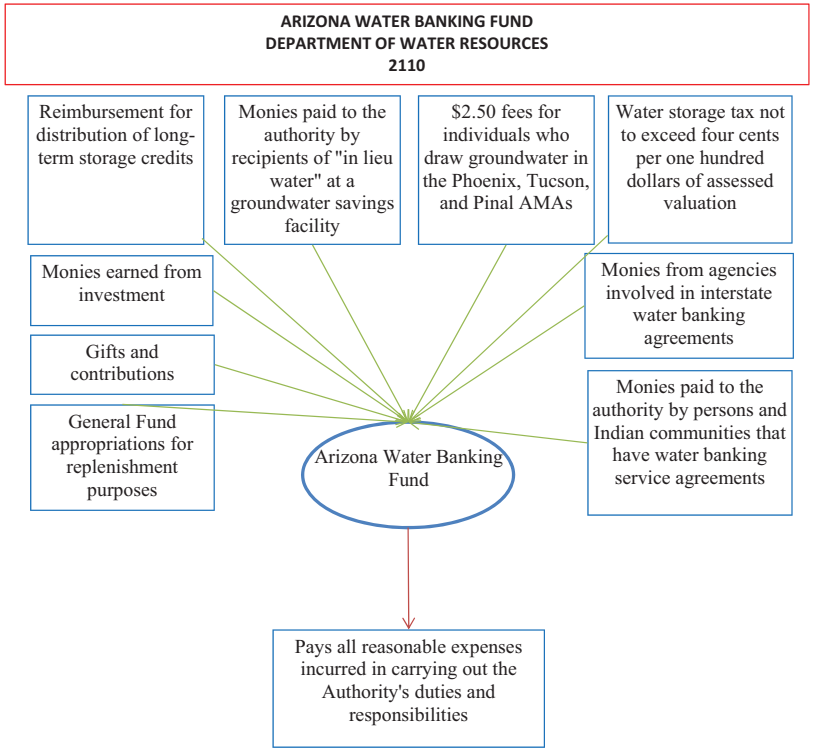
ARIZONA WATER BANKING FUND
DEPARTMENT OF WATER RESOURCES
2110
Reimbursement for distribution of long-term storage credits
Monies paid to the authority by recipients of "in lieu water" at a groundwater savings facility
$2.50 fees for individuals who draw groundwater in the Phoenix, Tucson, and Pinal AMAs
Water storage tax not to exceed four cents per one hundred dollars of assessed valuation
Monies earned from investment
Monies from agencies involved in interstate water banking agreements
Gifts and contributions
Monies paid to the authority by persons and Indian communities that have water banking service agreements
General Fund appropriations for replenishment purposes
Arizona Water Banking Fund
Pays all reasonable expenses incurred in carrying out the Authority's duties and responsibilities

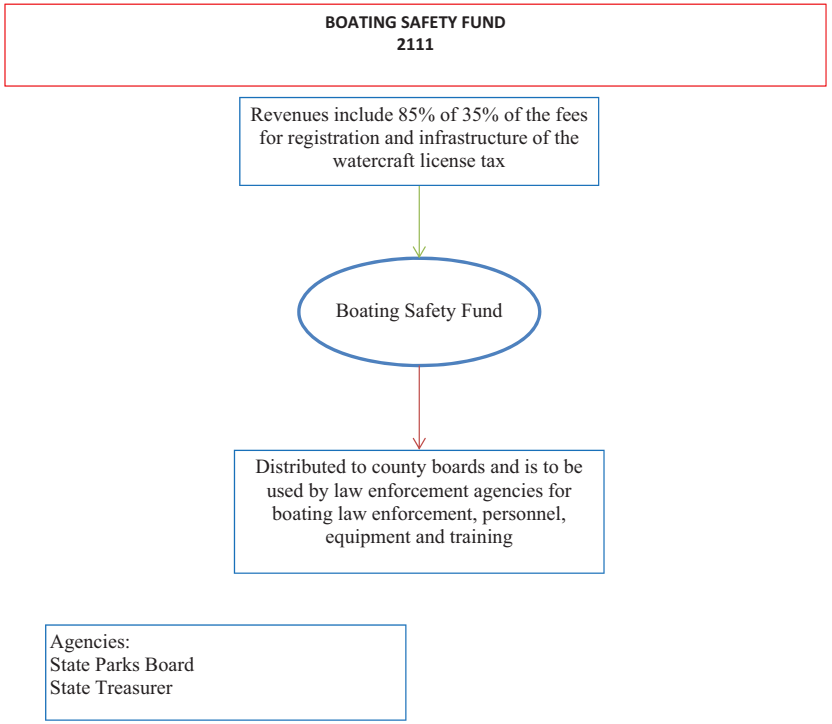
BOATING SAFETY FUND
2111
Revenues include 85% of 35% of the fees for registration and infrastructure of the watercraft license tax
Boating Safety Fund
Distributed to county boards and is to be used by law enforcement agencies for boating law enforcement, personnel, equipment and training
Agencies:
State Parks Board
State Treasurer

ARIZONA FEDERAL/STATE INSPECTION FUND
ARIZONA DEPARTMENT OF AGRICULTURE
2113

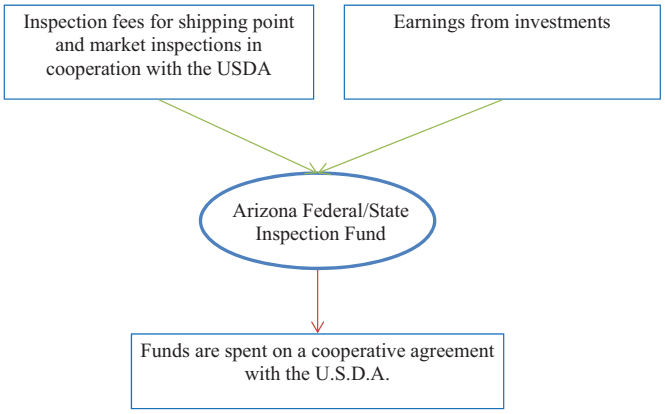

ARIZONA PROPERTY AND CASUALTY INSURANCE FUND
DEPARTMENT OF INSURANCE
2114

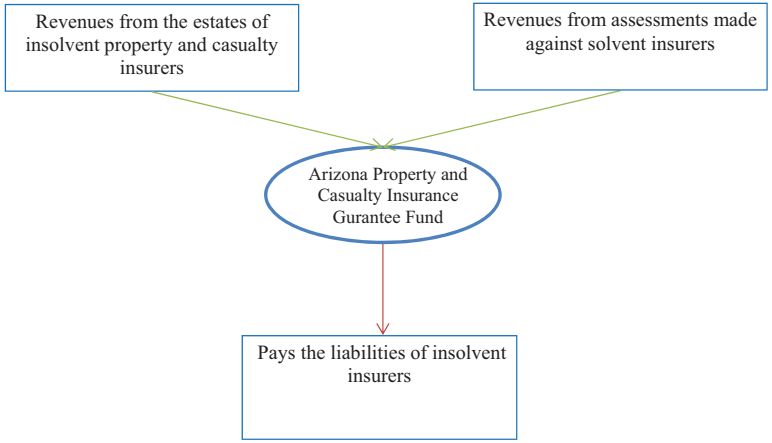

STATE LIBRARY FUND
DEPARTMENT OF STATE, SECRETARY OF STATE
2115

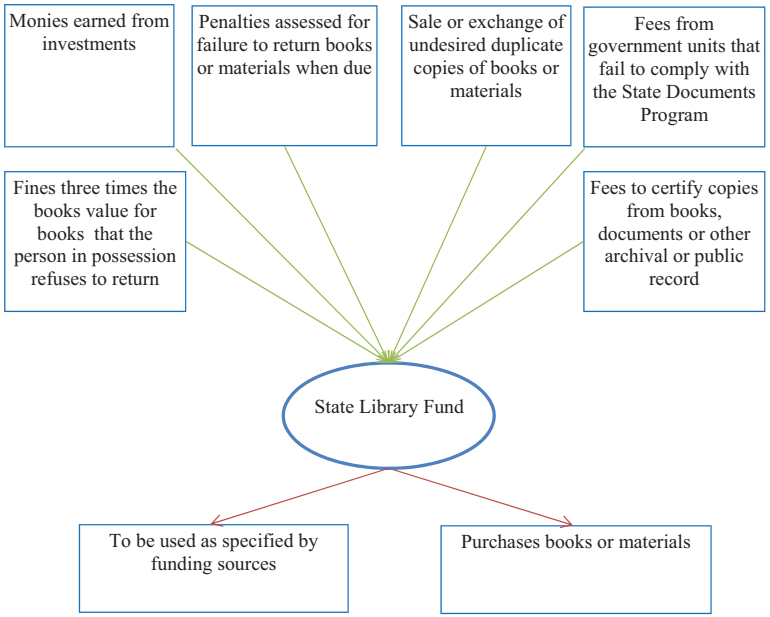

ARIZONA COMMISSION ON THE ARTS FUND
ARIZONA COMMISSION ON THE ARTS
2116

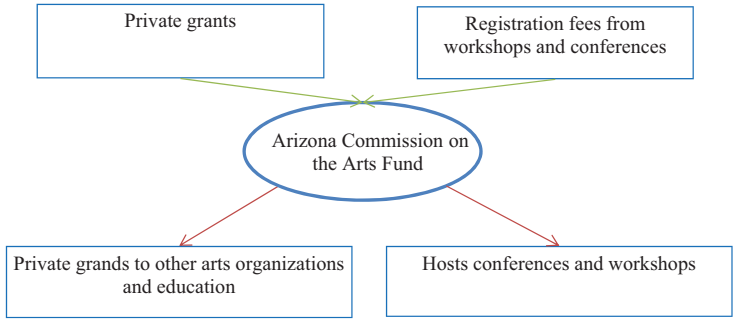

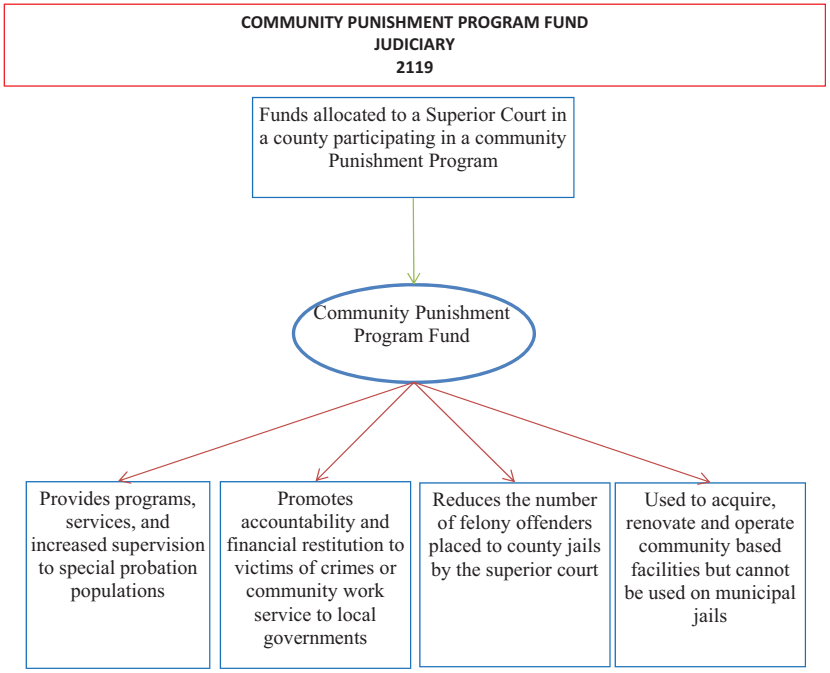
COMMUNITY PUNISHMENT PROGRAM FUND
JUDICIARY
2119
Funds allocated to a Superior Court in a county participating in a community Punishment Program
Community Punishment Program Fund
Provides programs, services, and increased supervision to special probation populations
Promotes accountability and financial restitution to victims of crimes or community work service to local governments
Reduces the number of felony offenders placed to county jails by the superior court
Used to acquire, renovate and operate community based facilities but cannot be used on municipal jails

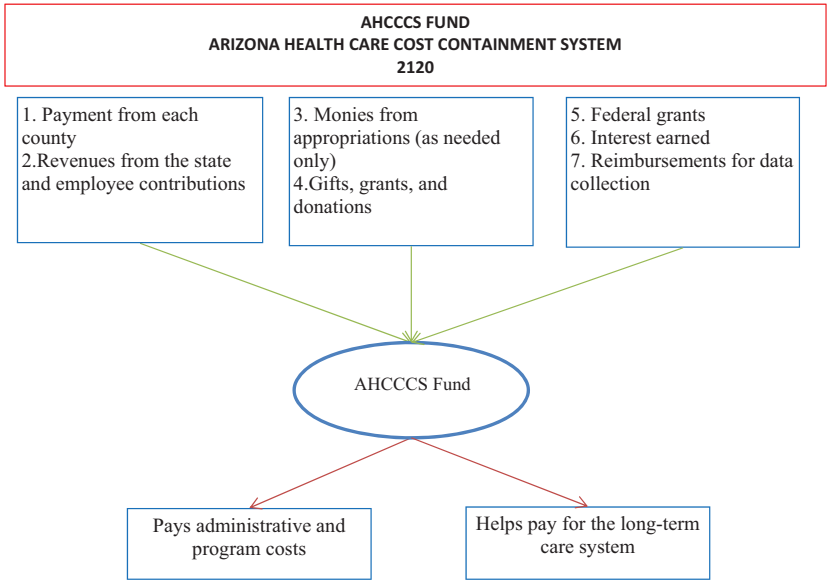
AHCCCS FUND
ARIZONA HEALTH CARE COST CONTAINMENT SYSTEM
2120
1. Payment from each county
2.Revenues from the state and employee contributions
3. Monies from appropriations (as needed only)
4.Gifts, grants, and donations
5. Federal grants
6. Interest earned
7. Reimbursements for data collection
AHCCCS Fund
Pays administrative and program costs
Helps pay for the long-term care system

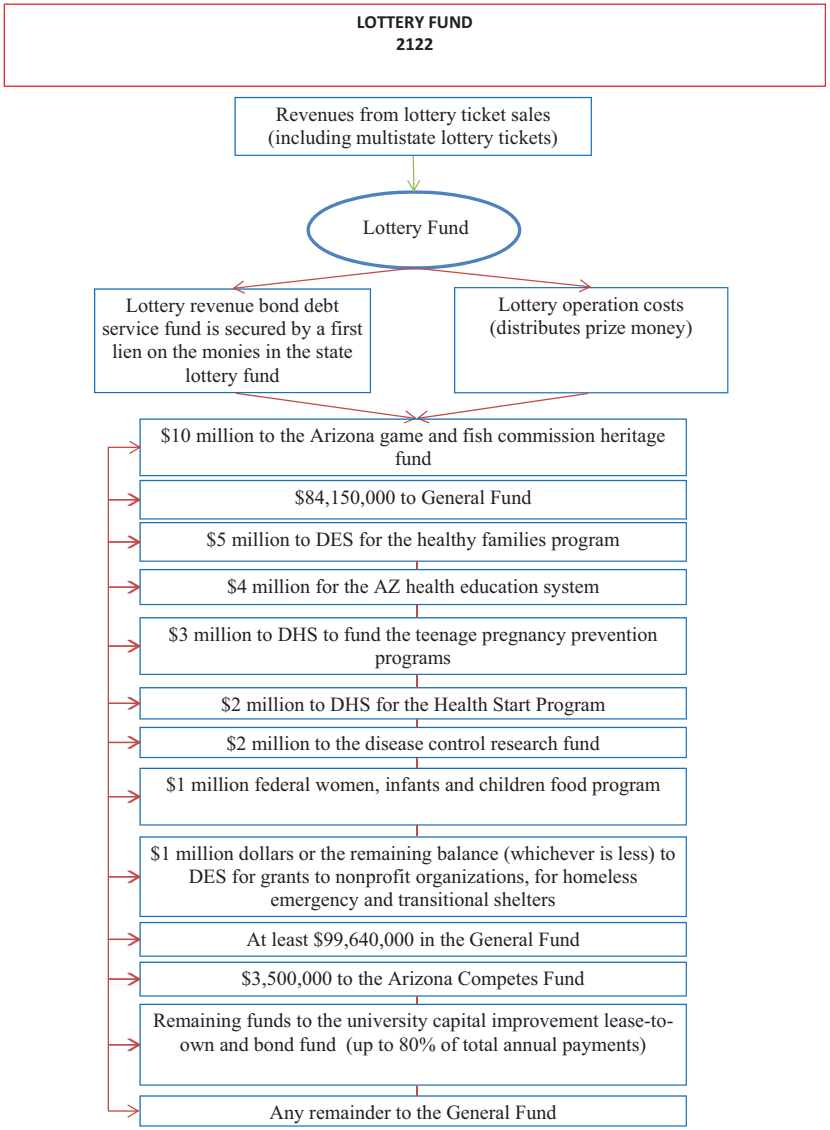
LOTTERY FUND
2122
Revenues from lottery ticket sales (including multistate lottery tickets)
Lottery Fund
Lottery revenue bond debt service fund is secured by a first lien on the monies in the state lottery fund
Lottery operation costs (distributes prize money)
$10 million to the Arizona game and fish commission heritage fund
$84,150,000 to General Fund
$5 million to DES for the healthy families program
$4 million for the AZ health education system
$3 million to DHS to fund the teenage pregnancy prevention programs
$2 million to DHS for the Health Start Program
$2 million to the disease control research fund
$1 million federal women, infants and children food program
$1 million dollars or the remaining balance (whichever is less) to DES for grants to nonprofit organizations, for homeless emergency and transitional shelters
At least $99,640,000 in the General Fund
$3,500,000 to the Arizona Competes Fund
Remaining funds to the university capital improvement lease-to-own and bond fund (up to 80% of total annual payments)
Any remainder to the General Fund

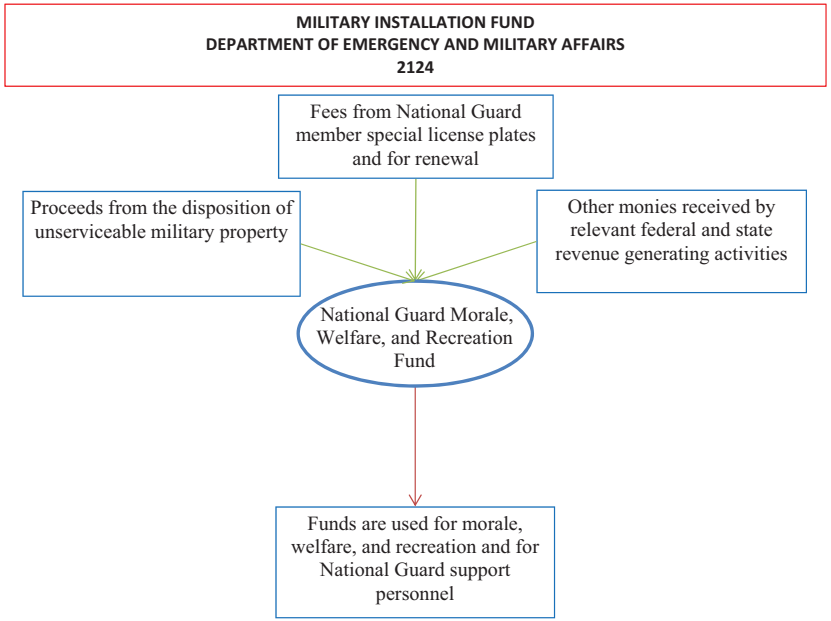
MILITARY INSTALLATION FUND
DEPARTMENT OF EMERGENCY AND MILITARY AFFAIRS
2124
Fees from National Guard member special license plates and for renewal
Proceeds from the disposition of unserviceable military property
Other monies received by relevant federal and state revenue generating activities
National Guard Morale, Welfare, and Recreation Fund
Funds are used for morale, welfare, and recreation and for National Guard support personnel

HISTORICAL SOCIETY PRESERVATION/RESTORE FUND
ARIZONA HISTORICAL SOCIETY
2125

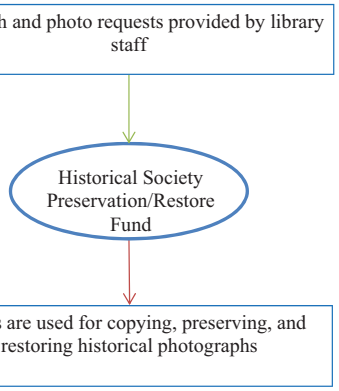

BANKING DEPARTMENT REVOLVING FUND
STATE DEPARTMENT OF FINANCIAL INSTITUTIONS
2126

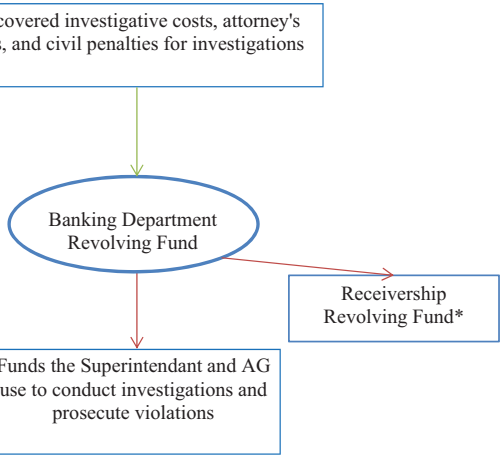

*If the unencumbered portion of the fund exceeds two hundred thousand dollars at the end of the fiscal year, all unencumbered monies in excess of two hundred thousand dollars shall be deposited in the department receivership revolving fund, pursuant to section 6-135.01.

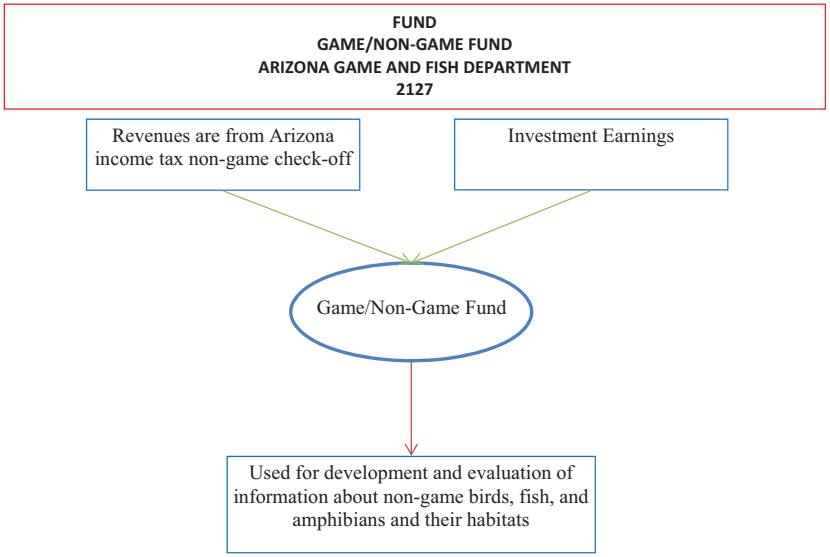
FUND
GAME/NON-GAME FUND
ARIZONA GAME AND FISH DEPARTMENT
2127
Revenues are from Arizona income tax non-game check-off
Investment Earnings
Game/Non-Game Fund
Used for development and evaluation of information about non-game birds, fish, and amphibians and their habitats

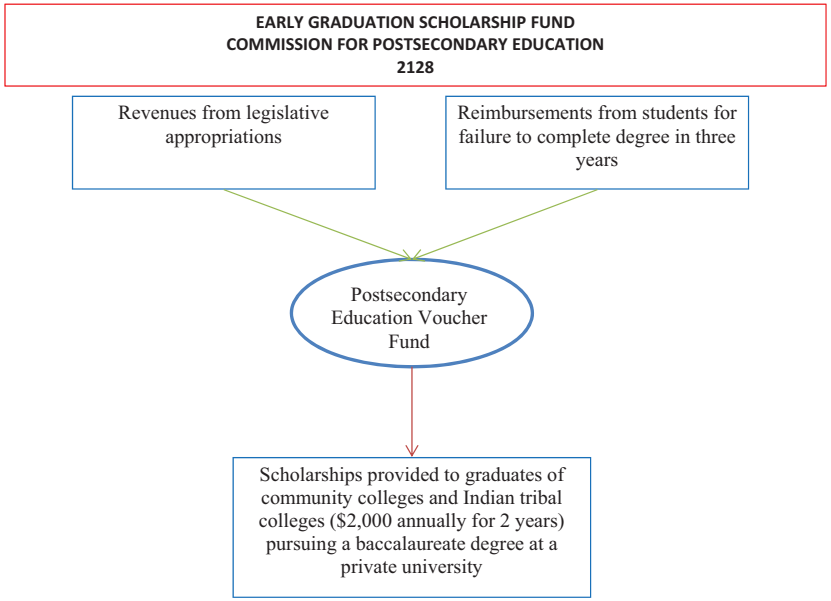
EARLY GRADUATION SCHOLARSHIP FUND
COMMISSION FOR POSTSECONDARY EDUCATION
2128
Revenues from legislative appropriations
Reimbursements from students for failure to complete degree in three years
Postsecondary Education Voucher Fund
Scholarships provided to graduates of community colleges and Indian tribal colleges ($2,000 annually for 2 years) pursuing a baccalaureate degree at a private university

CAP MUNICIPAL AND INDUSTRIAL REPAYMENT FUND
STATE LAND DEPARTMENT
2129

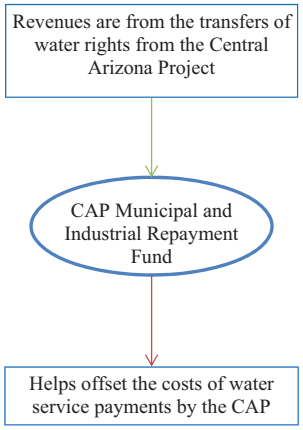

ATTORNEY GENERAL ANTI-RACKETEERING FUND
2131

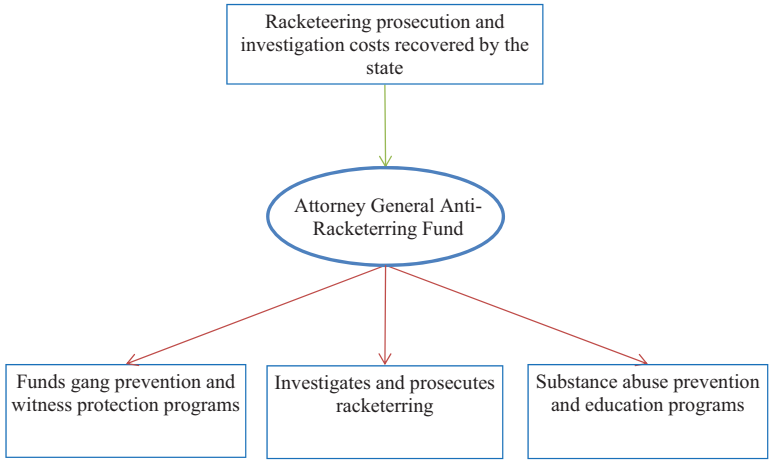

ATTORNEY GENERAL COLLECTION ENFORCEMENT FUND
ATTORNEY GENERAL - DEPARTMENT OF LAW
2132

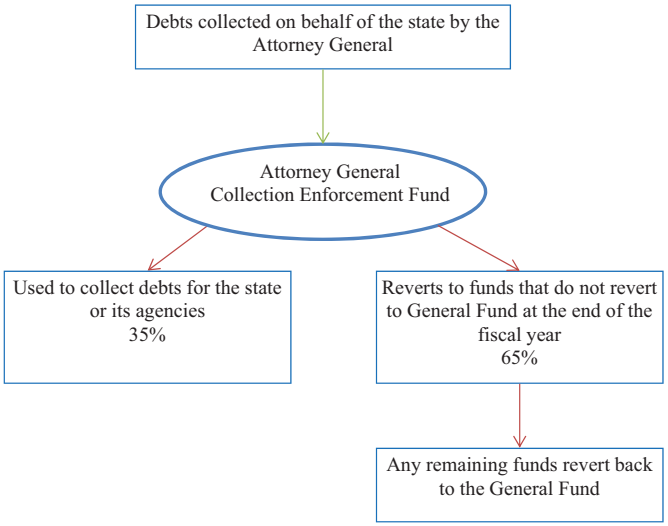

ACJC CRIMINAL JUSTICE ENHANCEMENT FUND
ARIZONA CRIMINAL JUSTICE COMMISSION
2134

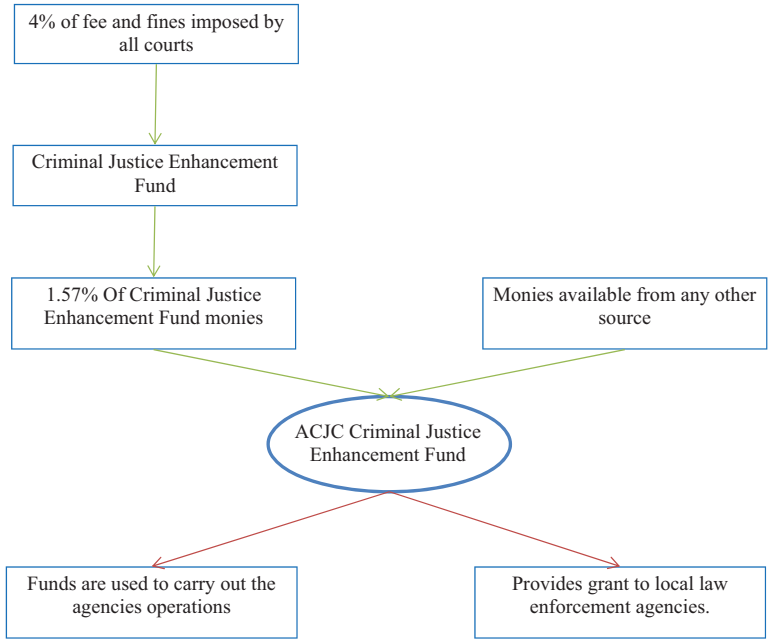

ARIZONA YOUTH FARM LOAN FUND
DEPARTMENT OF EDUCATION
2136

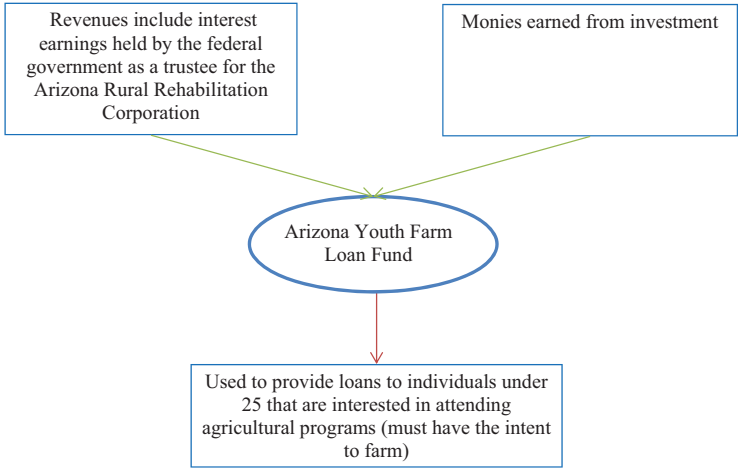

NUCLEAR EMERGENCY MANAGEMENT FUND
2138

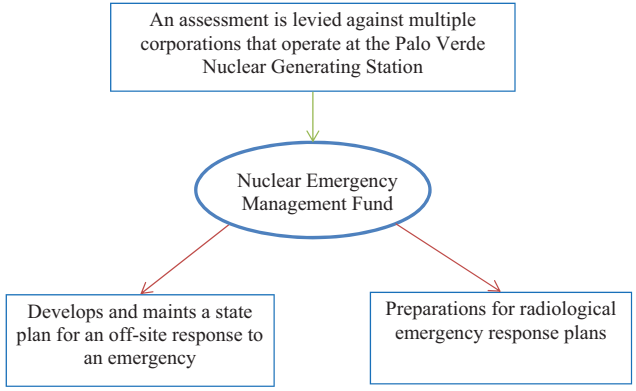

Agencies:
Arizona Department of Agriculture
Department of Emergency and Military Affairs
Radiation Regulatory Agency

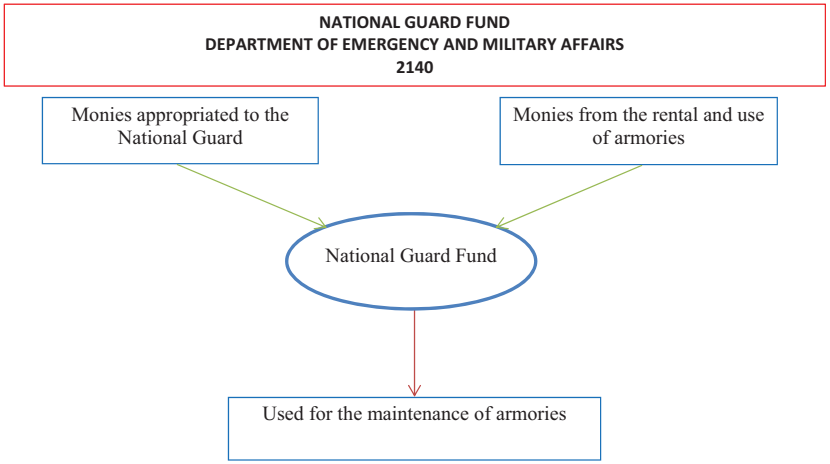
NATIONAL GUARD FUND
DEPARTMENT OF EMERGENCY AND MILITARY AFFAIRS
2140
Monies appropriated to the National Guard
Monies from the rental and use of armories
National Guard Fund
Used for the maintenance of armories

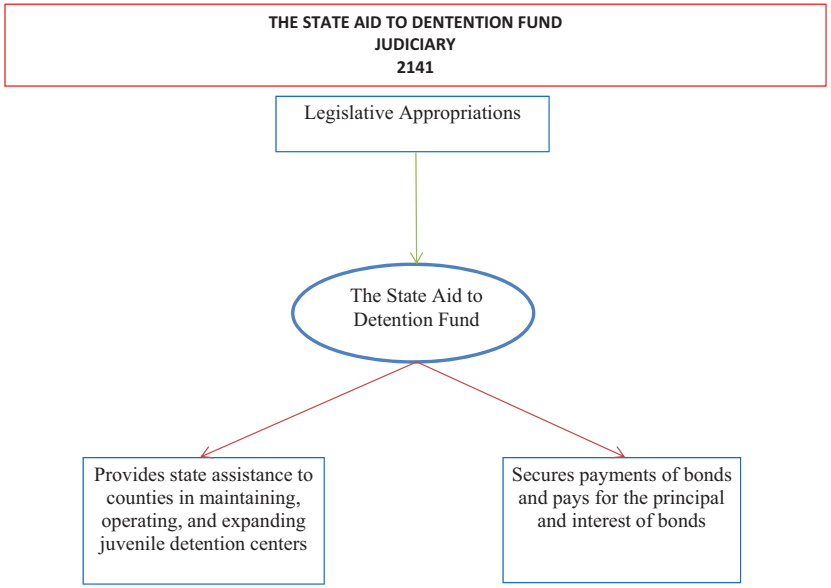
THE STATE AID TO DENTENTION FUND
JUDICIARY
2141
Legislative Appropriations
The State Aid to Detention Fund
Provides state assistance to counties in maintaining, operating, and expanding juvenile detention centers
Secures payments of bonds and pays for the principal and interest of bonds

INFORMATION TECHNOLOGY FUND
ARIZONA DEPARTMENT OF ADMINISTRATION
2152

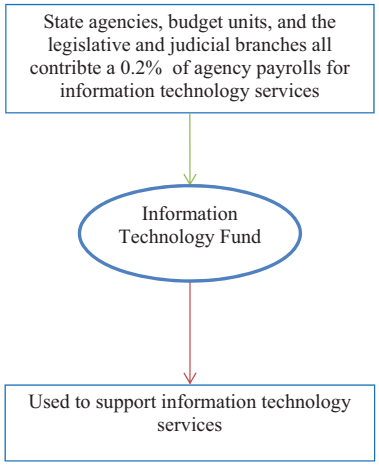

LIFE AND DISABILITY GUARANTY FUND
DEPARTMENT OF INSURANCE
2154

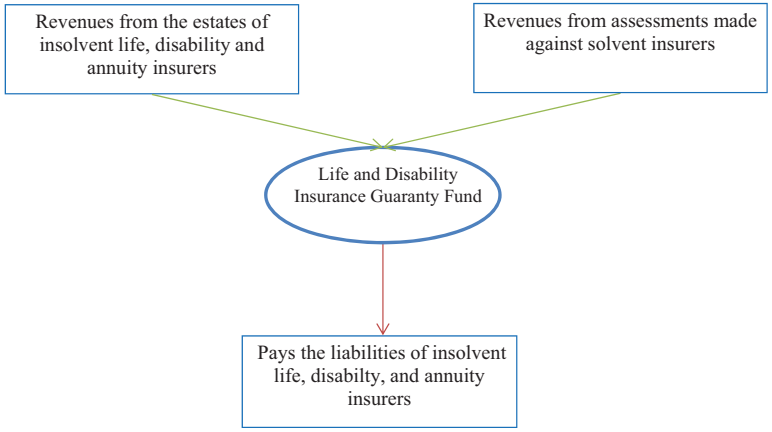

ATTORNEY GENERAL AGENCY SERVICES FUND
ATTORNEY GENERAL - DEPARTMENT OF LAW
2157

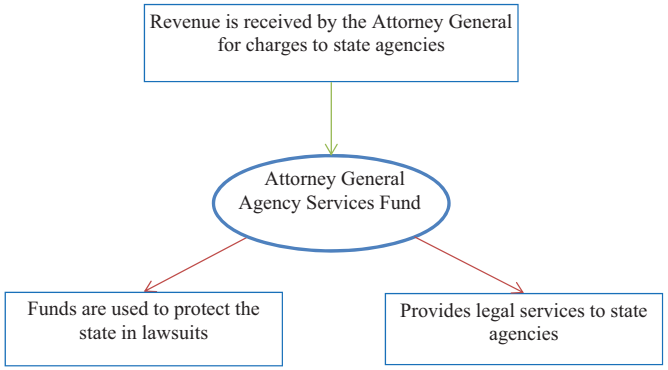

DPS-FBI FINGERPRINT FUND
2159

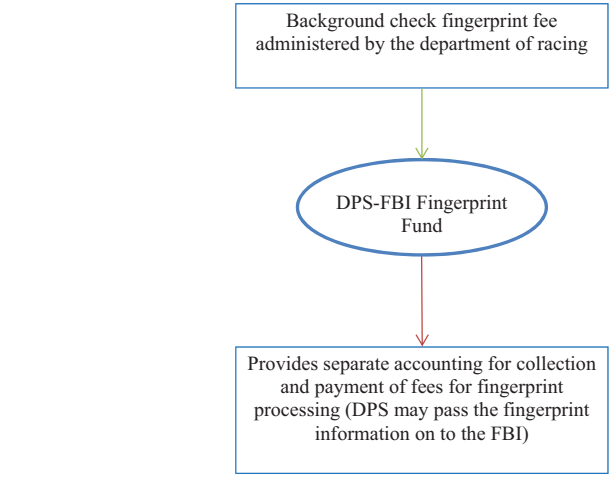

Agencies:
Department of Liquor Licenses and Control
Department of Fire, Building, and Life Safety
Arizona Department of Racing

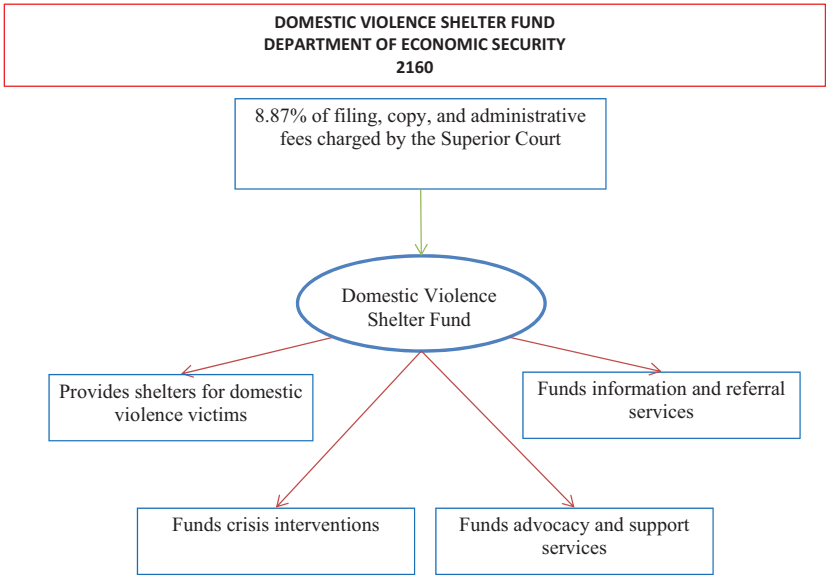
DOMESTIC VIOLENCE SHELTER FUND
DEPARTMENT OF ECONOMIC SECURITY
2160
8.87% of filing, copy, and administrative fees charged by the Superior Court
Domestic Violence Shelter Fund
Provides shelters for domestic violence victims
Funds information and referral services
Funds crisis interventions
Funds advocacy and support services

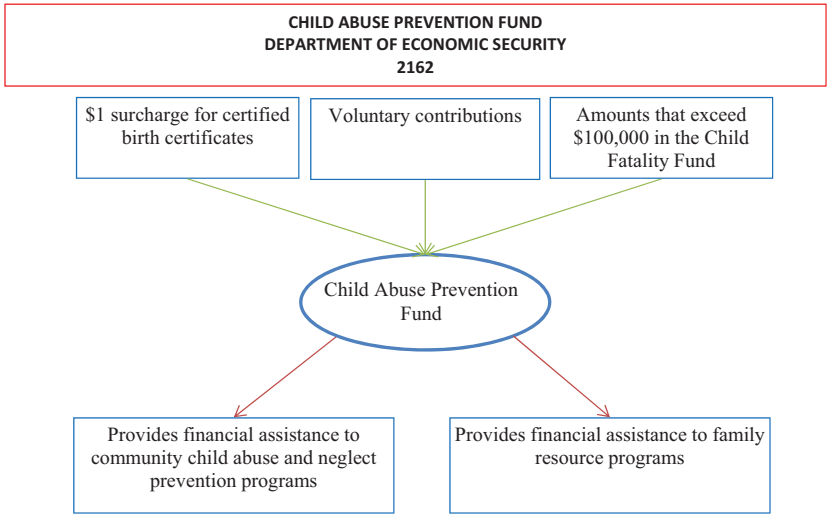
CHILD ABUSE PREVENTION FUND
DEPARTMENT OF ECONOMIC SECURITY
2162
$1 surcharge for certified birth certificates
Voluntary contributions
Amounts that exceed $100,000 in the Child Fatality Fund
Child Abuse Prevention Fund
Provides financial assistance to community child abuse and neglect prevention programs
Provides financial assistance to family resource programs

INSURANCE DEPARTMENT FINGERPRINTING FUND
DEPARTMENT OF INSURANCE
2163

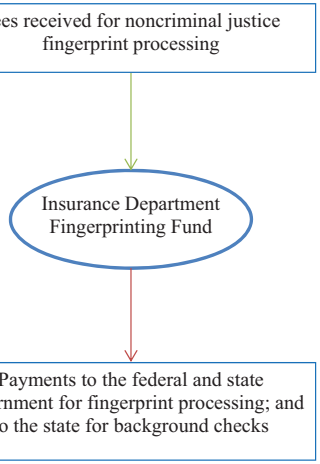

REVENUE PUBLICATION REVOLVING FUND
DEPARTMENT OF REVENUE
2166

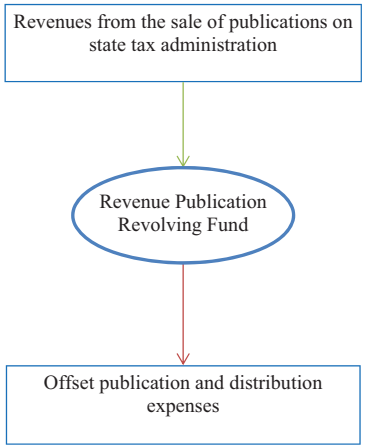

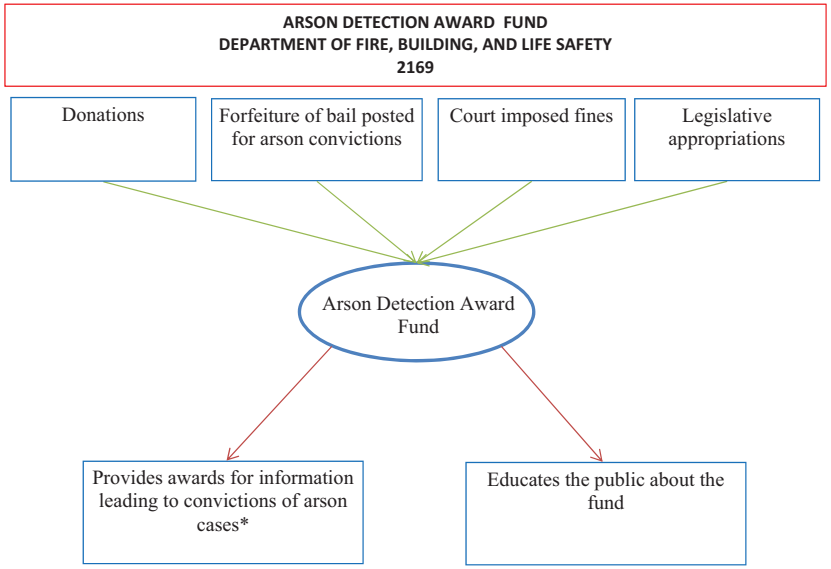

*Reward amounts are not to exceed $10,000 and are awarded depending on the value of the information provided.

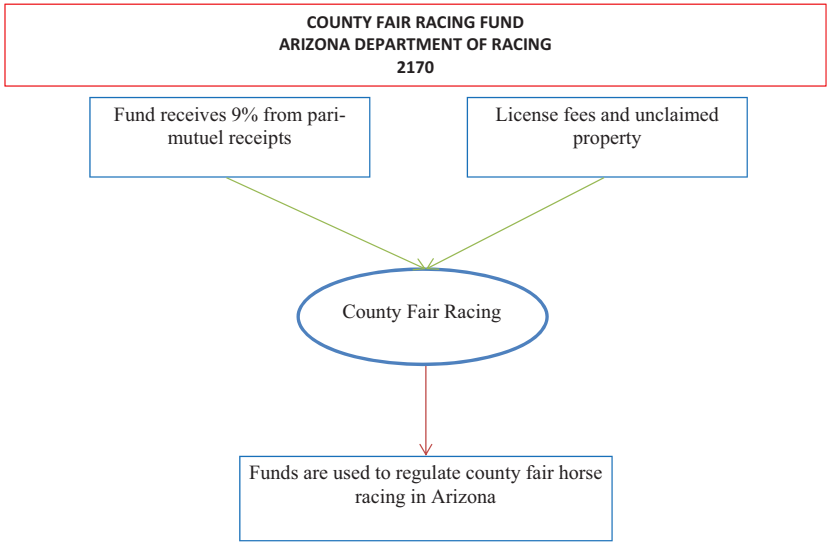

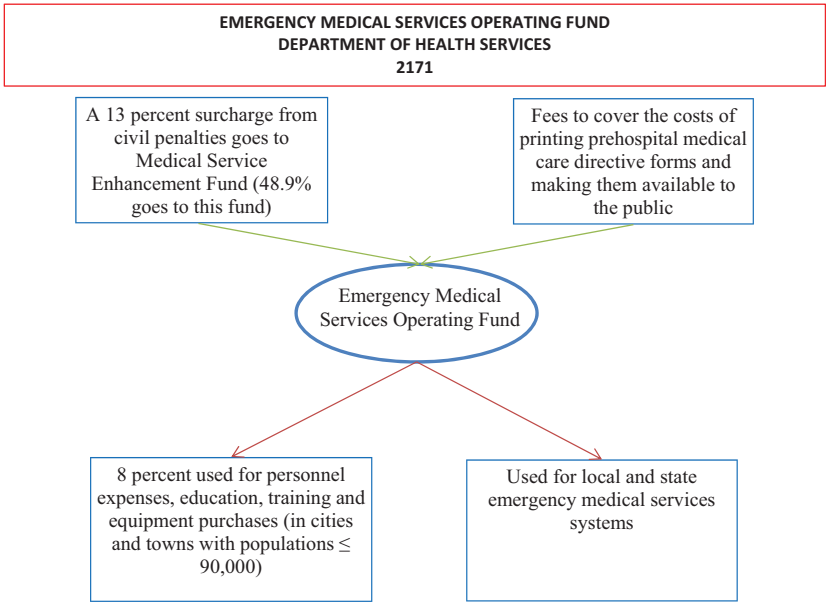
EMERGENCY MEDICAL SERVICES OPERATING FUND
DEPARTMENT OF HEALTH SERVICES
2171
A 13 percent surcharge from civil penalties goes to Medical Service Enhancement Fund (48.9% goes to this fund)
Fees to cover the costs of printing prehospital medical care directive forms and making them available to the public
Emergency Medical Services Operating Fund
8 percent used for personnel expenses, education, training and equipment purchases (in cities and towns with populations ≤ 90,000)
Used for local and state emergency medical services systems

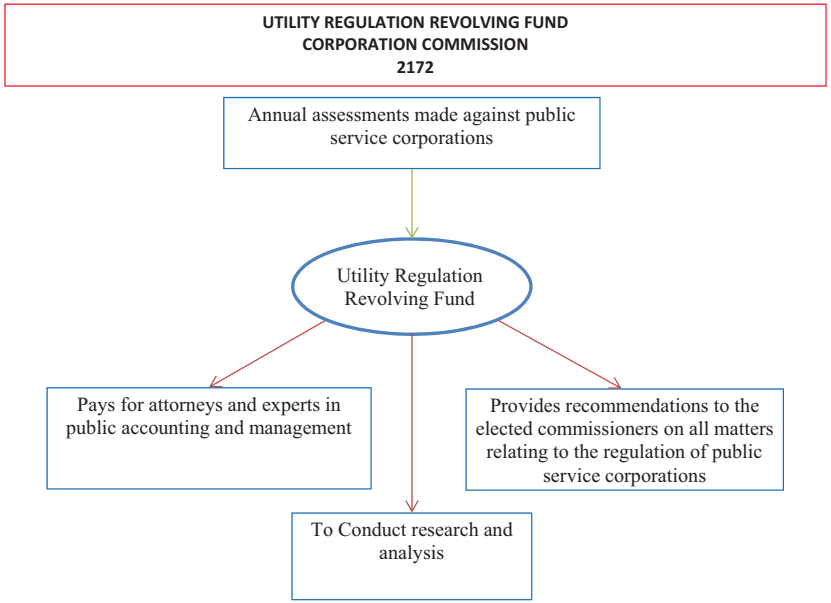
UTILITY REGULATION REVOLVING FUND
CORPORATION COMMISSION
2172
Annual assessments made against public service corporations
Utility Regulation Revolving Fund
Pays for attorneys and experts in public accounting and management
Provides recommendations to the elected commissioners on all matters relating to the regulation of public service corporations
To Conduct research and analysis

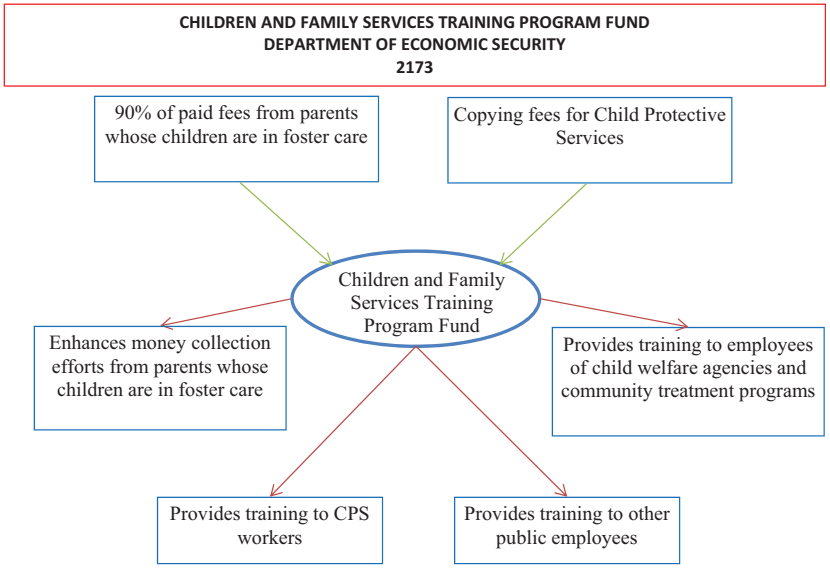
CHILDREN AND FAMILY SERVICES TRAINING PROGRAM FUND
DEPARTMENT OF ECONOMIC SECURITY
2173
90% of paid fees from parents whose children are in foster care
Copying fees for Child Protective Services
Children and Family Services Training Program Fund
Enhances money collection efforts from parents whose children are in foster care
Provides training to employees of child welfare agencies and community treatment programs
Provides training to CPS workers
Provides training to other public employees

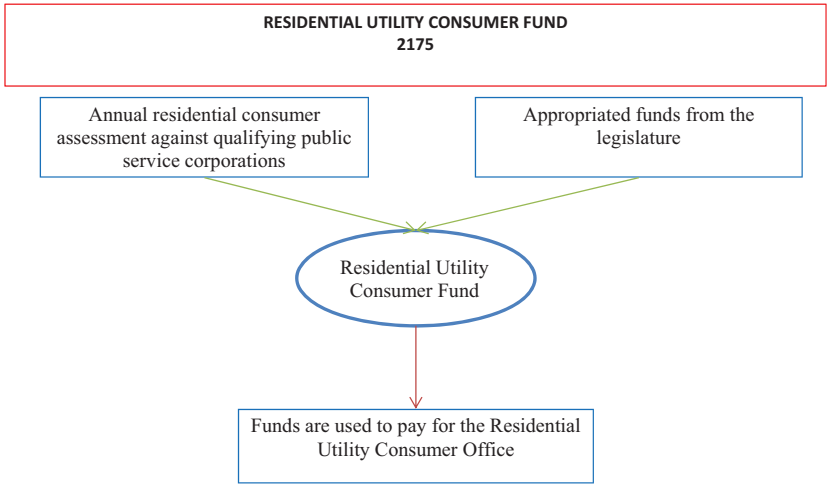
RESIDENTIAL UTILITY CONSUMER FUND
2175
Annual residential consumer assessment against qualifying public service corporations
Appropriated funds from the legislature
Residential Utility Consumer Fund
Funds are used to pay for the Residential Utility Consumer Office

DOA 911 EMERGENCY TELECOM SERVICE REVOLVING FUND
ARIZONA DEPARTMENT OF ADMINISTRATION
2176

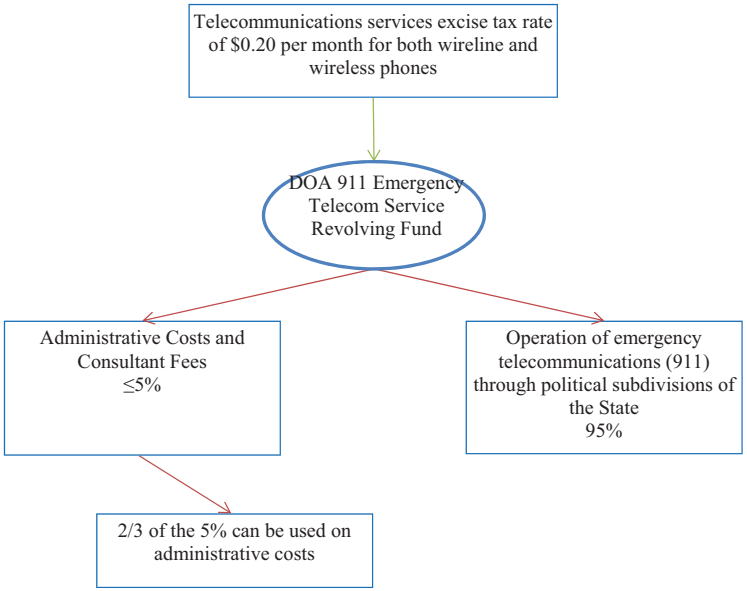

INDUSTRIAL COMMISSION ADMIN FUND
INDUSTRIAL COMMISSION OF ARIZONA
2177

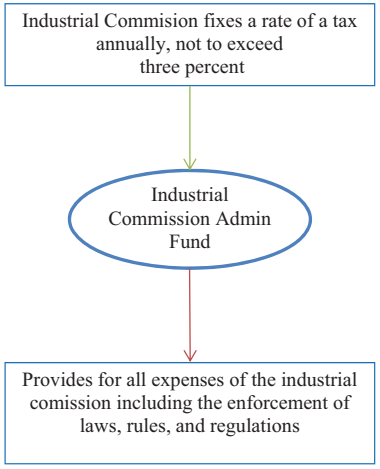

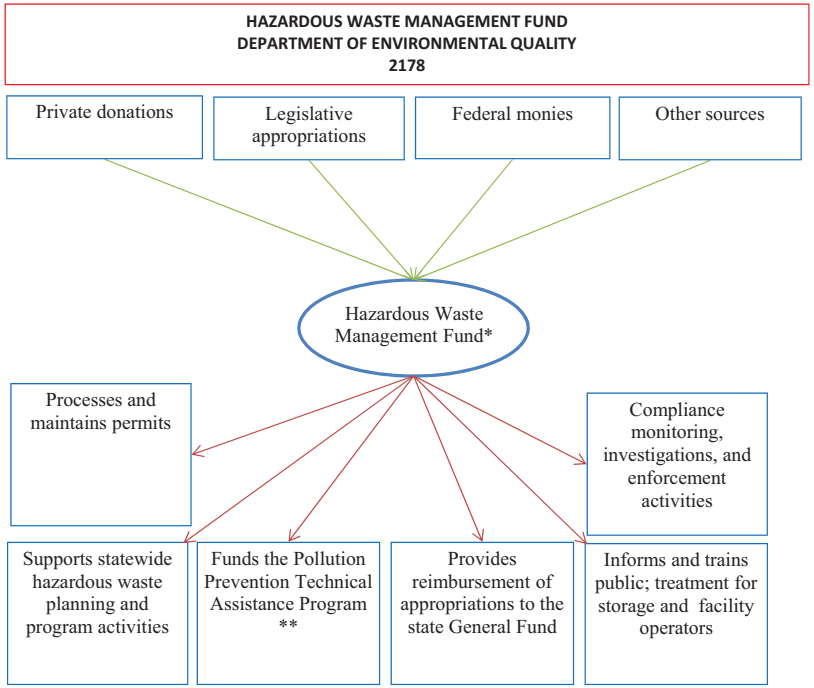

*10% of the fund is transmitted to the emergency response fund to be used for staffing local emergency planning committees and equipping local fire departments,for the development of hazardous materials emergency response teams.

**Also provides matching funds for the Pollution Prevention Act of 1990

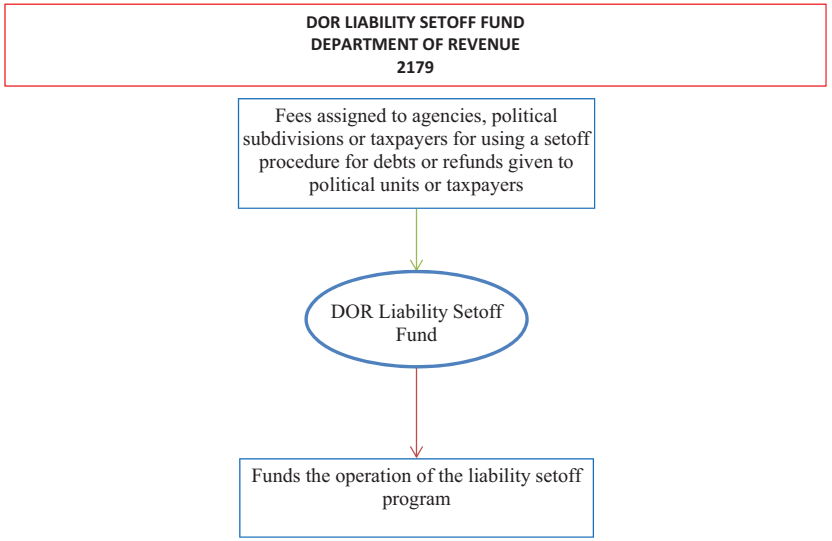

NEWBORN SCREENING PROGRAM FUND
DEPARTMENT OF HEALTH SERVICES
2184

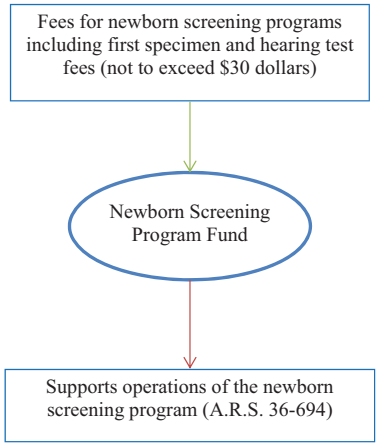

GENERAL ADJUDICATION FUND
DEPARTMENT OF WATER RESOURCES
2191

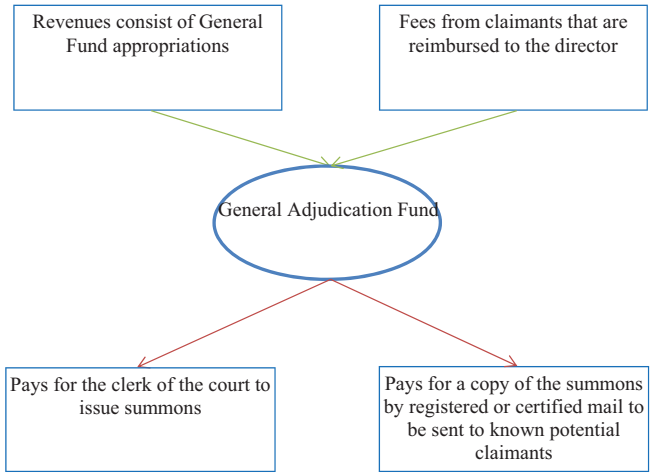

CHILD PASSENGER RESTRAINT FUND
DEPARTMENT OF ECONOMIC SECURITY
2192

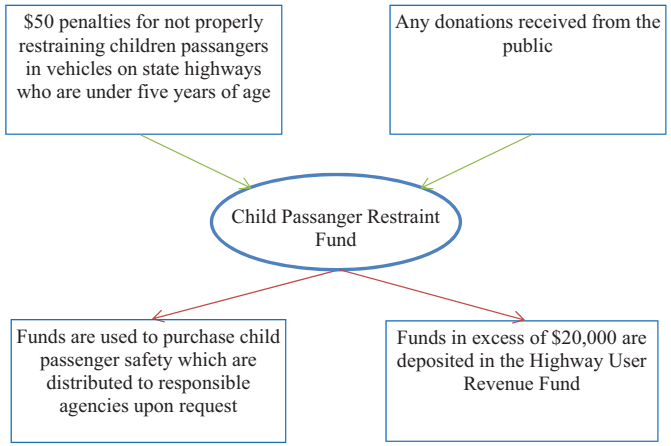

JUVENILE DELINQUENT REDUCTION FUND
JUDICIARY
2193

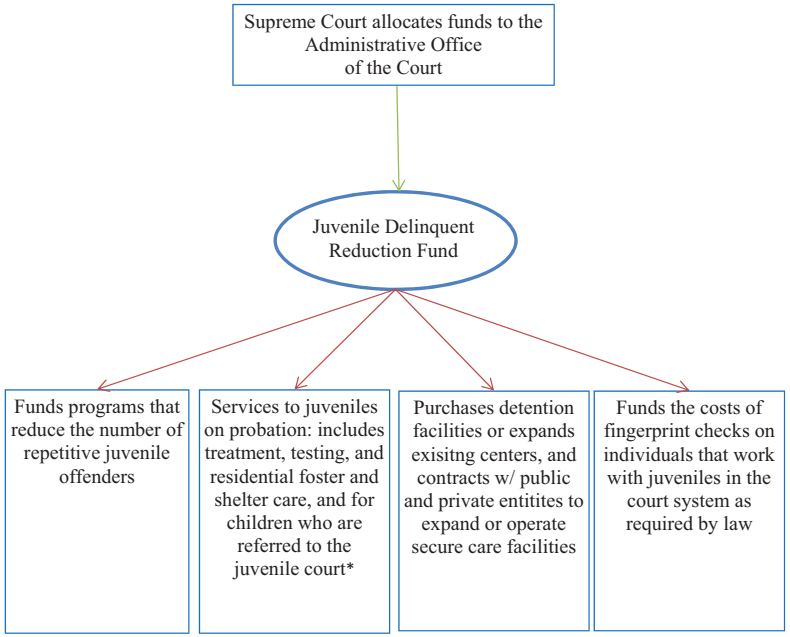

*Applies to those under 21 years of age pursuing high school or equivalent education programs, and those who voluntarily participate in treatment

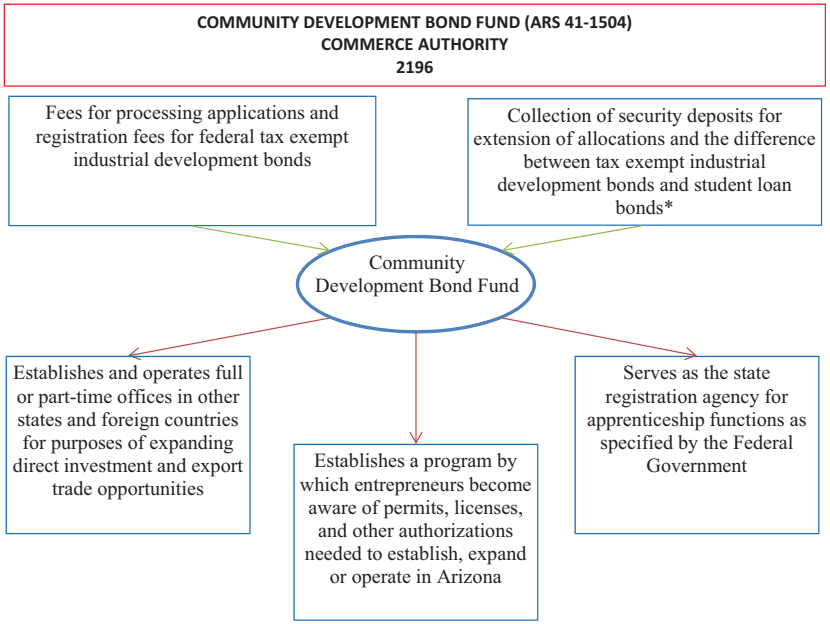

*A.R.S. 41-1504 Security deposits forfeited to the authority shall be deposited in the State General Fund.

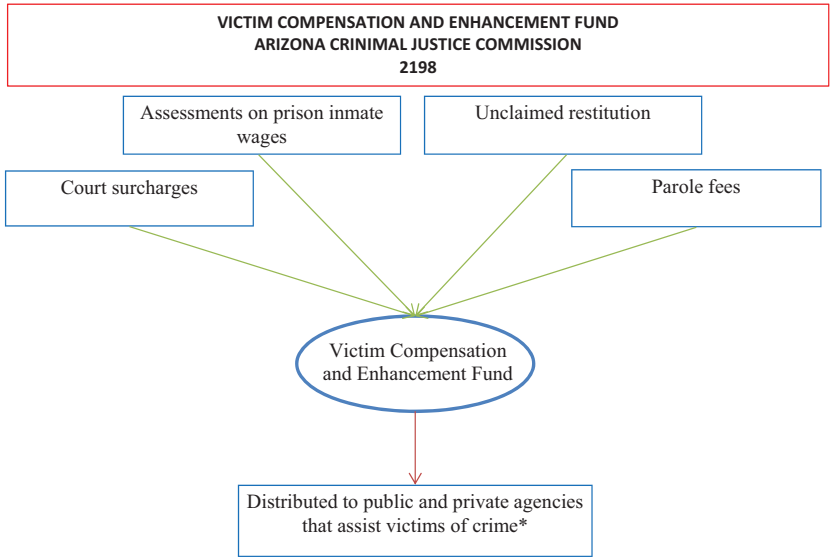

*Note: not more than 50% of these funds should go to members of the Arizona Criminal Justice Commission

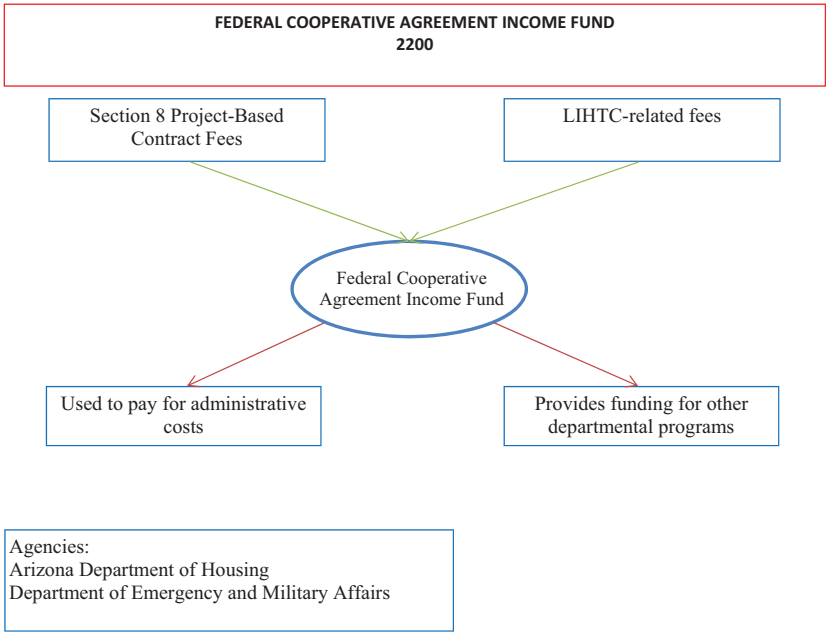
FEDERAL COOPERATIVE AGREEMENT INCOME FUND
2200
Section 8 Project-Based Contract Fees
LIHTC-related fees
Federal Cooperative Agreement Income Fund
Used to pay for administrative costs
Provides funding for other departmental programs
Agencies:
Arizona Department of Housing
Department of Emergency and Military Affairs

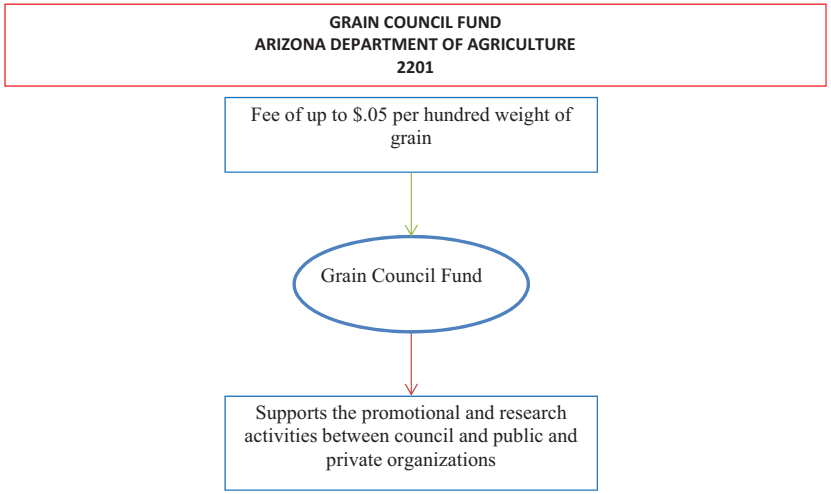
GRAIN COUNCIL FUND
ARIZONA DEPARTMENT OF AGRICULTURE
2201
Fee of up to $.05 per hundred weight of grain
Grain Council Fund
Supports the promotional and research activities between council and public and private organizations

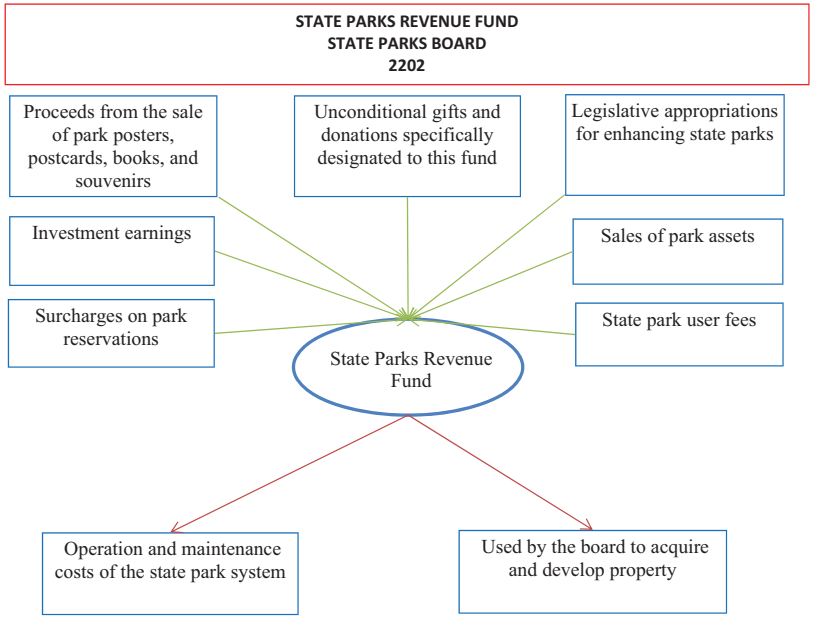

*Notes: Effective after August 2012

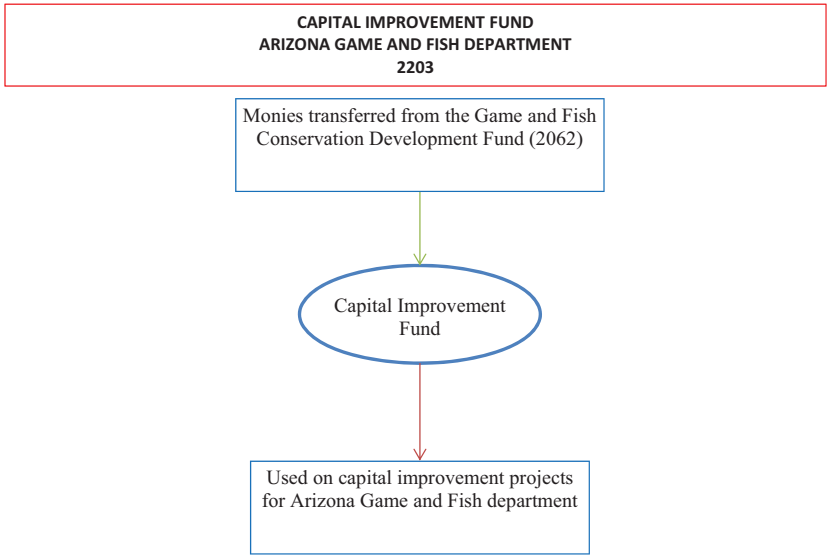

DOC-ALCOHOL ABUSE TREATMENT FUND
DEPARTMENT OF CORRECTIONS
2204

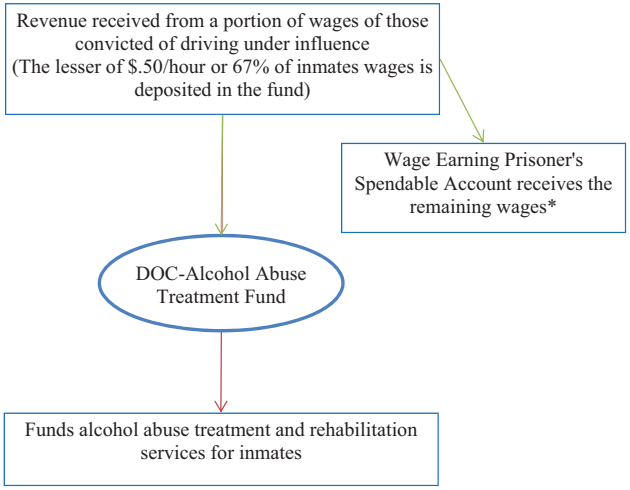

*For a description of how funds are spent in the Wage Earning Prisoner's Spendable Account see A.R.S. 31-255

BREEDERS AWARD FUND
ARIZONA DEPARTMENT OF RACING
2206

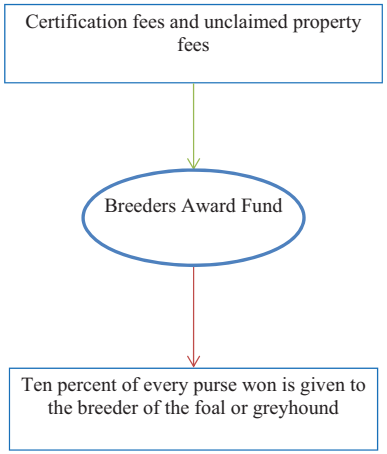

COUNTY FAIRS RACING BETTERMENT FUND
ARIZONA DEPARTMENT OF RACING
2207

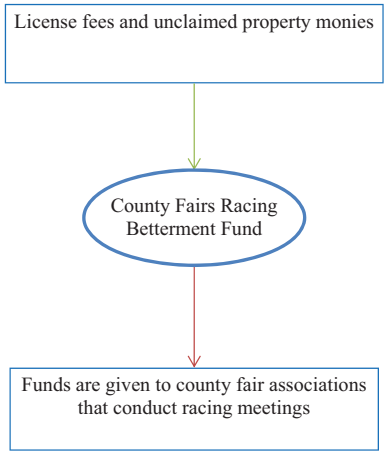

WATERFOWL CONSERVATION FUND
ARIZONA GAME AND FISH DEPARTMENT
2209

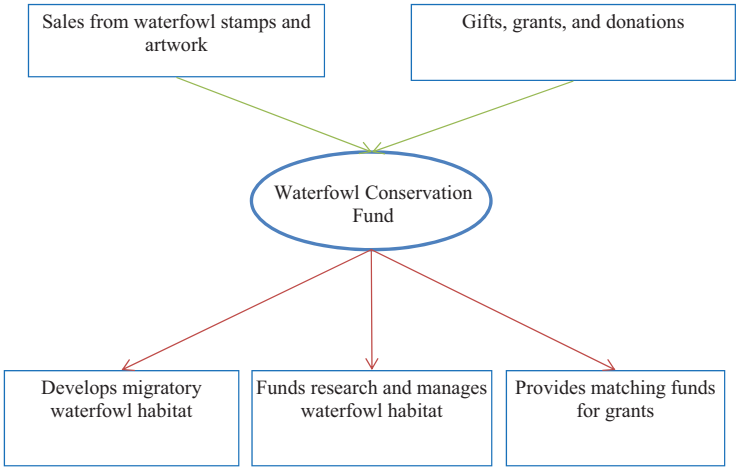

BUILDING AND FIRE SAFETY FUND
DEPARTMENT OF FIRE, BUILDING, AND LIFE SAFETY
2211

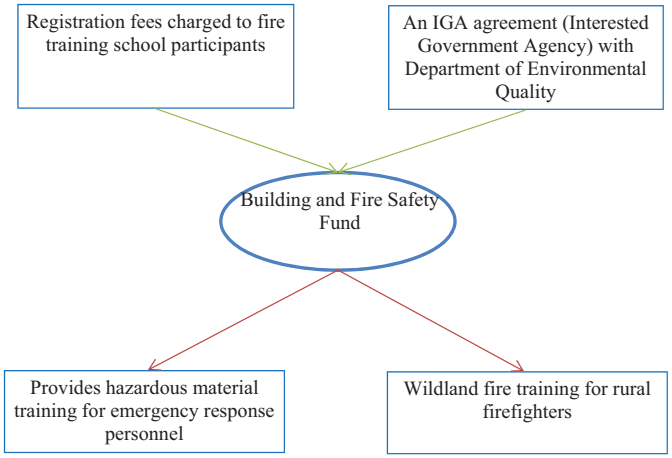

AUGMENTATION AND CONSERVATION ASSISTANCE FUND
DEPARTMENT OF WATER RESOURCES
2213

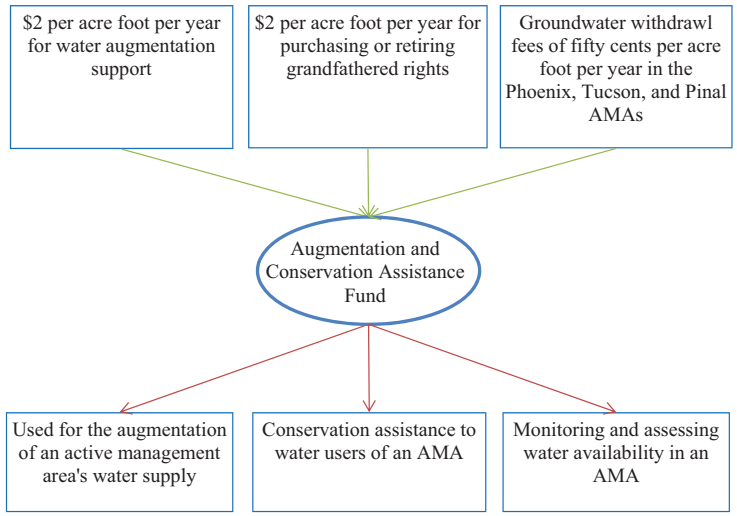


PUBLIC ASSISTANCE COLLECTIONS FUND
DEPARTMENT OF ECONOMIC SECURITY
2217
Receives 25% of public assistance overpayments and reimbursements
50% of revenues from support collection technology systems designed for other states
(50% goes directly to General Fund)
Public Assistance Collections Fund
Used to improve public assistance collection activities
25% remains and 75% goes to the General Fund

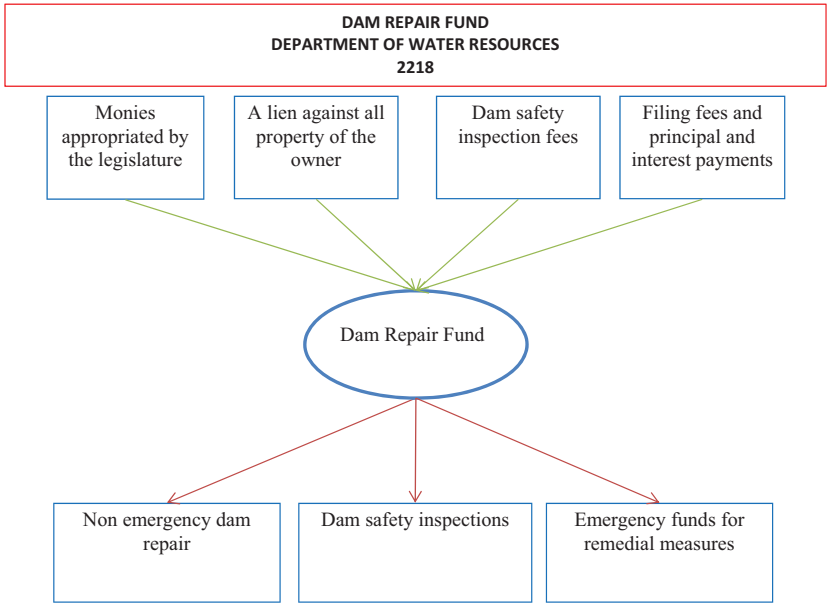
DAM REPAIR FUND
DEPARTMENT OF WATER RESOURCES
2218
Monies appropriated by the legislature
A lien against all property of the owner
Dam safety inspection fees
Filing fees and principal and interest payments
Dam Repair Fund
Non emergency dam repair
Dam safety inspections
Emergency funds for remedial measures

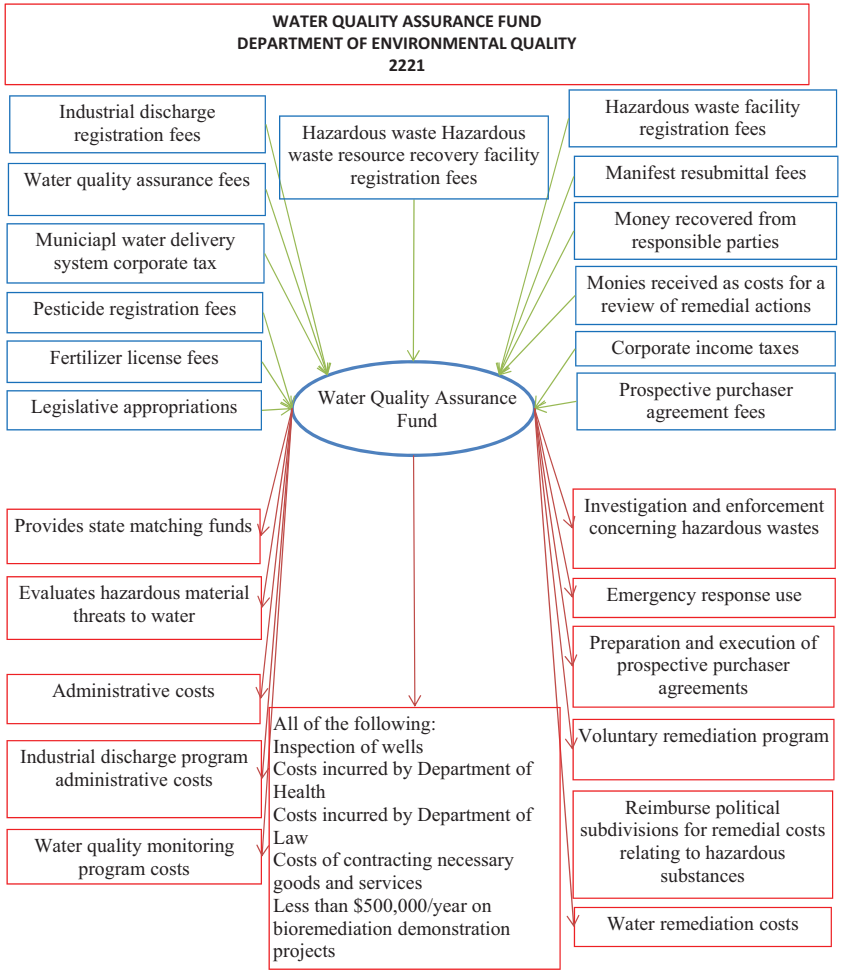
WATER QUALITY ASSURANCE FUND
DEPARTMENT OF ENVIRONMENTAL QUALITY
2221
Industrial discharge registration fees
Water quality assurance fees
Municiapl water delivery system corporate tax
Pesticide registration fees
Fertilizer license fees
Legislative appropriations
Hazardous waste Hazardous waste resource recovery facility registration fees
Hazardous waste facility registration fees
Manifest resubmittal fees
Money recovered from responsible parties
Monies received as costs for a review of remedial actions
Corporate income taxes
Prospective purchaser agreement fees
Water Quality Assurance Fund
Provides state matching funds
Evaluates hazardous material threats to water
Administrative costs
Industrial discharge program administrative costs
Water quality monitoring program costs
All of the following:
Inspection of wells
Costs incurred by Department of Health
Costs incurred by Department of Law
Costs of contracting necessary goods and services
Less than $500,000/year on bioremediation demonstration projects
Investigation and enforcement concerning hazardous wastes
Emergency response use
Preparation and execution of prospective purchaser agreements
Voluntary remediation program
Reimburse political subdivisions for remedial costs relating to hazardous substances
Water remediation costs

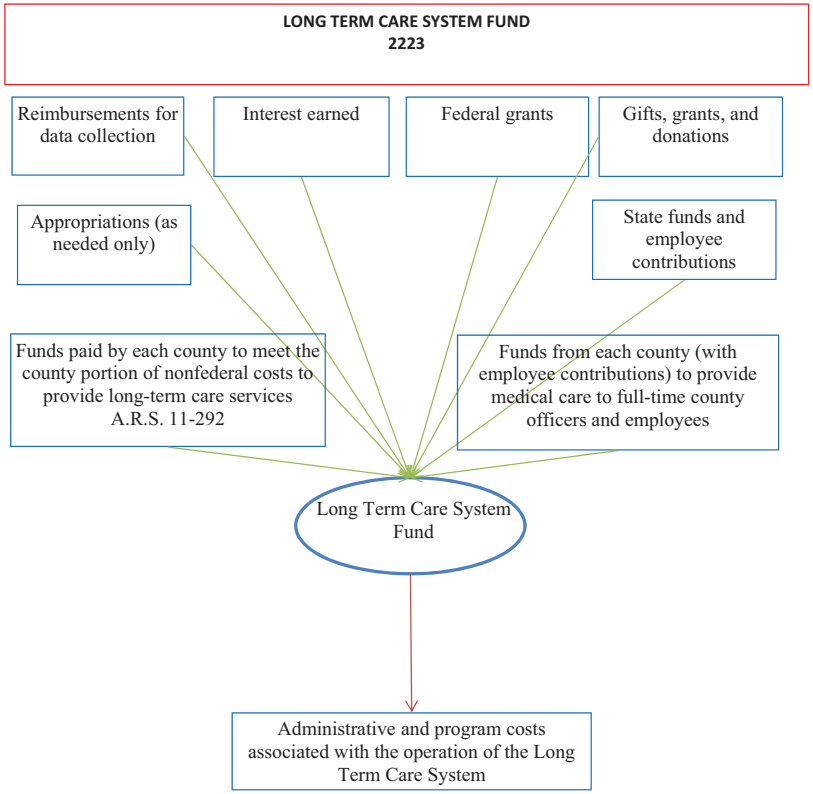
LONG TERM CARE SYSTEM FUND
2223
Reimbursements for data collection
Interest earned
Federal grants
Gifts, grants, and donations
Appropriations (as needed only)
State funds and employee contributions
Funds paid by each county to meet the county portion of nonfederal costs to provide long-term care services A.R.S. 11-292
Funds from each county (with employee contributions) to provide medical care to full-time county officers and employees
Long Term Care System Fund
Administrative and program costs associated with the operation of the Long Term Care System

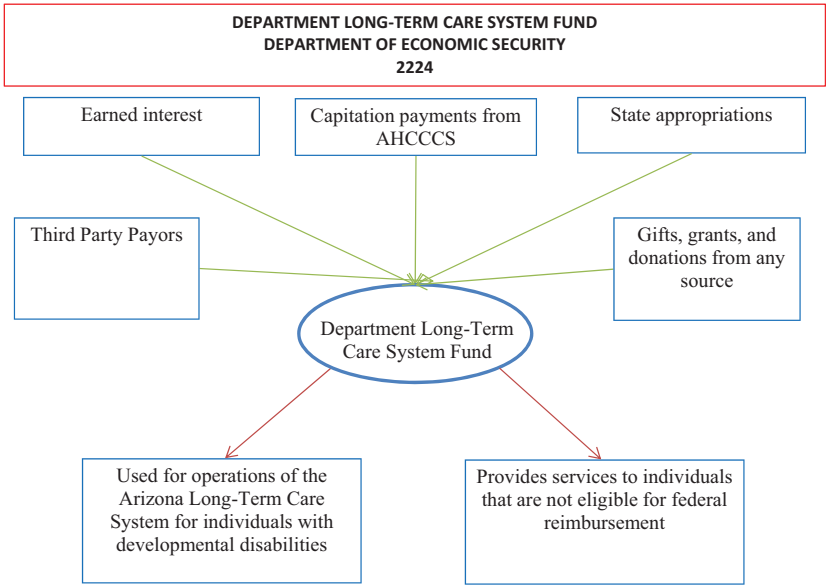

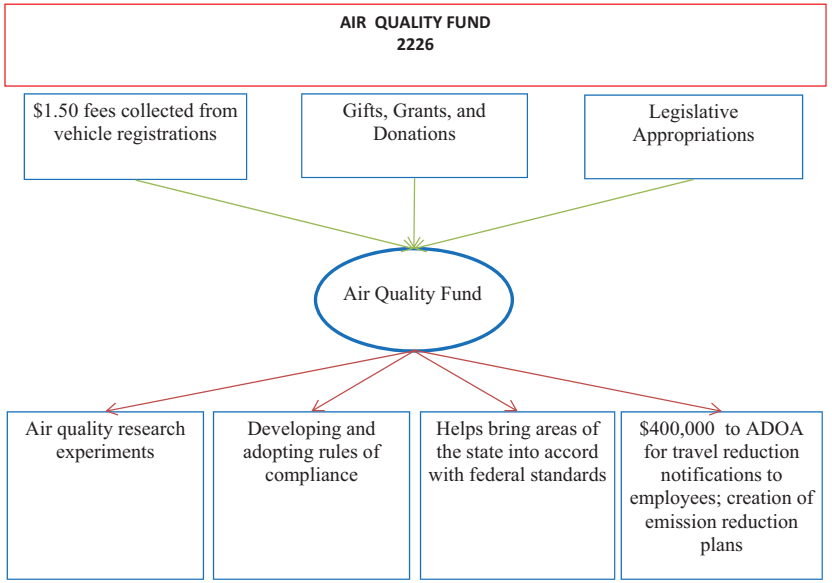

Agencies:
Arizona Department of Administration
Department of Environmental Quality
Department of Transportation
Department of Weights and Measures

SUBSTANCE ABUSE SERVICES FUND
DEPARTMENT OF HEALTH SERVICES
2227

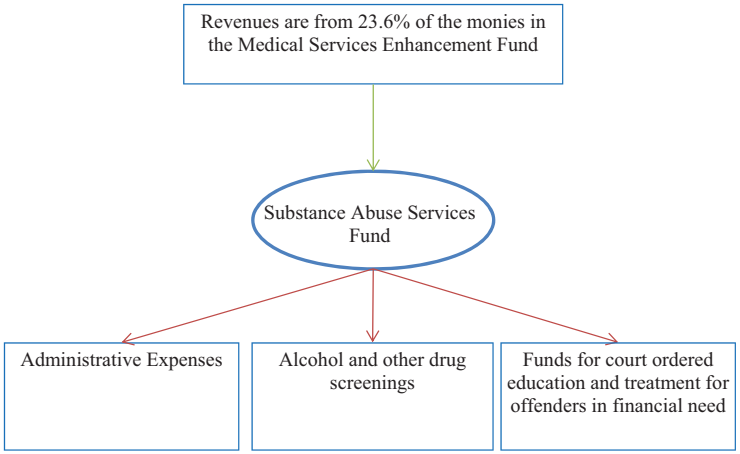

VICTIM WITNESS ASSISTANCE FUND
ATTORNEY GENERAL - DEPARTMENT OF LAW
2228

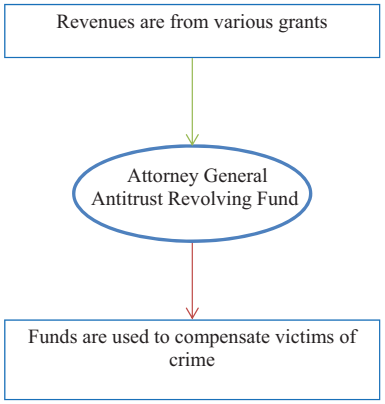

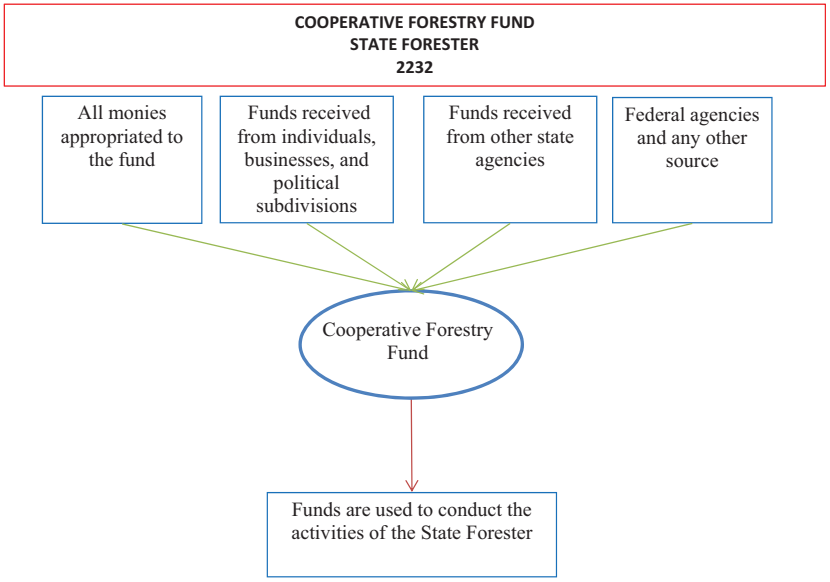
COOPERATIVE FORESTRY FUND
STATE FORESTER
2232
All monies appropriated to the fund
Funds received from individuals, businesses, and political subdivisions
Funds received from other state agencies
Federal agencies and any other source
Cooperative Forestry Fund
Funds are used to conduct the activities of the State Forester

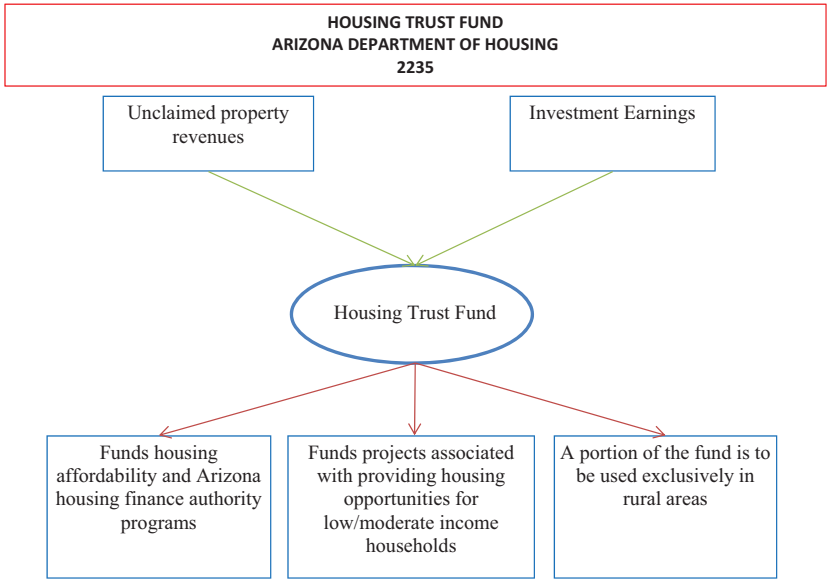
HOUSING TRUST FUND
ARIZONA DEPARTMENT OF HOUSING
2235
Unclaimed property revenues
Investment Earnings
Housing Trust Fund
Funds housing affordability and Arizona housing finance authority programs
Funds projects associated with providing housing opportunities for low/moderate income households
A portion of the fund is to be used exclusively in rural areas

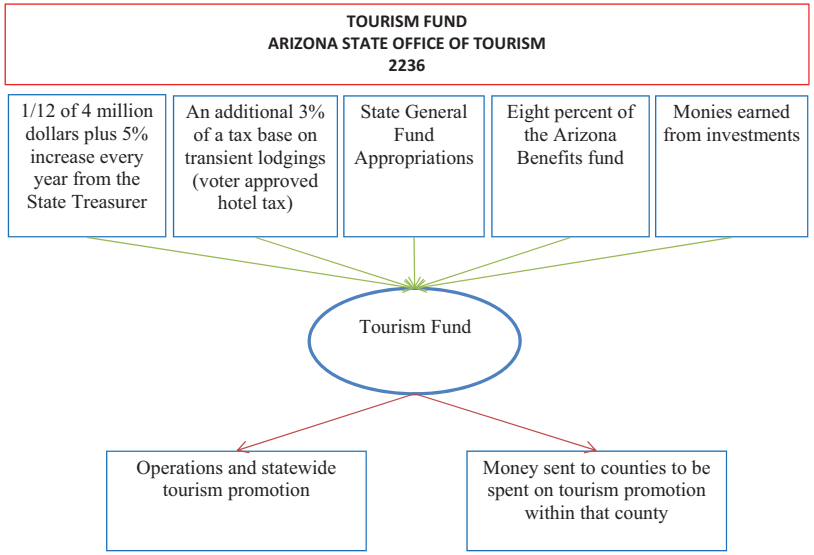
TOURISM FUND
ARIZONA STATE OFFICE OF TOURISM
2236
1/12 of 4 million dollars plus 5% increase every year from the State Treasurer
An additional 3% of a tax base on transient lodgings (voter approved hotel tax)
State General Fund Appropriations
Eight percent of the Arizona Benefits fund
Monies earned from investments
Tourism Fund
Operations and statewide tourism promotion
Money sent to counties to be spent on tourism promotion within that county

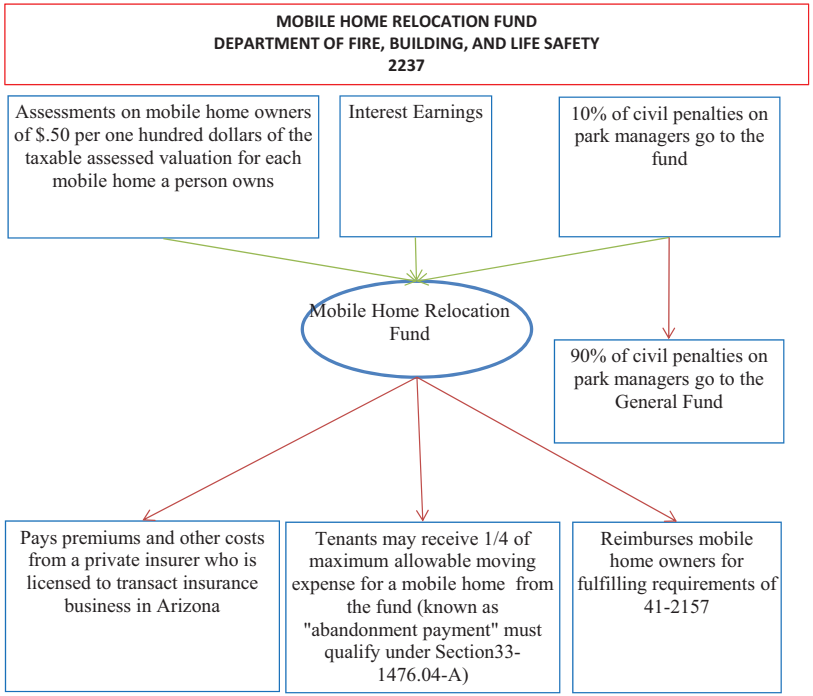
MOBILE HOME RELOCATION FUND
DEPARTMENT OF FIRE, BUILDING, AND LIFE SAFETY
2237
Assessments on mobile home owners of $.50 per one hundred dollars of the taxable assessed valuation for each mobile home a person owns
Interest Earnings
10% of civil penalties on park managers go to the fund
Mobile Home Relocation Fund
90% of civil penalties on park managers go to the General Fund
Pays premiums and other costs from a private insurer who is licensed to transact insurance business in Arizona
Tenants may receive 1/4 of maximum allowable moving expense for a mobile home from the fund (known as "abandonment payment" must qualify under Section33-1476.04-A)
Reimburses mobile home owners for fulfilling requirements of 41-2157

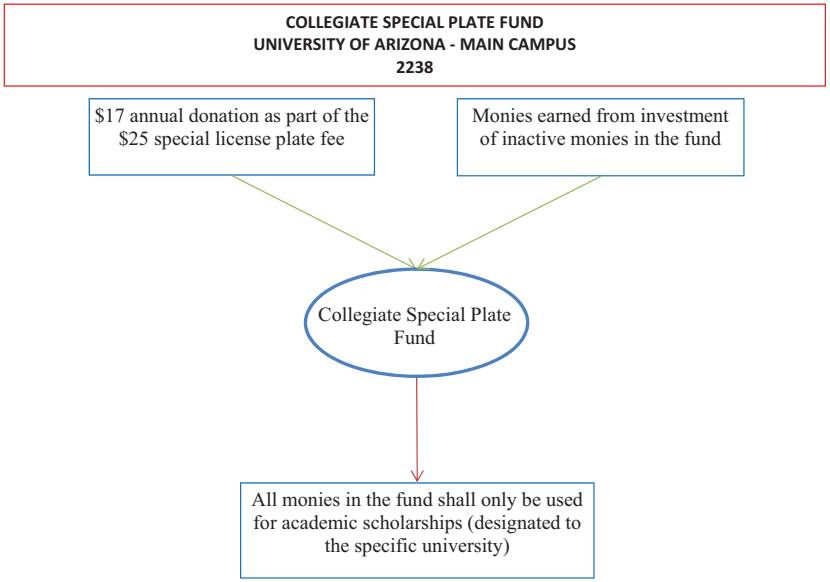
COLLEGIATE SPECIAL PLATE FUND
UNIVERSITY OF ARIZONA - MAIN CAMPUS
2238
$17 annual donation as part of the $25 special license plate fee
Monies earned from investment of inactive monies in the fund
Collegiate Special Plate Fund
All monies in the fund shall only be used for academic scholarships (designated to the specific university)

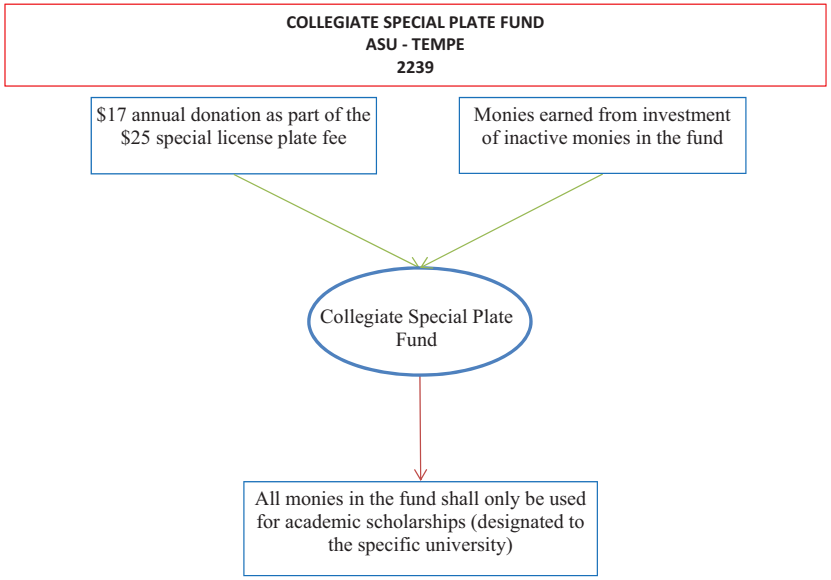
COLLEGIATE SPECIAL PLATE FUND
ASU - TEMPE
2239
$17 annual donation as part of the $25 special license plate fee
Monies earned from investment of inactive monies in the fund
Collegiate Special Plate Fund
All monies in the fund shall only be used for academic scholarships (designated to the specific university)


COLLEGIATE SPECIAL PLATE FUND
NORTHERN ARIZONA UNIVERSITY
2240
$17 annual donation as part of the $25 special license plate fee
Monies earned from investment of inactive monies in the fund
Collegiate Special Plate Fund
All monies in the fund shall only be used for academic scholarships (designated to the specific university)

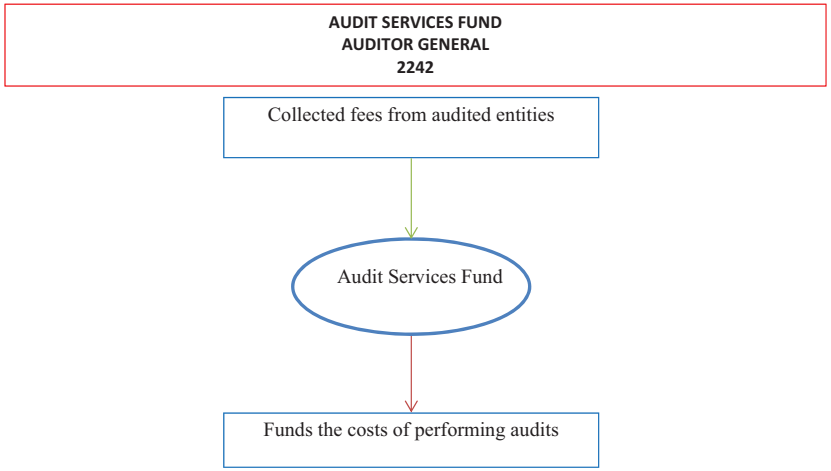
AUDIT SERVICES FUND
AUDITOR GENERAL
2242
Collected fees from audited entities
Audit Services Fund
Funds the costs of performing audits

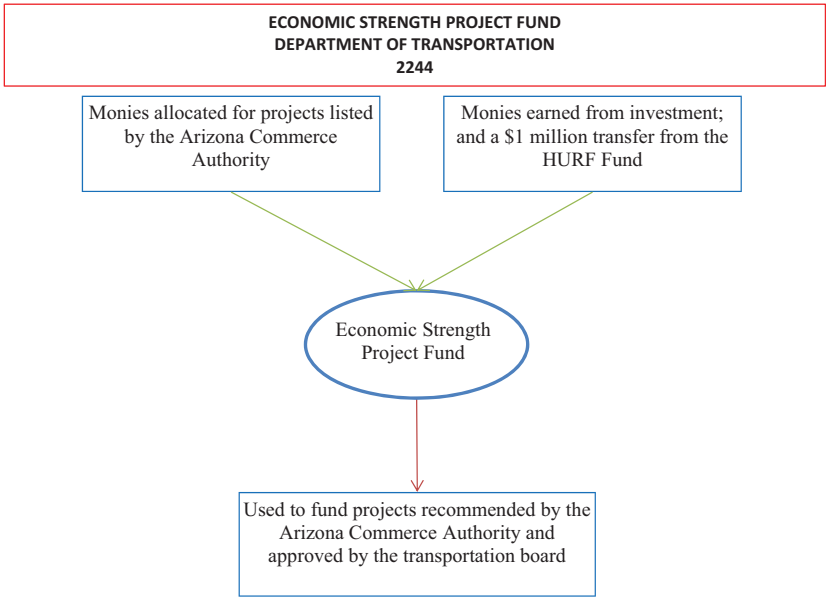
ECONOMIC STRENGTH PROJECT FUND
DEPARTMENT OF TRANSPORTATION
2244
Monies allocated for projects listed by the Arizona Commerce Authority
Monies earned from investment; and a $1 million transfer from the HURF Fund
Economic Strength Project Fund
Used to fund projects recommended by the Arizona Commerce Authority and approved by the transportation board

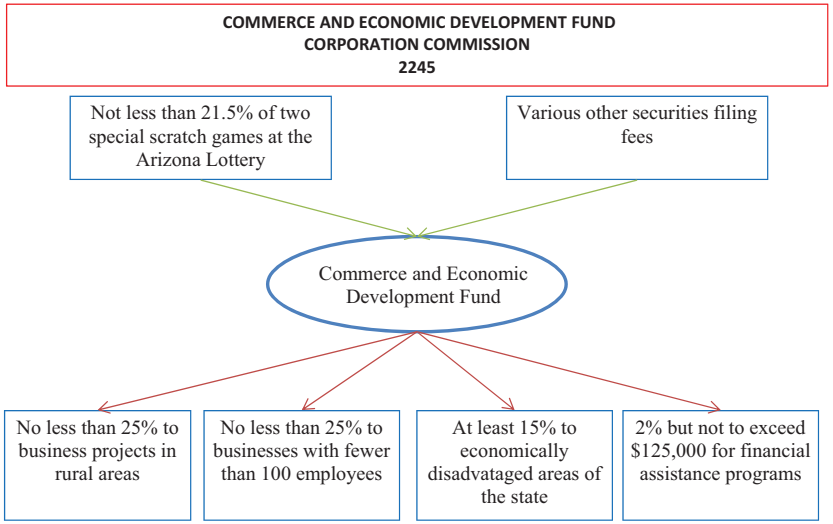
COMMERCE AND ECONOMIC DEVELOPMENT FUND
CORPORATION COMMISSION
2245
Not less than 21.5% of two special scratch games at the Arizona Lottery
Various other securities filing fees
Commerce and Economic Development Fund
No less than 25% to business projects in rural areas
No less than 25% to businesses with fewer than 100 employees
At least 15% to economically disadvataged areas of the state
2% but not to exceed $125,000 for financial assistance programs

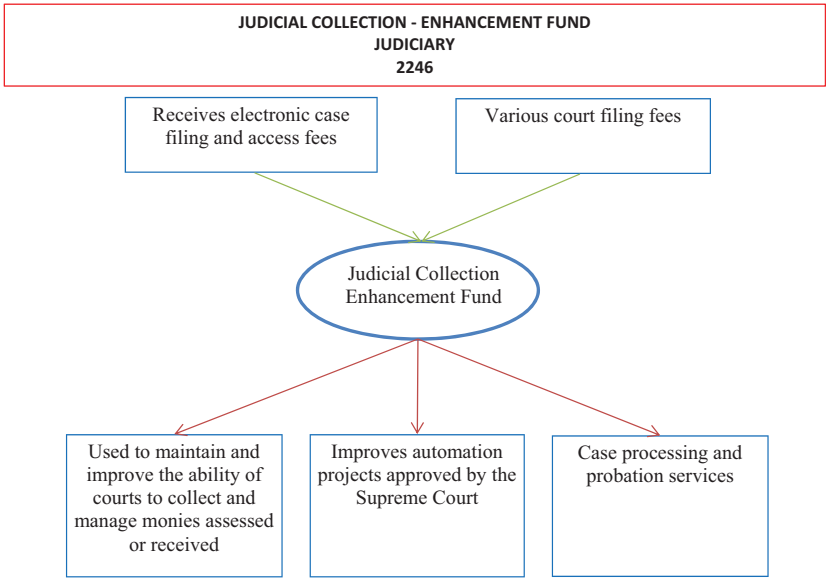
JUDICIAL COLLECTION - ENHANCEMENT FUND
JUDICIARY
2246
Receives electronic case filing and access fees
Various court filing fees
Judicial Collection Enhancement Fund
Used to maintain and improve the ability of courts to collect and manage monies assessed or received
Improves automation projects approved by the Supreme Court
Case processing and probation services

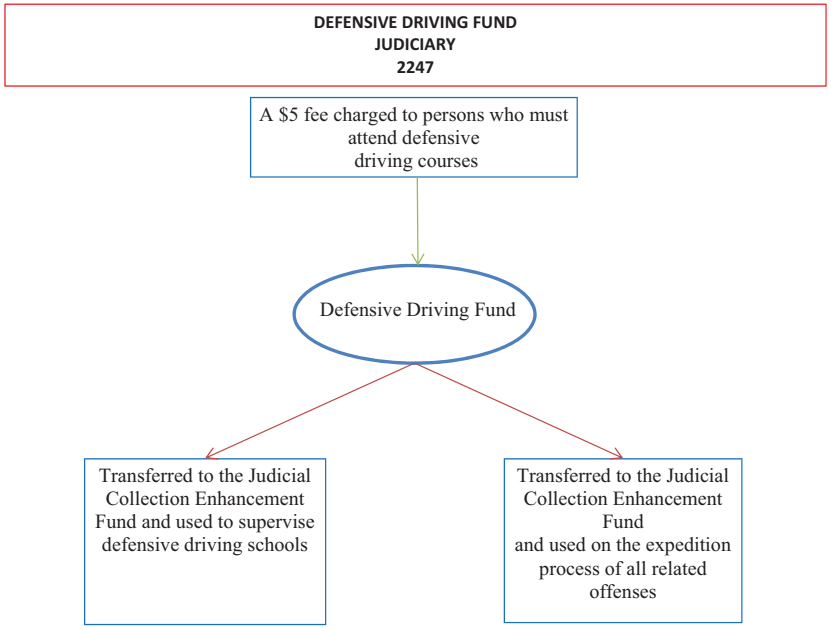
DEFENSIVE DRIVING FUND
JUDICIARY
2247
A $5 fee charged to persons who must attend defensive driving courses
Defensive Driving Fund
Transferred to the Judicial Collection Enhancement Fund and used to supervise defensive driving schools
Transferred to the Judicial Collection Enhancement Fund and used on the expedition process of all related offenses

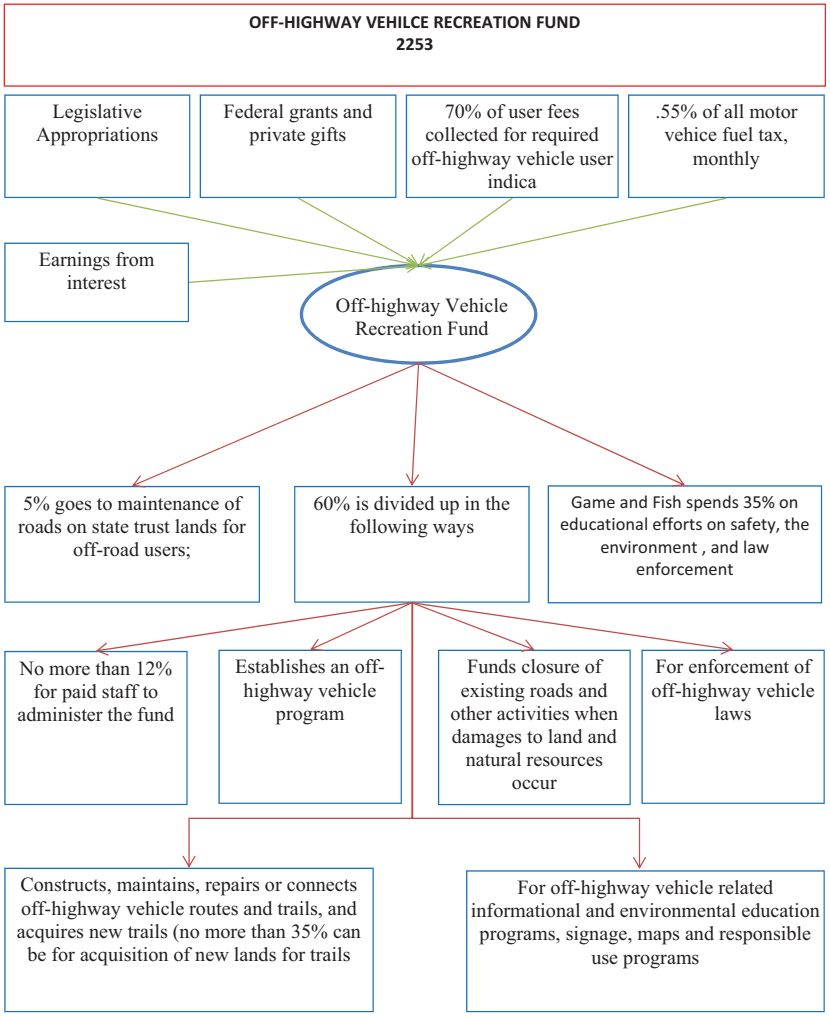
OFF-HIGHWAY VEHILCE RECREATION FUND
2253
Legislative Appropriations
Federal grants and private gifts
70% of user fees collected for required off-highway vehicle user indica
.55% of all motor vehice fuel tax, monthly
Earnings from interest
Off-highway Vehicle Recreation Fund
5% goes to maintenance of roads on state trust lands for off-road users;
60% is divided up in the following ways
Game and Fish spends 35% on educational efforts on safety, the environment , and law enforcement
No more than 12% for paid staff to administer the fund
Establishes an off-highway vehicle program
Funds closure of existing roads and other activities when damages to land and natural resources occur
For enforcement of off-highway vehicle laws
Constructs, maintains, repairs or connects off-highway vehicle routes and trails, and acquires new trails (no more than 35% can be for acquisition of new lands for trails
For off-highway vehicle related informational and environmental education programs, signage, maps and responsible use programs

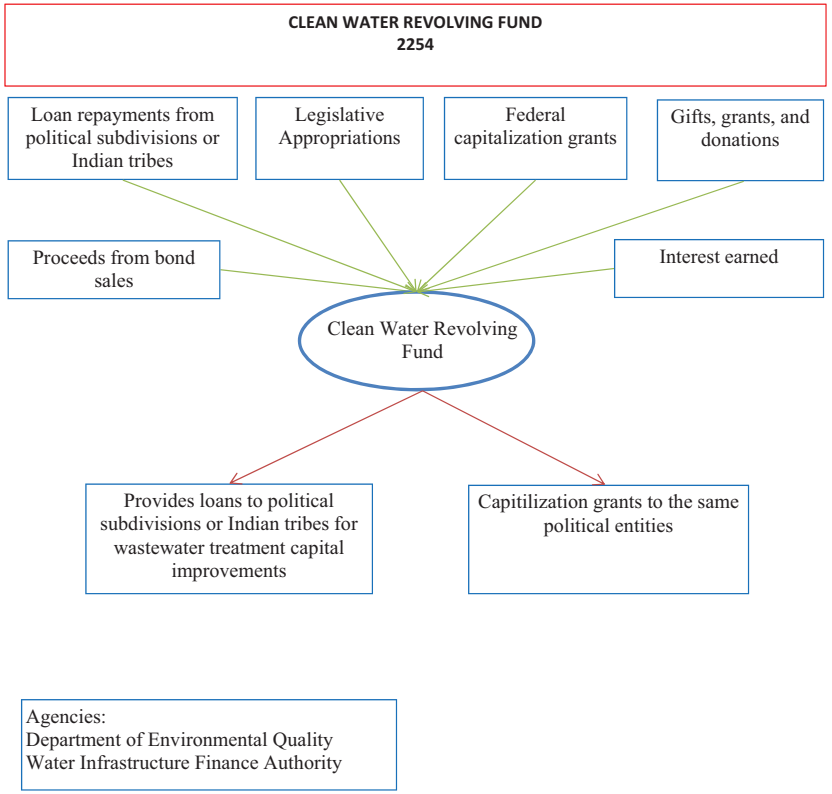
CLEAN WATER REVOLVING FUND
2254
Loan repayments from political subdivisions or Indian tribes
Legislative Appropriations
Federal capitalization grants
Gifts, grants, and donations
Proceeds from bond sales
Interest earned
Clean Water Revolving Fund
Provides loans to political subdivisions or Indian tribes for wastewater treatment capital improvements
Capitilization grants to the same political entities
Agencies:
Department of Environmental Quality
Water Infrastructure Finance Authority

BEHAVIORAL HEALTH EXAMINERS FUND
BOARD OF BEHAVIORAL HEALTH EXAMINERS
2256

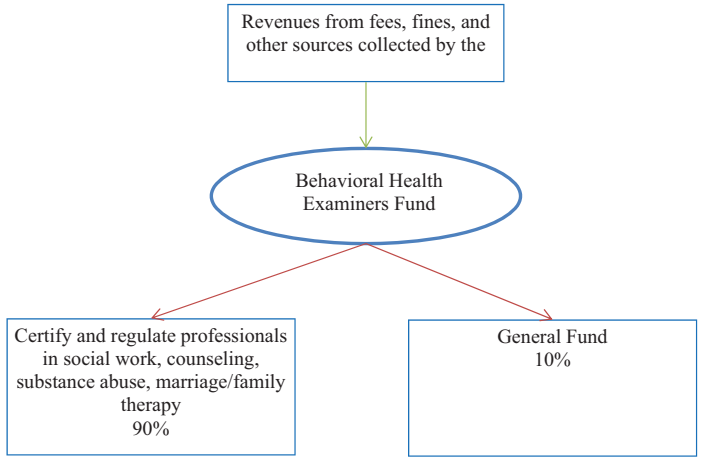

AZ ICEBURG LETTUCE RESEARCH FUND
ARIZONA DEPARTMENT OF AGRICULTURE
2259



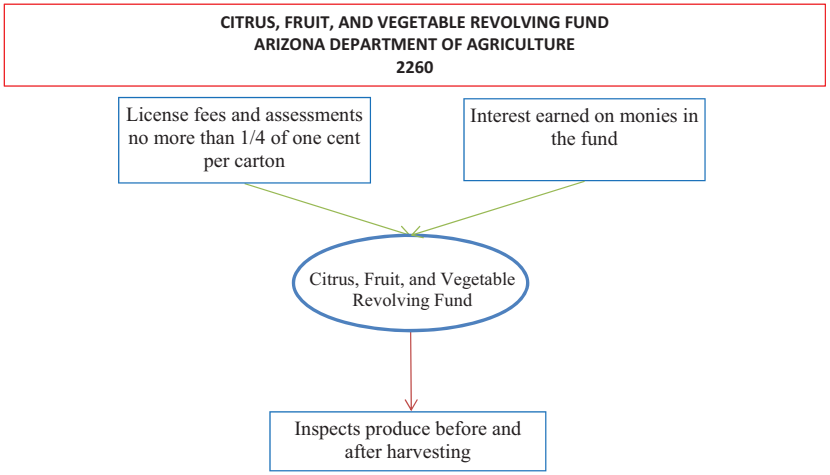
CITRUS, FRUIT, AND VEGETABLE REVOLVING FUND
ARIZONA DEPARTMENT OF AGRICULTURE
2260
License fees and assessments no more than 1/4 of one cent per carton
Interest earned on monies in the fund
Citrus, Fruit, and Vegetable Revolving Fund
Inspects produce before and after harvesting

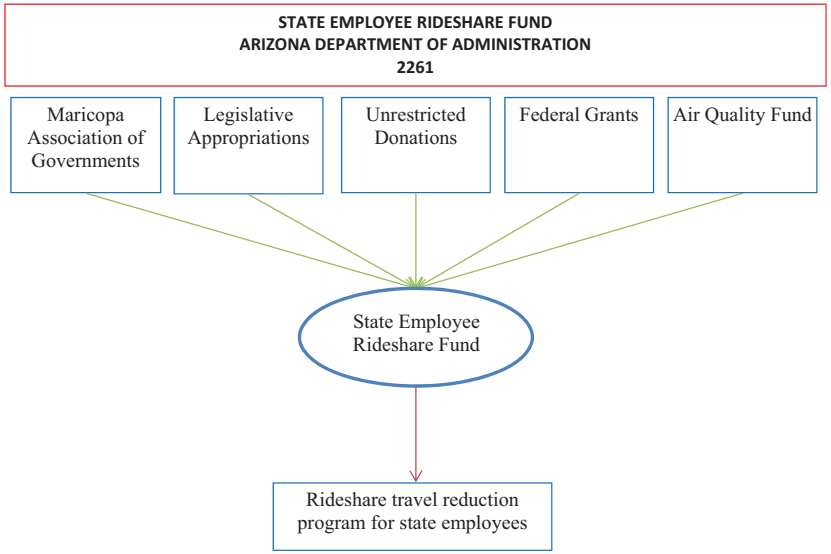
STATE EMPLOYEE RIDESHARE FUND
ARIZONA DEPARTMENT OF ADMINISTRATION
2261
Maricopa Association of Governments
Legislative Appropriations
Unrestricted Donations
Federal Grants
Air Quality Fund
State Employee Rideshare Fund
Rideshare travel reduction program for state employees

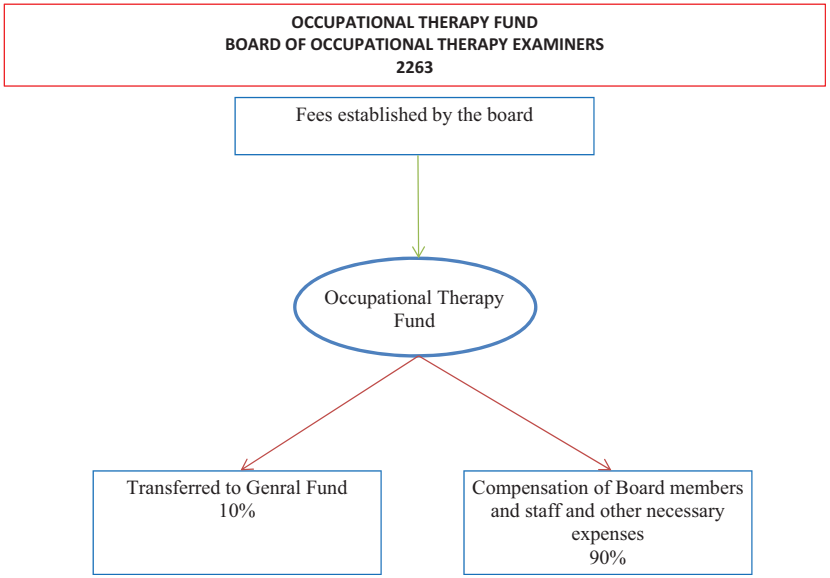
OCCUPATIONAL THERAPY FUND
BOARD OF OCCUPATIONAL THERAPY EXAMINERS
2263
Fees established by the board
Occupational Therapy Fund
Transferred to Genral Fund 10%
Compensation of Board members and staff and other necessary expenses 90%

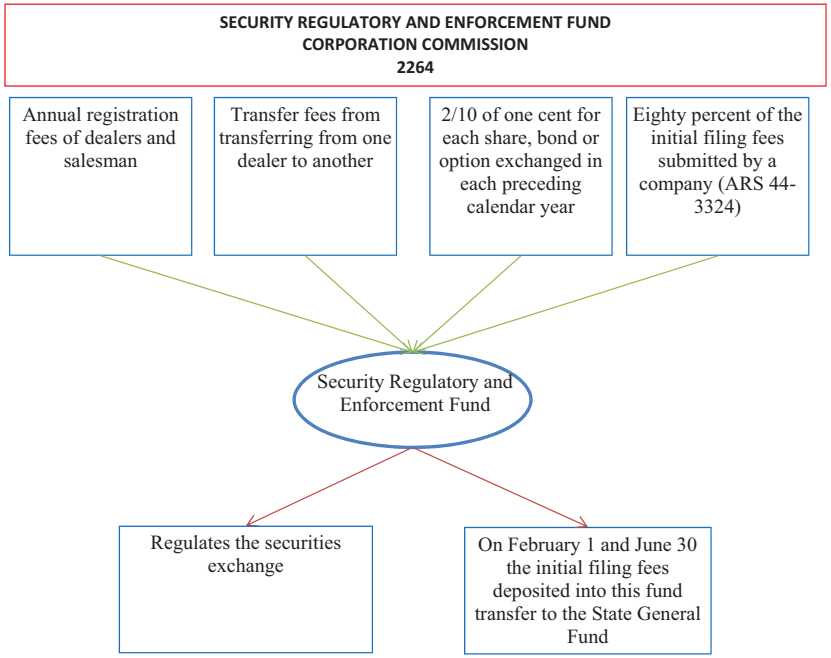
SECURITY REGULATORY AND ENFORCEMENT FUND
CORPORATION COMMISSION
2264
Annual registration fees of dealers and salesman
Transfer fees from transferring from one dealer to another
2/10 of one cent for each share, bond or option exchanged in each preceding calendar year
Eighty percent of the initial filing fees submitted by a company (ARS 44-3324)
Security Regulatory and Enforcement Fund
Regulates the securities exchange
On February 1 and June 30 the initial filing fees deposited into this fund transfer to the State General Fund

DATA PROCESSING ACQUISITION FUND
DEPARTMENT OF STATE, SECRETARY OF STATE
2265

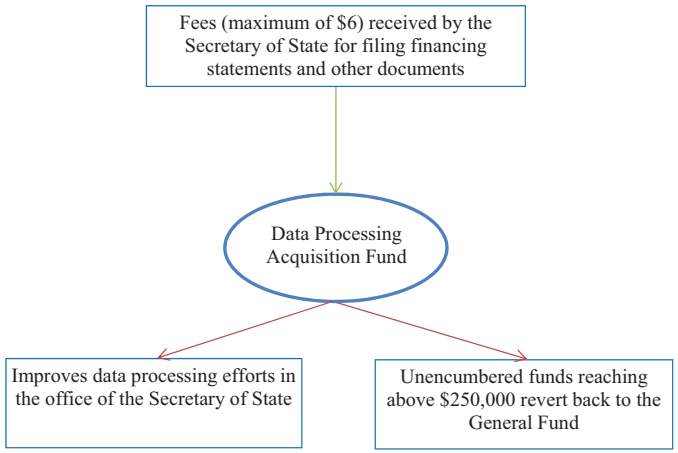

CASH DEPOSITS FUND
DEPARTMENT OF TRANSPORTATION
2266

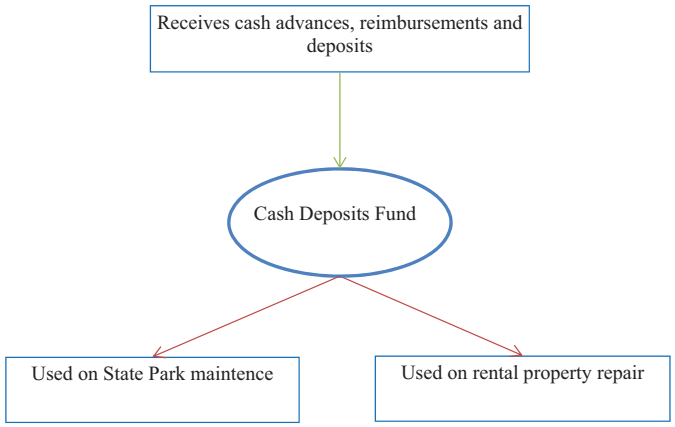

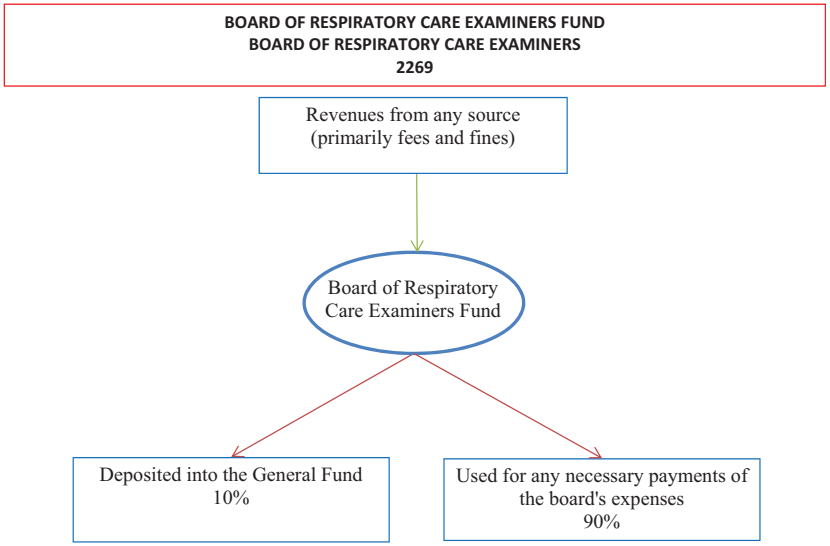
BOARD OF RESPIRATORY CARE EXAMINERS FUND
BOARD OF RESPIRATORY CARE EXAMINERS
2269
Revenues from any source (primarily fees and fines)
Board of Respiratory Care Examiners Fund
Deposited into the General Fund 10%
Used for any necessary payments of the board's expenses 90%

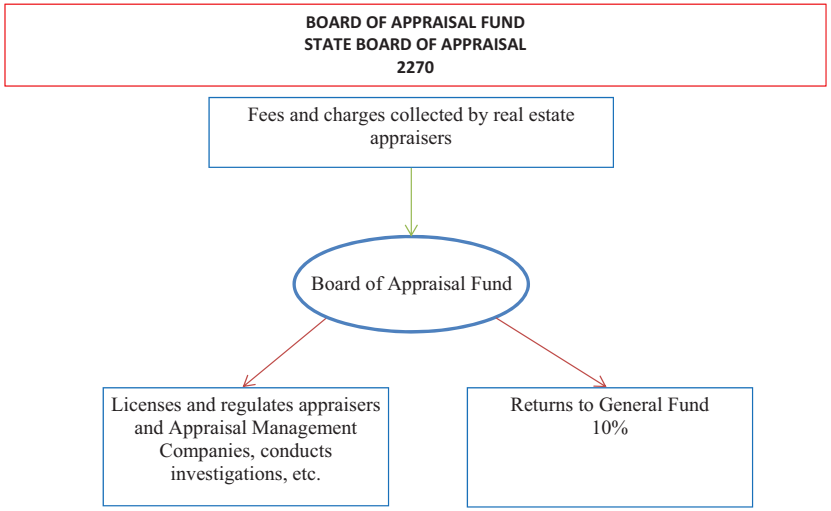
BOARD OF APPRAISAL FUND
STATE BOARD OF APPRAISAL
2270
Fees and charges collected by real estate appraisers
Board of Appraisal Fund
Licenses and regulates appraisers and Appraisal Management Companies, conducts investigations, etc.
Returns to General Fund 10%

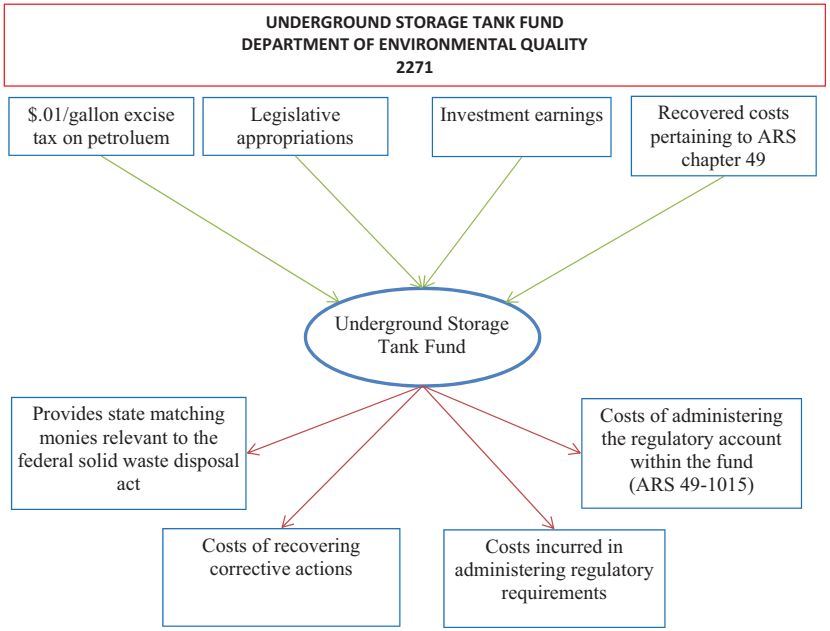
UNDERGROUND STORAGE TANK FUND
DEPARTMENT OF ENVIRONMENTAL QUALITY
2271
$.01/gallon excise tax on petroluem
Legislative appropriations
Investment earnings
Recovered costs pertaining to ARS chapter 49
Underground Storage Tank Fund
Provides state matching monies relevant to the federal solid waste disposal act
Costs of administering the regulatory account within the fund (ARS 49-1015)
Costs of recovering corrective actions
Costs incurred in administering regulatory requirements

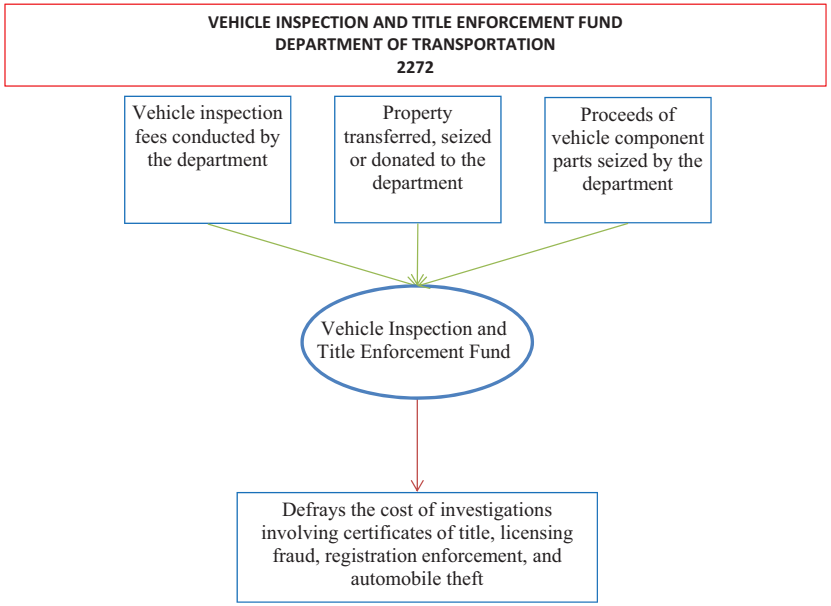
VEHICLE INSPECTION AND TITLE ENFORCEMENT FUND
DEPARTMENT OF TRANSPORTATION
2272
Vehicle inspection fees conducted by the department
Property transferred, seized or donated to the department
Proceeds of vehicle component parts seized by the department
Vehicle Inspection and Title Enforcement Fund
Defrays the cost of investigations involving certificates of title, licensing fraud, registration enforcement, and automobile theft

ENVIRONMENTAL SPECIAL PLATE FUND
STATE LAND DEPARTMENT
2274

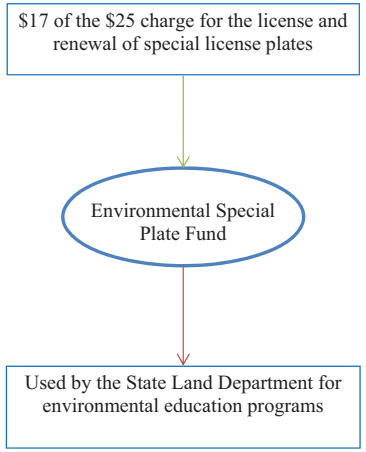

COURT APPOINTED SPECIAL ADVOCATE FUND
JUDICIARY
2275

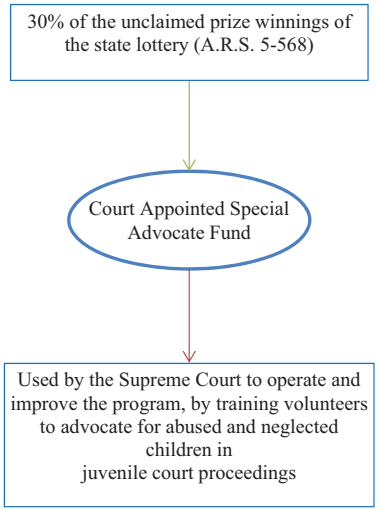

CONFIDENTIAL INTERMEDIARY FUND
JUDICIARY
2276

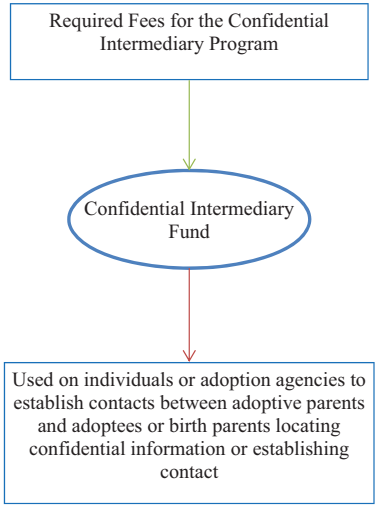

DRUG TREATMENT AND EDUCATION FUND
JUDICIARY
2277COU

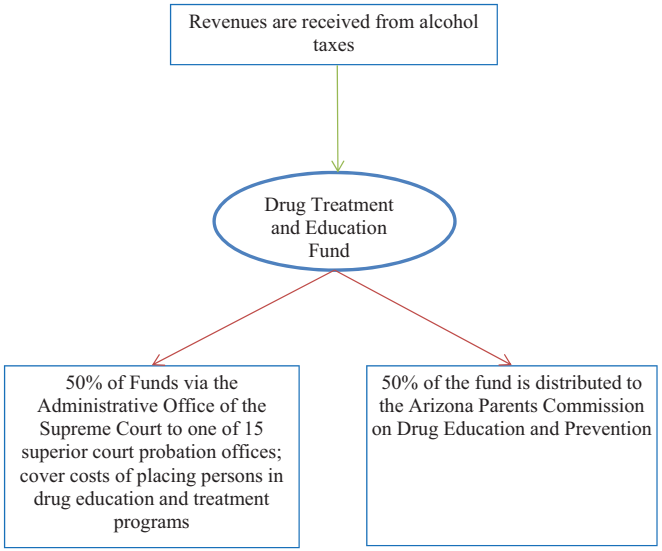

DRUG TREATMENT AND EDUCATION FUND
OFFICE OF THE GOVERNOR
2277GVA

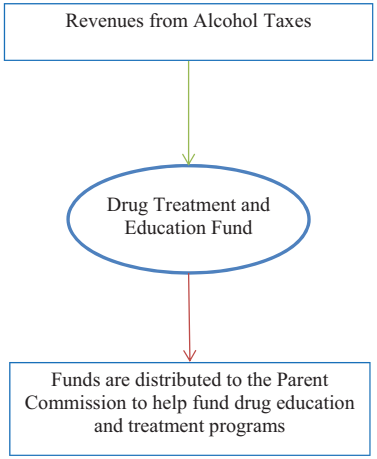

DPS RECORDS PROCESSING FUND
DEPARTMENT OF PUBLIC SAFETY
2278

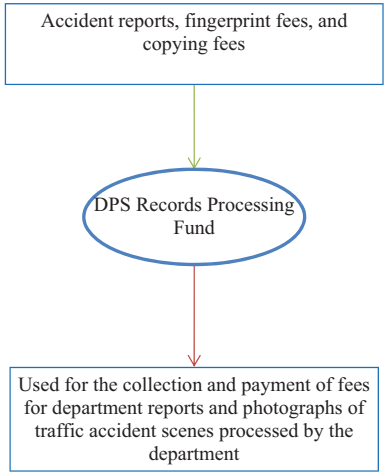

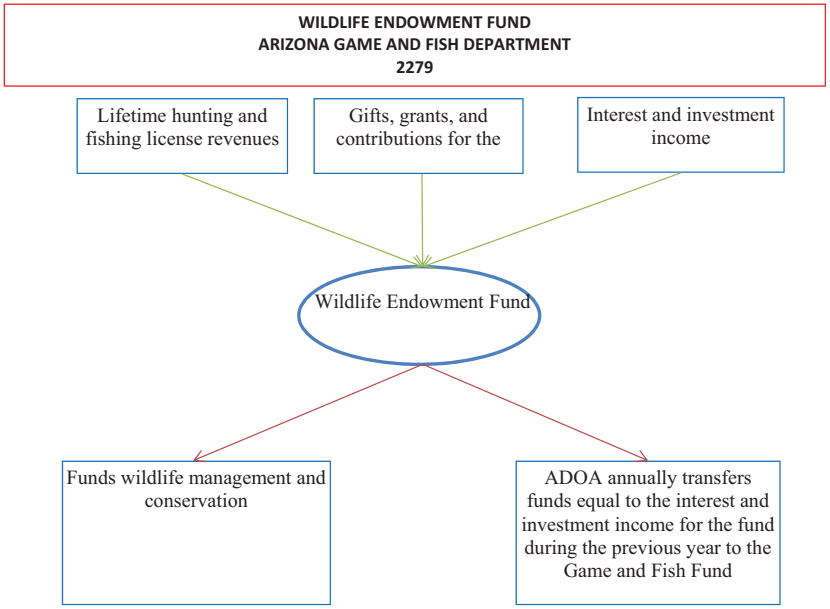
WILDLIFE ENDOWMENT FUND
ARIZONA GAME AND FISH DEPARTMENT
2279
Lifetime hunting and fishing license revenues
Gifts, grants, and contributions for the
Interest and investment income
Wildlife Endowment Fund
Funds wildlife management and conservation
ADOA annually transfers funds equal to the interest and investment income for the fund during the previous year to the Game and Fish Fund

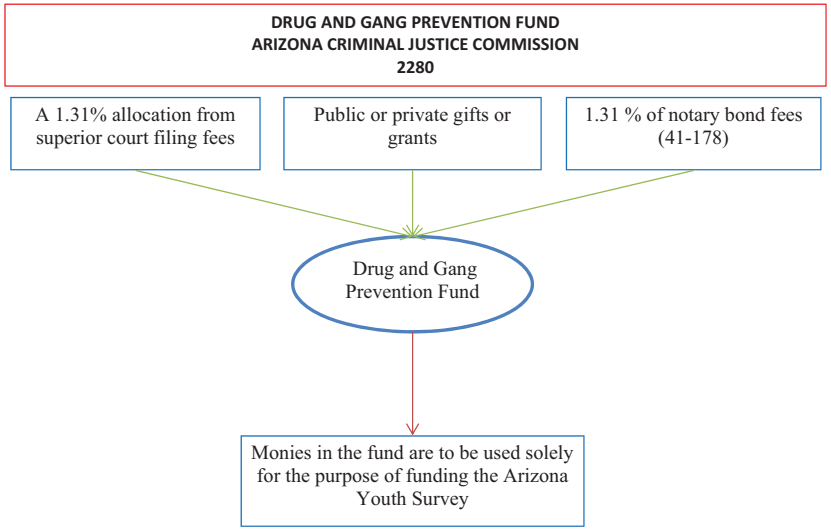
DRUG AND GANG PREVENTION FUND
ARIZONA CRIMINAL JUSTICE COMMISSION
2280
A 1.31% allocation from superior court filing fees
Public or private gifts or grants
1.31 % of notary bond fees (41-178)
Drug and Gang Prevention Fund
Monies in the fund are to be used solely for the purpose of funding the Arizona Youth Survey

JUVENILE CJEF CORRECTIONS DIST FUND
DEPARTMENT OF JUVENILE CORRECTIONS
2281

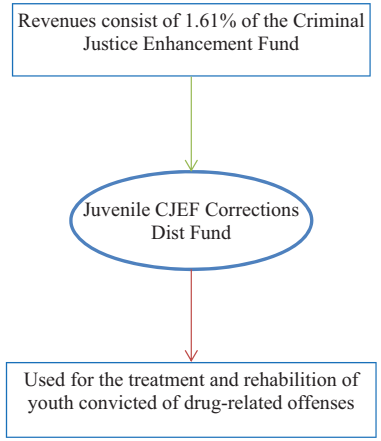

CRIME LABORATORY ASSESSMENT FUND
DEPARTMENT OF PUBLIC SAFETY
2282

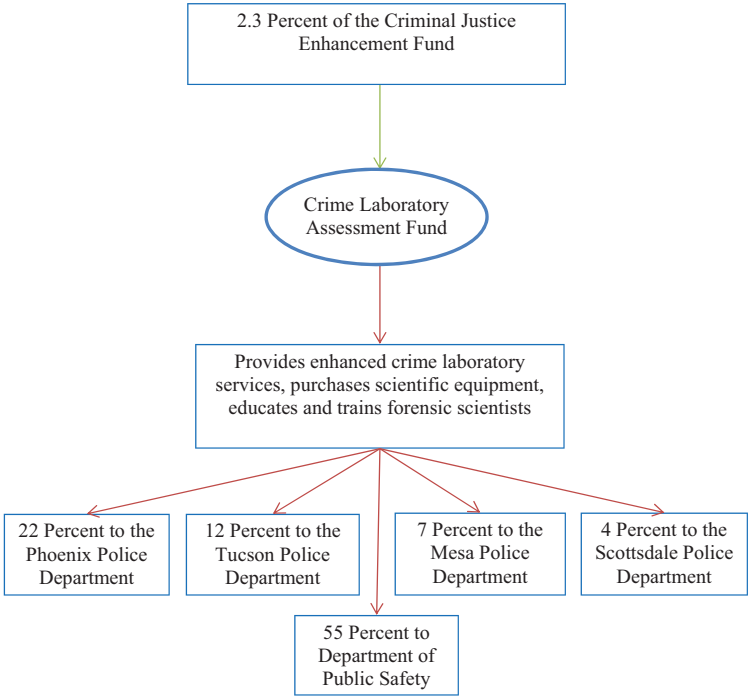

MOTOR VEHICLE LIABILITY INSURANCE FUND
2285

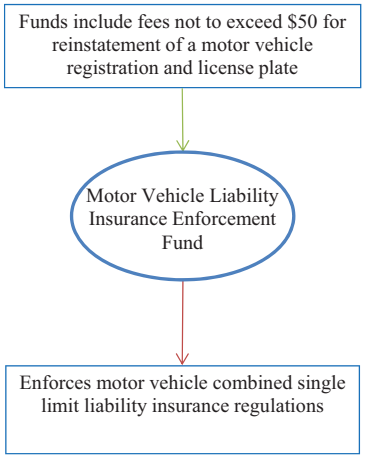

Agencies:
Department of Transportation
Department of Weights and Measures

AUTO FINGERPRINT IDENTIFICATION FUND
DEPARTMENT OF PUBLIC SAFETY
2286

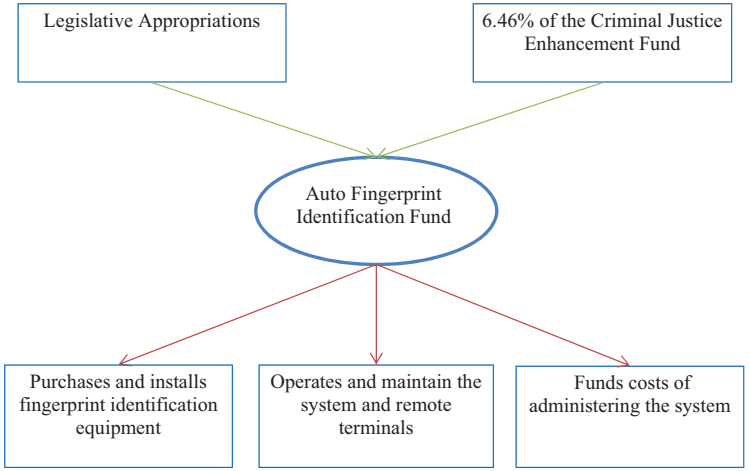

RECYCLING FUND
DEPARTMENT OF ENVIRONMENTAL QUALITY
2289

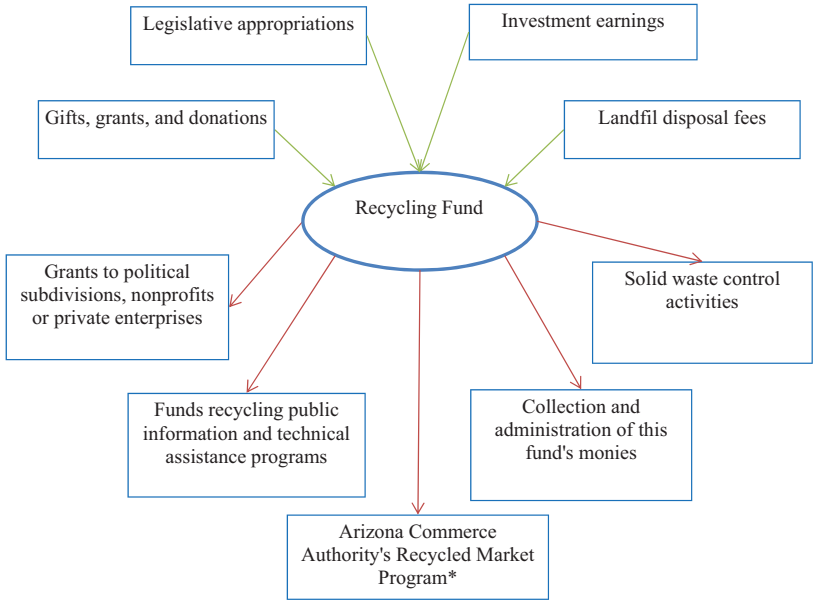

*If the Arizona Commerce Authority does not spend the funds for

ARIZONA GAME AND FISH COMMISSION HERITAGE FUND
ARIZONA GAME AND FISH DEPARTMENT
2295

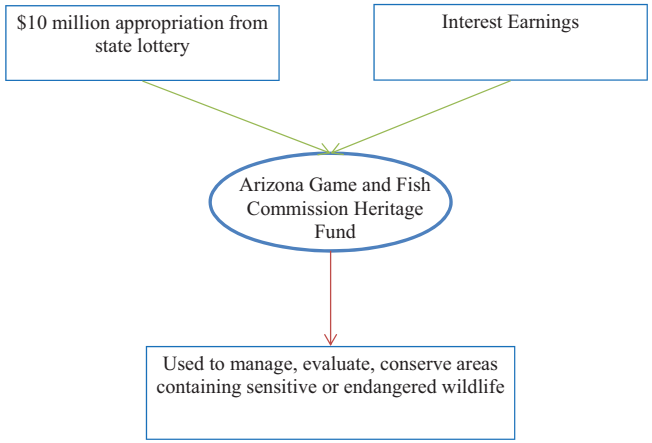

AQUACULTURE FUND
ARIZONA DEPARTMENT OF AGRICULTURE
2297

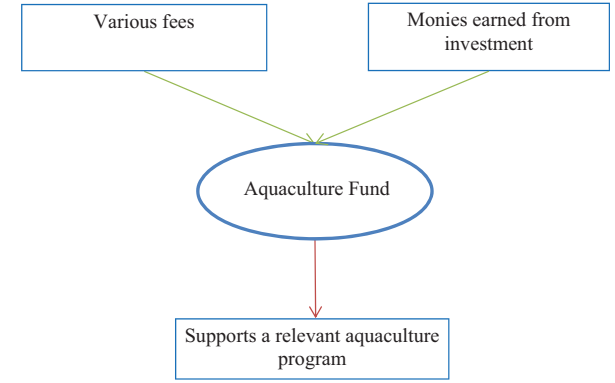

ARIZONA PROTECTED NATIVE PLANT FUND
ARIZONA DEPARTMENT OF AGRICULTURE
2298

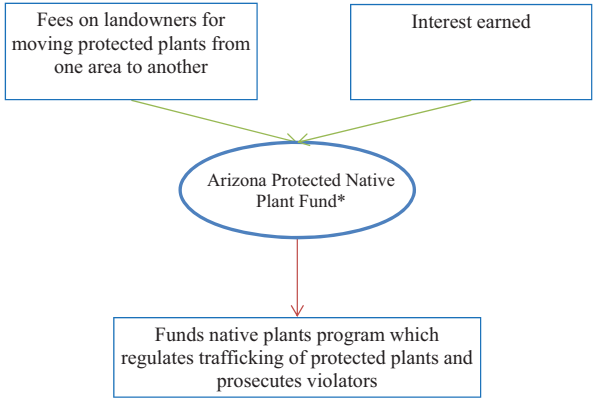

*Fees for protected plants:
1. For cereus giganteus (saguaro), at least three dollars for each plant.
2. For native plants that the director determines to be useful for revegetation
and that cannot be salvaged economically at a higher fee, at least twenty-five cents per plant.
3. For all other native plants, at least two dollars for each plant.
4. For all receipts for live harvest restricted native plants cut or removed for wood, at least one dollar per cord.
5. For a permit for the by-products or fiber of harvest restricted native plants, at least one dollar per ton.

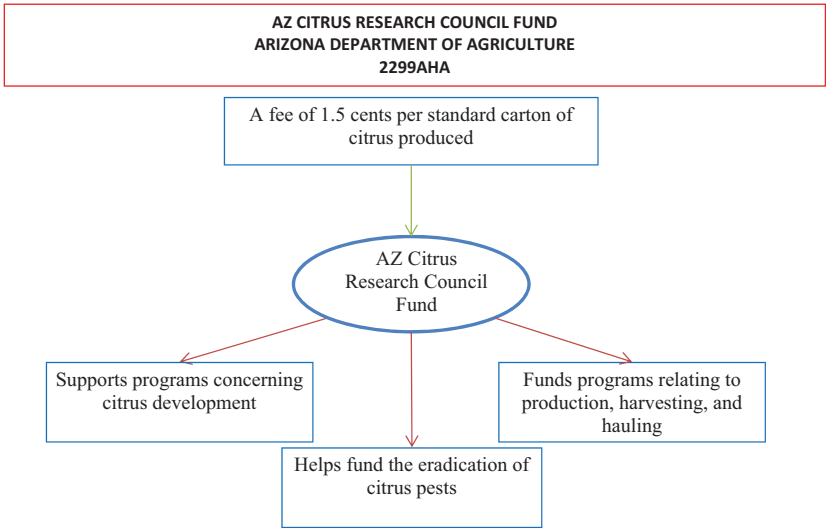
AZ CITRUS RESEARCH COUNCIL FUND
ARIZONA DEPARTMENT OF AGRICULTURE
2299AHA
A fee of 1.5 cents per standard carton of citrus produced
AZ Citrus Research Council Fund
Supports programs concerning citrus development
Helps fund the eradication of citrus pests
Funds programs relating to production, harvesting, and hauling

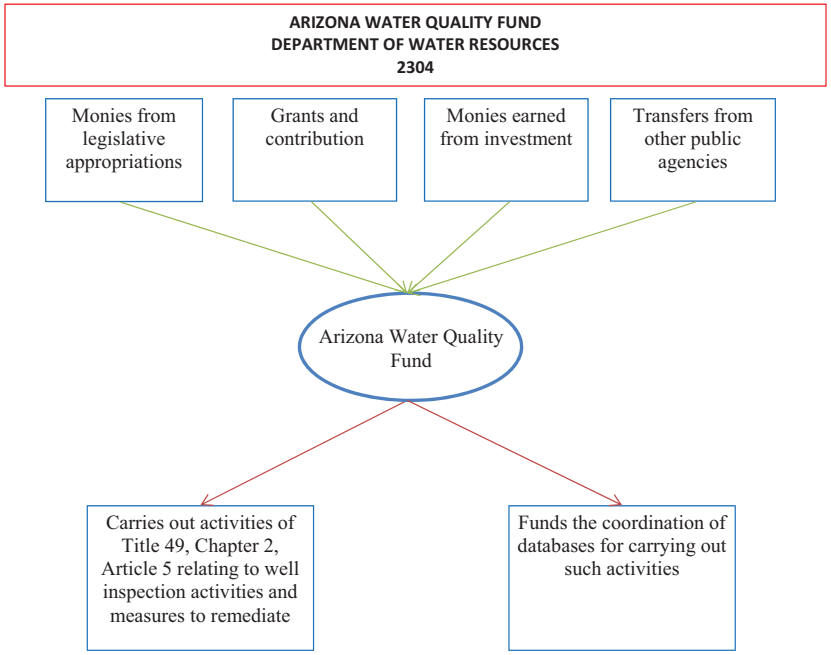
ARIZONA WATER QUALITY FUND
DEPARTMENT OF WATER RESOURCES
2304
Monies from legislative appropriations
Grants and contribution
Monies earned from investment
Transfers from other public agencies
Arizona Water Quality Fund
Carries out activities of Title 49, Chapter 2, Article 5 relating to well inspection activities and measures to remediate
Funds the coordination of databases for carrying out such activities

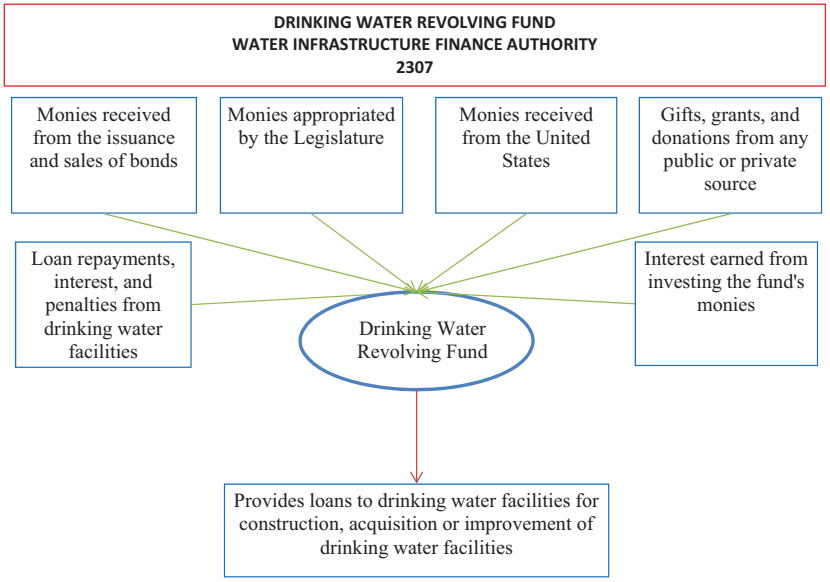
DRINKING WATER REVOLVING FUND
WATER INFRASTRUCTURE FINANCE AUTHORITY
2307
Monies received from the issuance and sales of bonds
Monies appropriated by the Legislature
Monies received from the United States
Gifts, grants, and donations from any public or private source
Loan repayments, interest, and penalties from drinking water facilities
Interest earned from investing the fund's monies
Drinking Water Revolving Fund
Provides loans to drinking water facilities for construction, acquisition or improvement of drinking water facilities

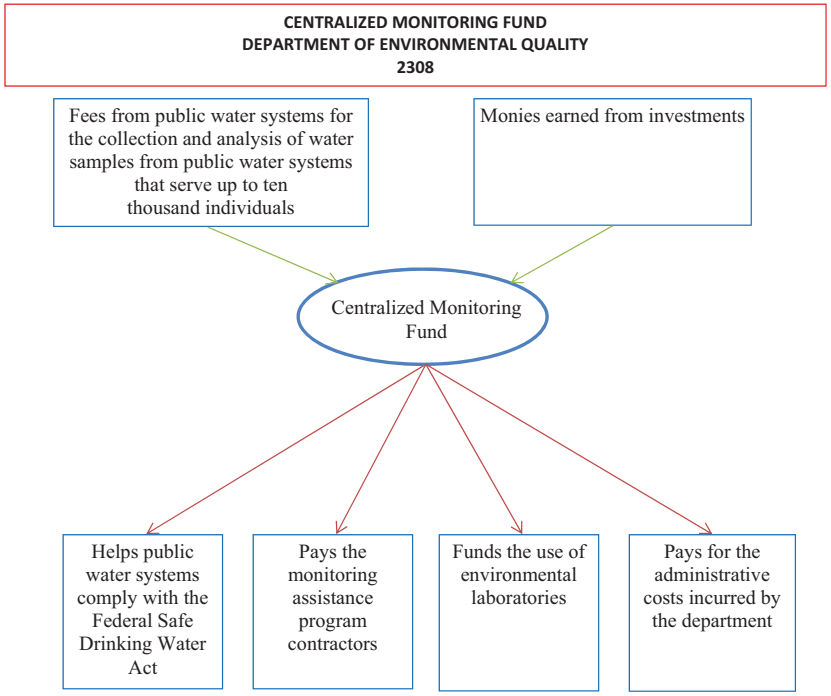
CENTRALIZED MONITORING FUND
DEPARTMENT OF ENVIRONMENTAL QUALITY
2308
Fees from public water systems for the collection and analysis of water samples from public water systems that serve up to ten thousand individuals
Monies earned from investments
Centralized Monitoring Fund
Helps public water systems comply with the Federal Safe Drinking Water Act
Pays the monitoring assistance program contractors
Funds the use of environmental laboratories
Pays for the administrative costs incurred by the department

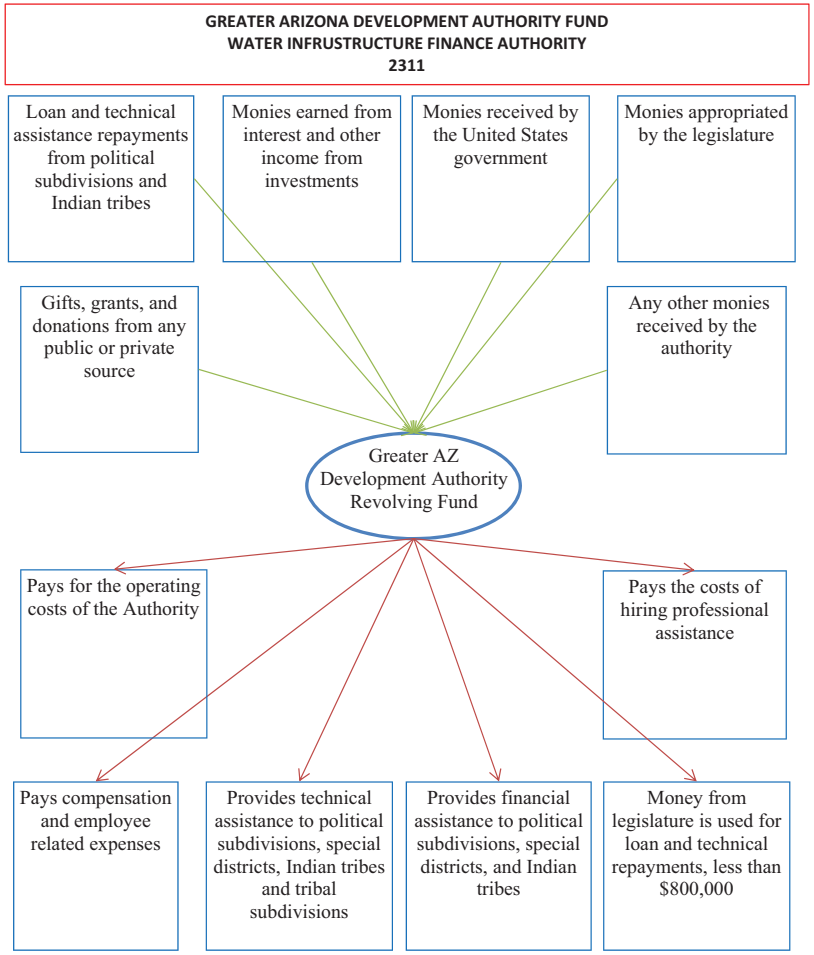
GREATER ARIZONA DEVELOPMENT AUTHORITY FUND
WATER INFRUSTRUCTURE FINANCE AUTHORITY
2311
Loan and technical assistance repayments from political subdivisions and Indian tribes
Monies earned from interest and other income from investments
Monies received by the United States government
Monies appropriated by the legislature
Gifts, grants, and donations from any public or private source
Any other monies received by the authority
Greater AZ Development Authority Revolving Fund
Pays for the operating costs of the Authority
Pays the costs of hiring professional assistance
Pays compensation and employee related expenses
Provides technical assistance to political subdivisions, special districts, Indian tribes and tribal subdivisions
Provides financial assistance to political subdivisions, special districts, and Indian tribes
Money from legislature is used for loan and technical repayments, less than $800,000

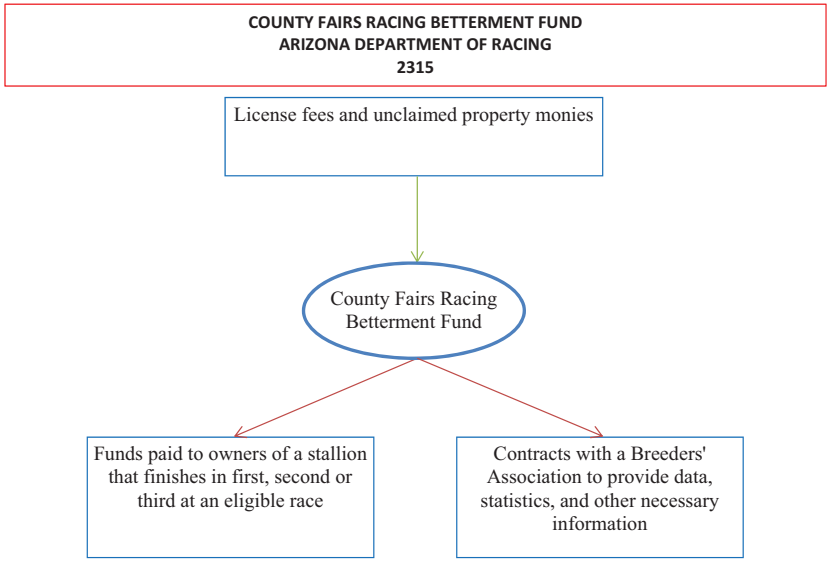
COUNTY FAIRS RACING BETTERMENT FUND
ARIZONA DEPARTMENT OF RACING
2315
License fees and unclaimed property monies
County Fairs Racing Betterment Fund
Funds paid to owners of a stallion that finishes in first, second or third at an eligible race
Contracts with a Breeders' Association to provide data, statistics, and other necessary information

ASSESSMENT FUND FOR VOLUNTARY PLAN FUND
DEPARTMENT OF INSURANCE
2316

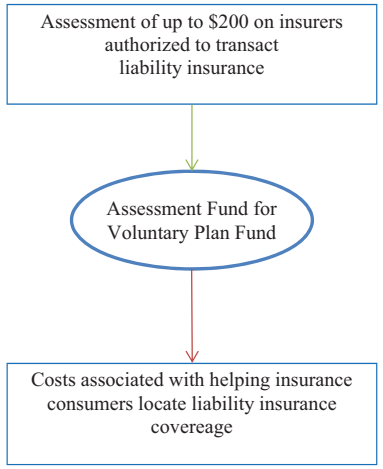

CHARTER AZ ONLINE INSTRUCTION PROCESSING FUND
STATE BOARD FOR CHARTER SCHOOLS
2319

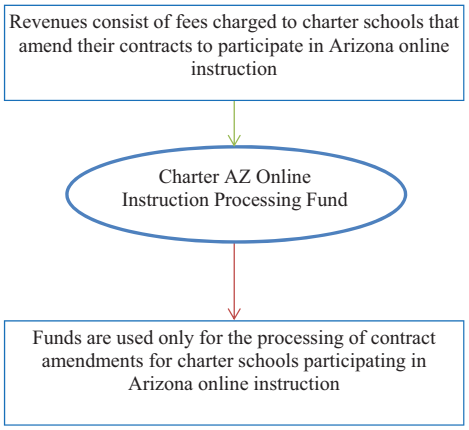

DPS ADMINISTRATION FUND
DEPARTMENT OF PUBLIC SAFETY
2322

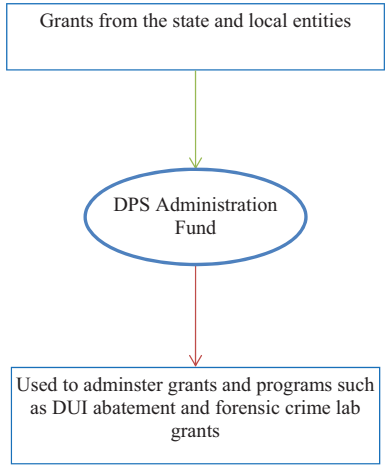

STATE EDUCATION FUND FOR COMMITTED YOUTH FUND
DEPARTMENT OF JUVENILE CORRECTIONS
2323

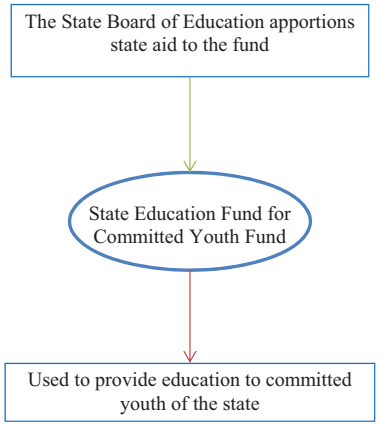

PERMIT ADMINISTRATION FUND
DEPARTMENT OF ENVIRONMENTAL QUALITY
2328

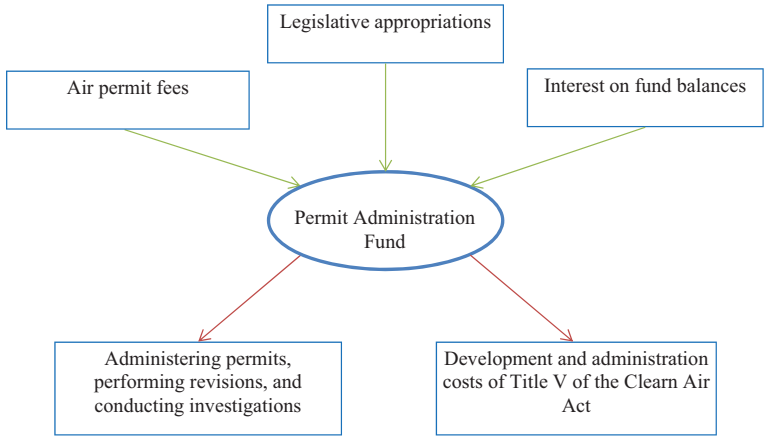

NURSING CARE INSTITUTION PROTECTION FUND
DEPARTMENT OF HEALTH SERVICES
2329

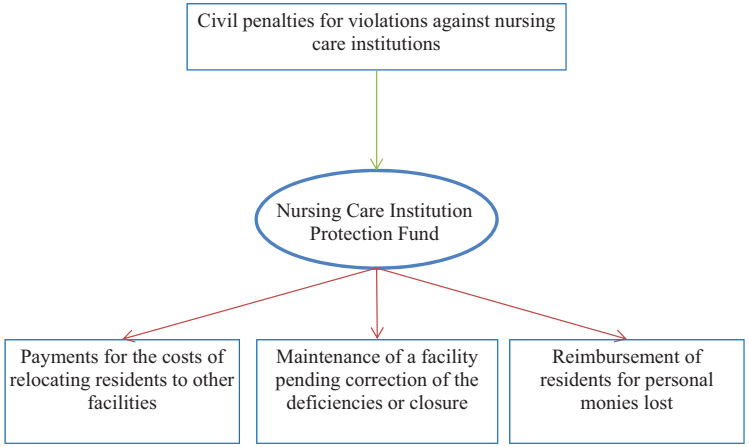

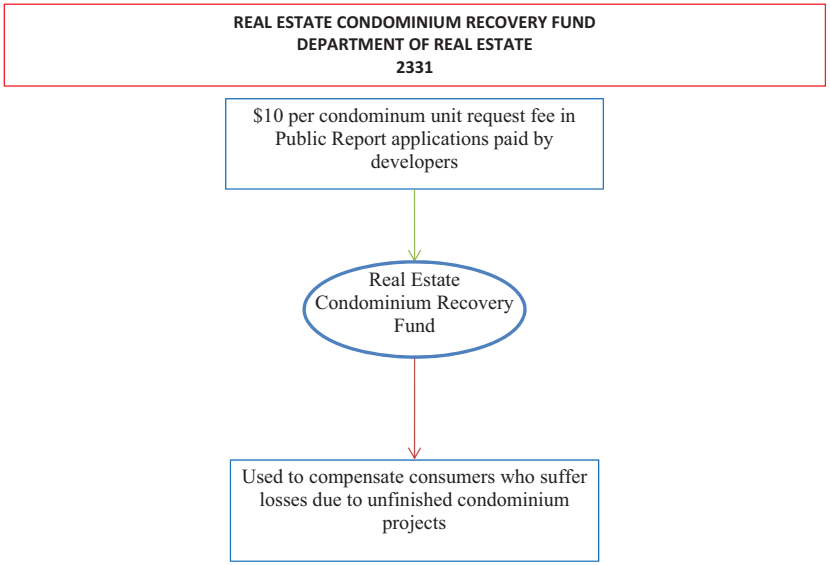
REAL ESTATE CONDOMINIUM RECOVERY FUND
DEPARTMENT OF REAL ESTATE
2331
$10 per condominum unit request fee in Public Report applications paid by developers
Real Estate Condominium Recovery Fund
Used to compensate consumers who suffer losses due to unfinished condominium projects

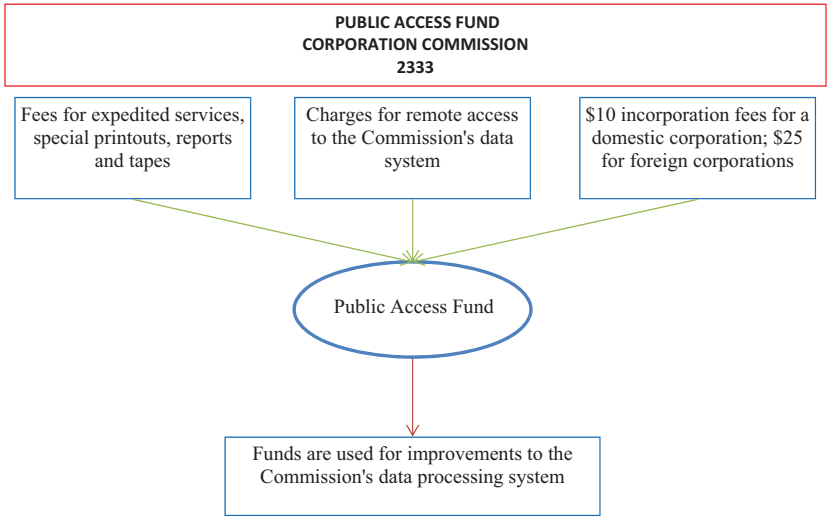
PUBLIC ACCESS FUND
CORPORATION COMMISSION
2333
Fees for expedited services, special printouts, reports and tapes
Charges for remote access to the Commission's data system
$10 incorporation fees for a domestic corporation; $25 for foreign corporations
Public Access Fund
Funds are used for improvements to the Commission's data processing system

MONEYS ON DEMAND FUND
CORPORATION COMMISSION
2334

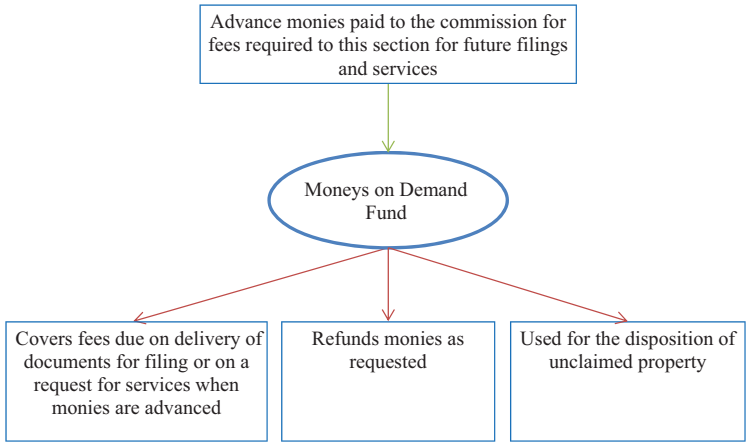

SPINAL AND HEAD INJURIES TRUST FUND
DEPARTMENT OF ECONOMIC SECURITY
2335

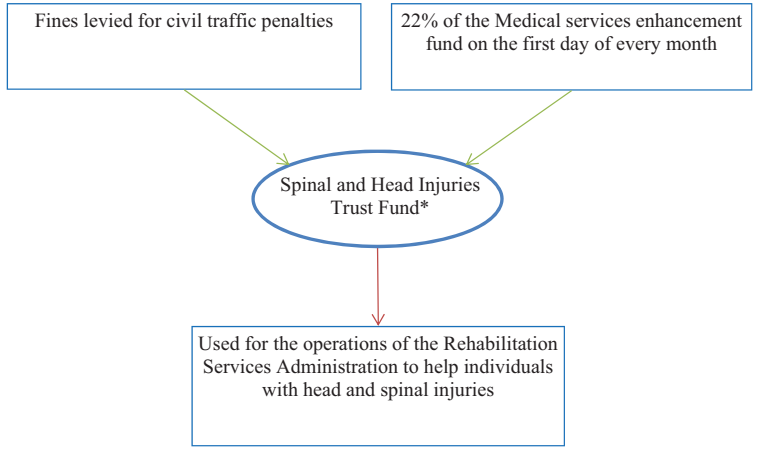

*Trust fund monies shall be spent on approval of the department of economic security's rehabilitation services administration only if comparable resources are not available or are not able to be delivered in a timely manner and in accordance with guidelines for the following purposes:

1. Public information, prevention and education of the general public and professionals.
2. Rehabilitation, transitional living and equipment necessary for activities of daily living.
3. A portion of the disease surveillance system and statewide referral services for those with head and spinal injuries.
4. Costs incurred by the advisory council on spinal and head injuries established pursuant to section 41-3201.
5. Administrative costs incurred by the department of economic security to administer the provisions of this article.

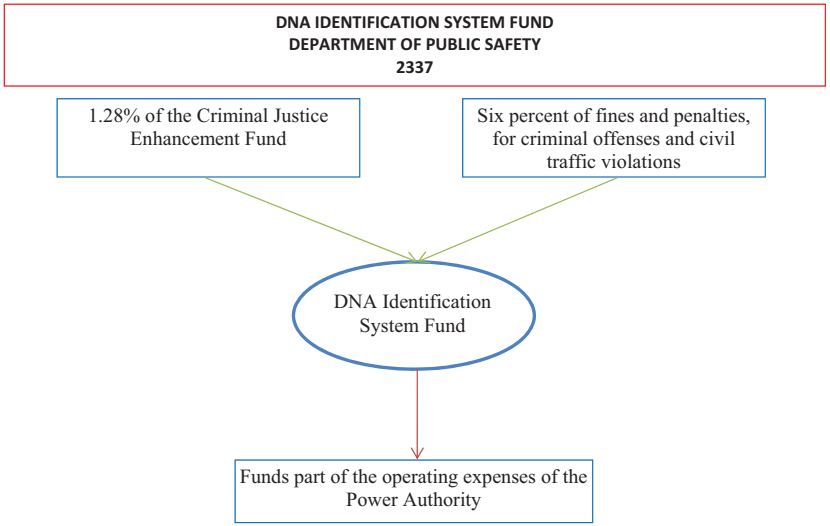
DNA IDENTIFICATION SYSTEM FUND
DEPARTMENT OF PUBLIC SAFETY
2337
1.28% of the Criminal Justice Enhancement Fund
Six percent of fines and penalties, for criminal offenses and civil traffic violations
DNA Identification System Fund
Funds part of the operating expenses of the Power Authority

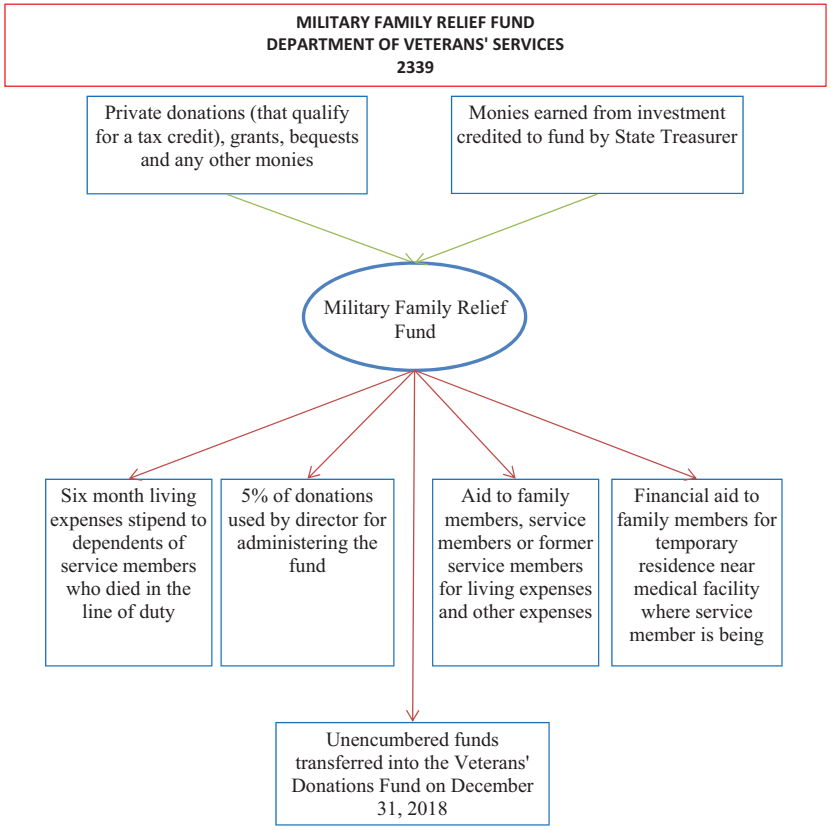
MILITARY FAMILY RELIEF FUND
DEPARTMENT OF VETERANS' SERVICES
2339
Private donations (that qualify for a tax credit), grants, bequests and any other monies
Monies earned from investment credited to fund by State Treasurer
Military Family Relief Fund
Six month living expenses stipend to dependents of service members who died in the line of duty
5% of donations used by director for administering the fund
Aid to family members, service members or former service members for living expenses and other expenses
Financial aid to family members for temporary residence near medical facility where service member is being
Unencumbered funds transferred into the Veterans' Donations Fund on December 31, 2018

PERMANENT TRIBAL-STATE COMPACT FUND
DEPARTMENT OF GAMING
2340

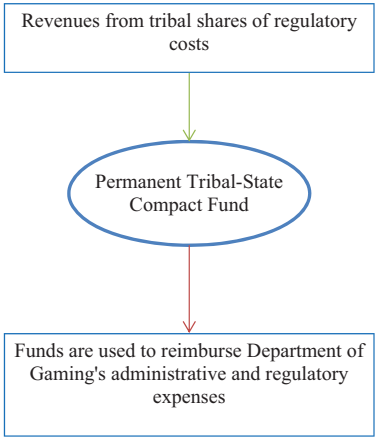

ARIZONA ESCROW GUARANTY FUND
STATE DEPARTMENT OF FINANCIAL INSTITUTIONS
2341



Agencies:
State Department of Financial Institutions

CONSTABLE ETHICS STANDARDS AND TRAINING FUND
CONSTABLE ETHICS STANDARDS AND TRAINING BOARD
2346

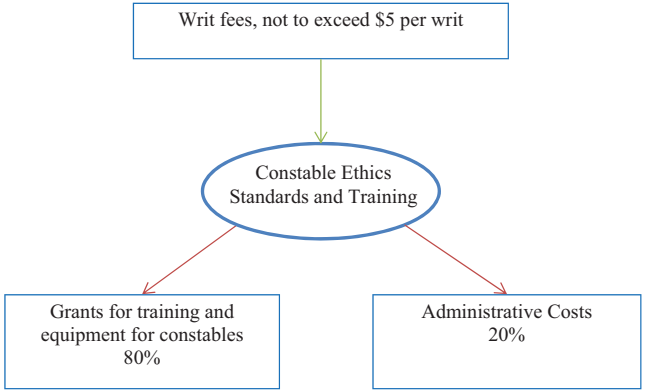

NEIGHBORS HELPING NEIGHBORS FUND
DEPARTMENT OF ECONOMIC SECURITY
2348

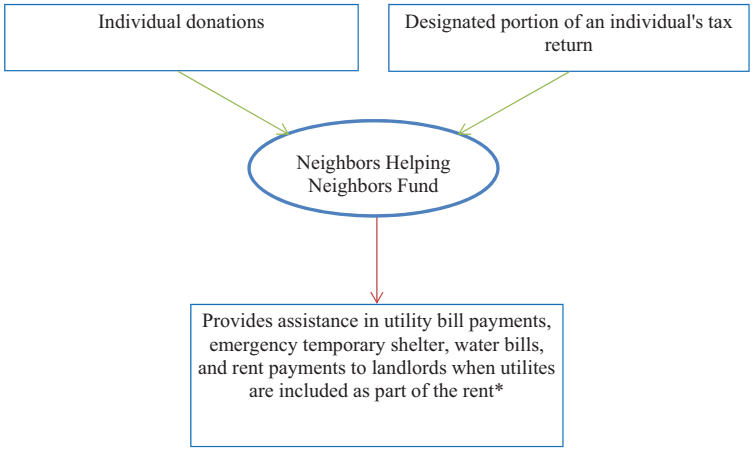

*Qualifying individuals must have income at or below 125% of the federal poverty level, be sixty years of age or older, or handicapped and income at 150% of poverty level or lower

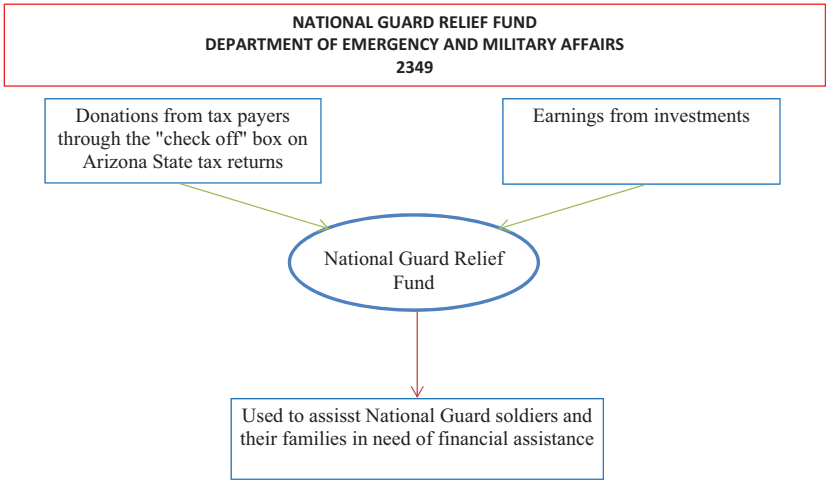
NATIONAL GUARD RELIEF FUND
DEPARTMENT OF EMERGENCY AND MILITARY AFFAIRS
2349
Donations from tax payers through the "check off" box on Arizona State tax returns
Earnings from investments
National Guard Relief Fund
Used to assisst National Guard soldiers and their families in need of financial assistance

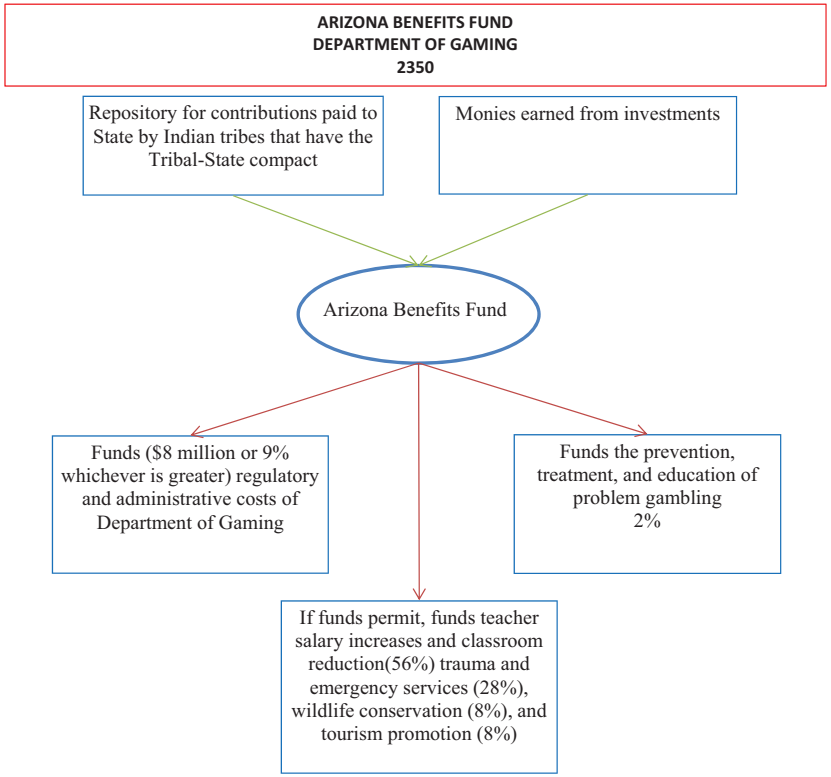
ARIZONA BENEFITS FUND
DEPARTMENT OF GAMING
2350
Repository for contributions paid to State by Indian tribes that have the Tribal-State compact
Monies earned from investments
Arizona Benefits Fund
Funds ($8 million or 9% whichever is greater) regulatory and administrative costs of Department of Gaming
Funds the prevention, treatment, and education of problem gambling 2%
If funds permit, funds teacher salary increases and classroom reduction(56%) trauma and emergency services (28%), wildlife conservation (8%), and tourism promotion (8%)

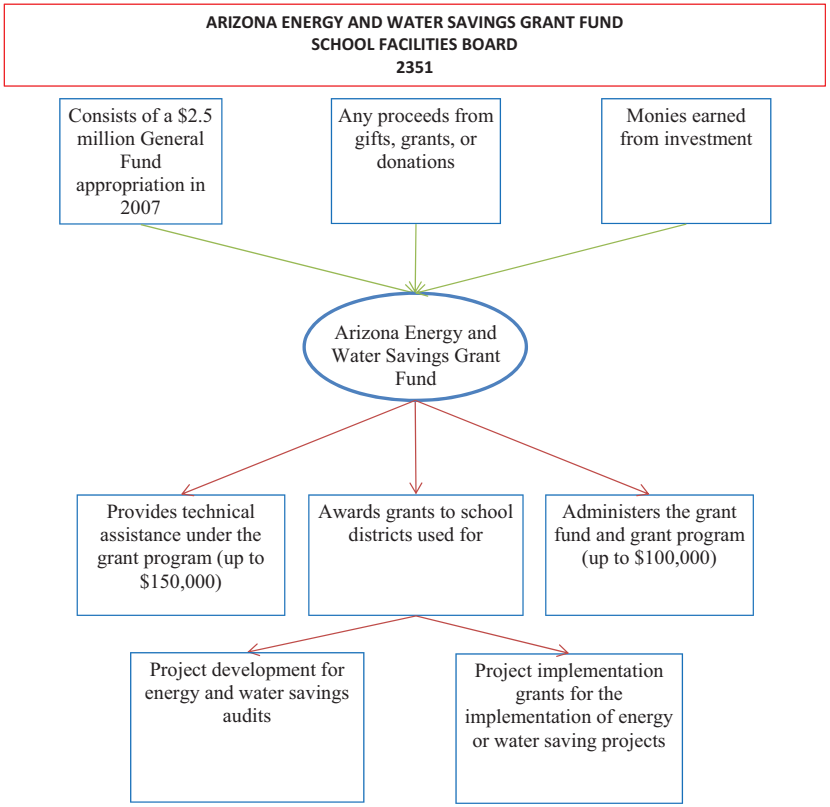
ARIZONA ENERGY AND WATER SAVINGS GRANT FUND
SCHOOL FACILITIES BOARD
2351
Consists of a $2.5 million General Fund appropriation in 2007
Any proceeds from gifts, grants, or donations
Monies earned from investment
Arizona Energy and Water Savings Grant Fund
Provides technical assistance under the grant program (up to $150,000)
Awards grants to school districts used for
Administers the grant fund and grant program (up to $100,000)
Project development for energy and water savings audits
Project implementation grants for the implementation of energy or water saving projects

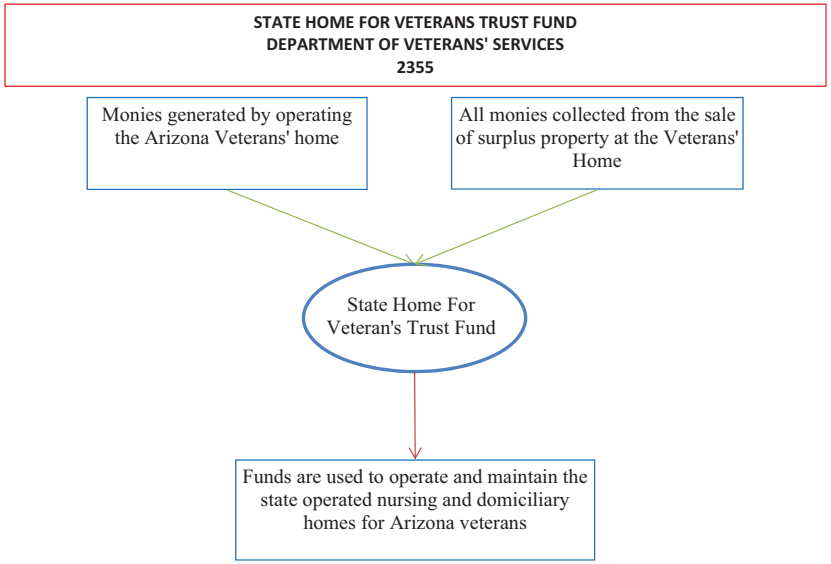
STATE HOME FOR VETERANS TRUST FUND
DEPARTMENT OF VETERANS' SERVICES
2355
Monies generated by operating the Arizona Veterans' home
All monies collected from the sale of surplus property at the Veterans' Home
State Home For Veteran's Trust Fund
Funds are used to operate and maintain the state operated nursing and domiciliary homes for Arizona veterans

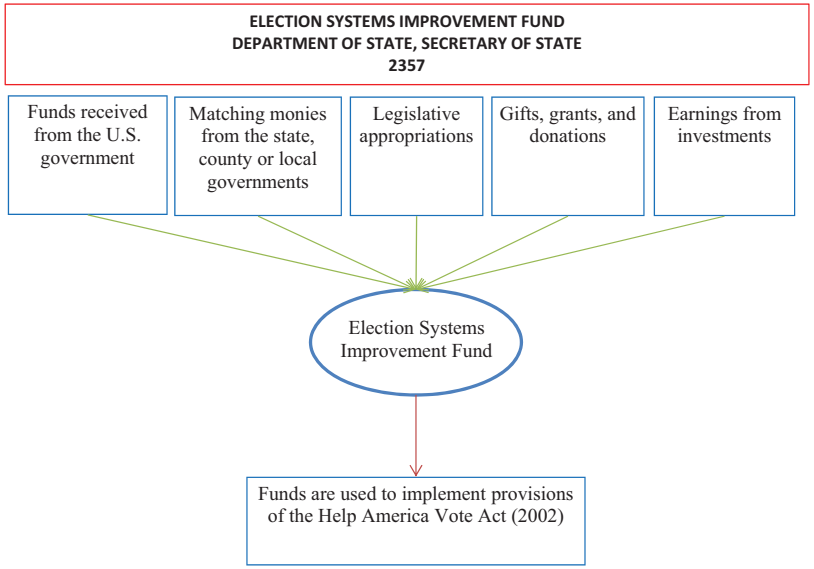
ELECTION SYSTEMS IMPROVEMENT FUND
DEPARTMENT OF STATE, SECRETARY OF STATE
2357
Funds received from the U.S. government
Matching monies from the state, county or local governments
Legislative appropriations
Gifts, grants, and donations
Earnings from investments
Election Systems Improvement Fund
Funds are used to implement provisions of the Help America Vote Act (2002)

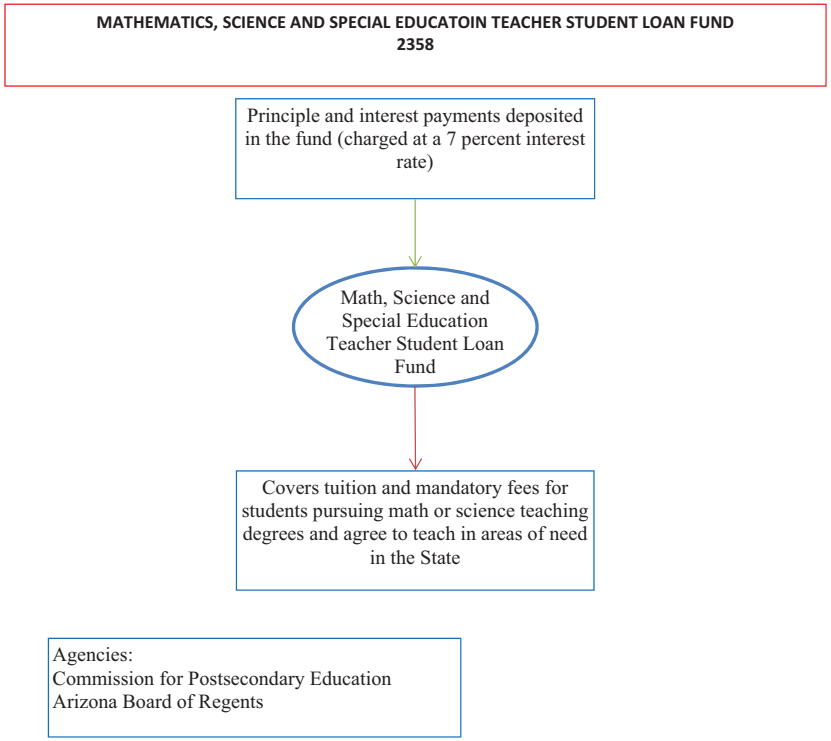
MATHEMATICS, SCIENCE AND SPECIAL EDUCATOIN TEACHER STUDENT LOAN FUND
2358
Principle and interest payments deposited in the fund (charged at a 7 percent interest rate)
Math, Science and Special Education Teacher Student Loan Fund
Covers tuition and mandatory fees for students pursuing math or science teaching degrees and agree to teach in areas of need in the State
Agencies:
Commission for Postsecondary Education
Arizona Board of Regents

CONTROLLED SUBSTANCE PRESCRIPTION MONITORING PROGRAM
ARIZONA STATE BOARD OF PHARMACY
2359

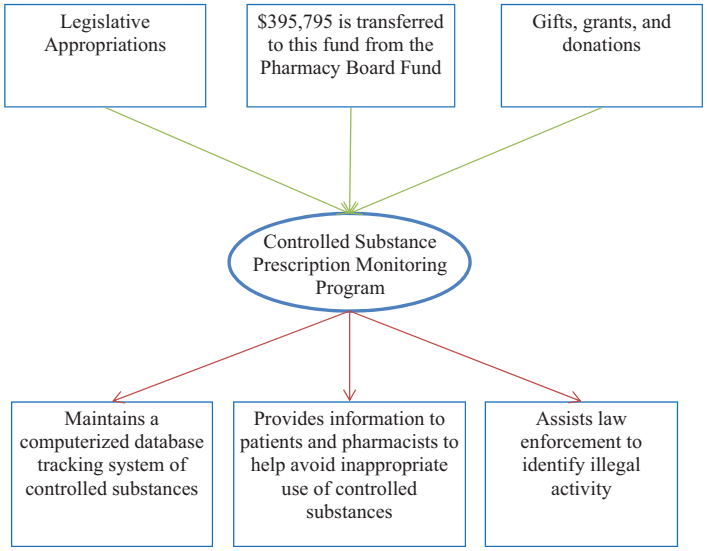

FIRE SUPPRESSION FUND
STATE FORESTER
2360

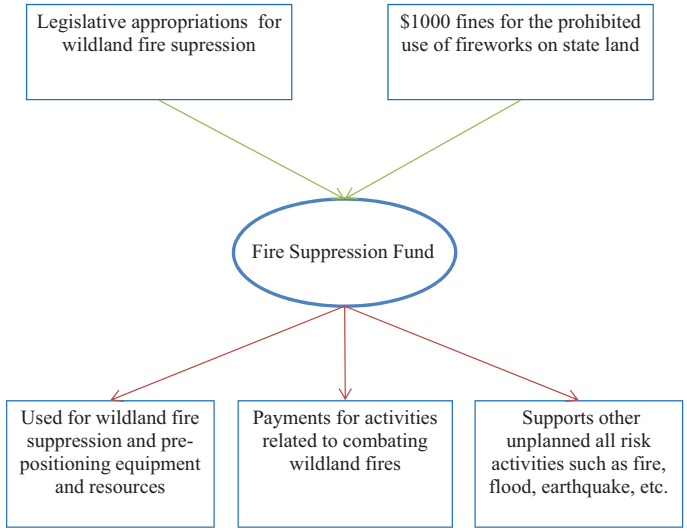

*If the unobligated balance of the fund exceeds $2 million at the end of any calendar year, the excess is transferred to the State General Fund.

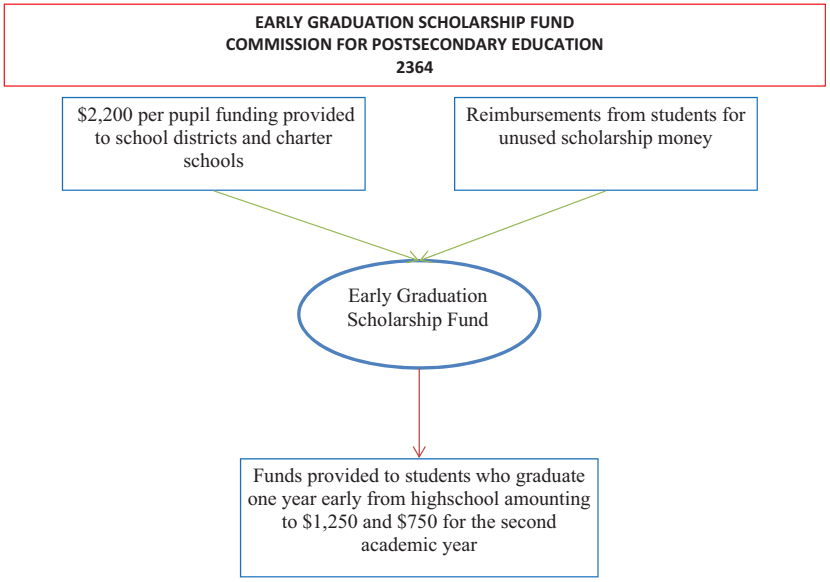
EARLY GRADUATION SCHOLARSHIP FUND
COMMISSION FOR POSTSECONDARY EDUCATION
2364
$2,200 per pupil funding provided to school districts and charter schools
Reimbursements from students for unused scholarship money
Early Graduation Scholarship Fund
Funds provided to students who graduate one year early from highschool amounting to $1,250 and $750 for the second academic year

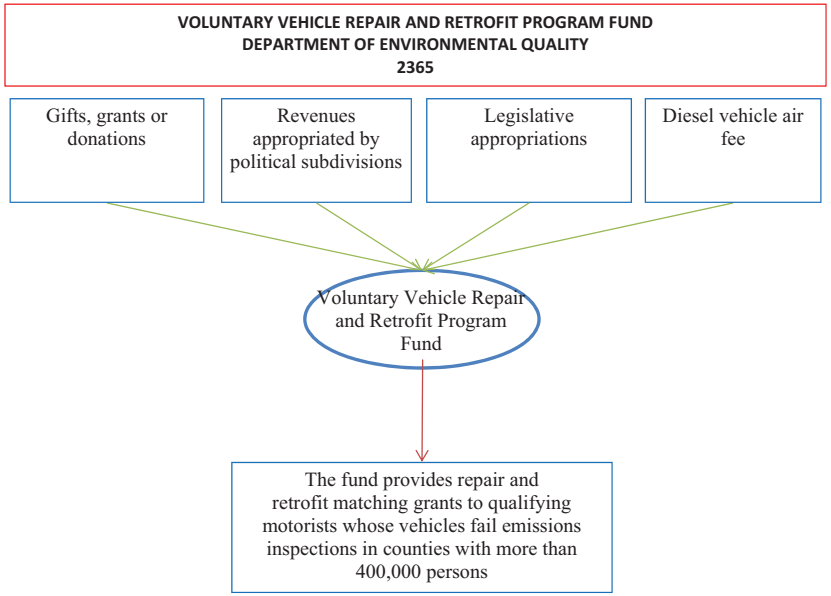
VOLUNTARY VEHICLE REPAIR AND RETROFIT PROGRAM FUND
DEPARTMENT OF ENVIRONMENTAL QUALITY
2365
Gifts, grants or donations
Revenues appropriated by political subdivisions
Legislative appropriations
Diesel vehicle air fee
Voluntary Vehicle Repair and Retrofit Program Fund
The fund provides repair and retrofit matching grants to qualifying motorists whose vehicles fail emissions inspections in counties with more than 400,000 persons

GOLDEN RULE SPECIAL PLATE FUND
DEPARTMENT OF EDUCATION
2366

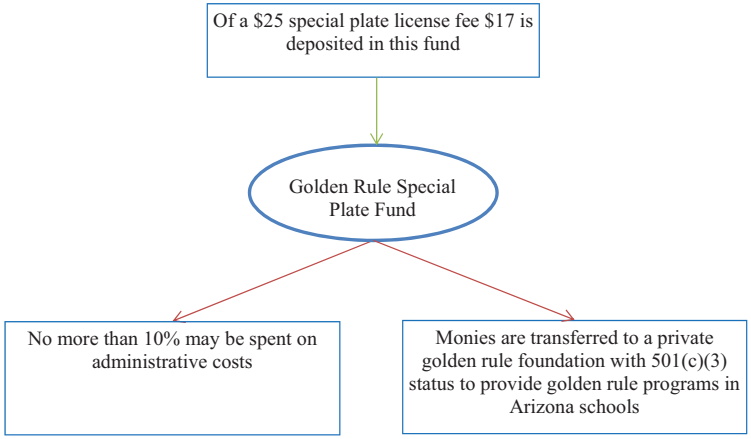

CAPITAL POST-CONVICTION DEFENDER OFFICE FUND
STATE CAPITAL POST-CONVICTION PUBLIC DEFENDER OFFICE
2367

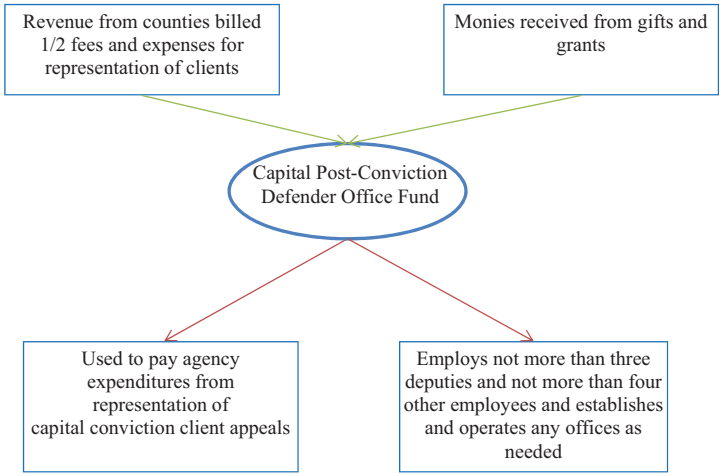

LEAFY GREEN MARKETING COMMITTEE FUND
ARIZONA DEPARTMENT OF AGRICULTURE
2368

RACING INVESTIGATION FUND
ARIZONA DEPARTMENT OF RACING
2369

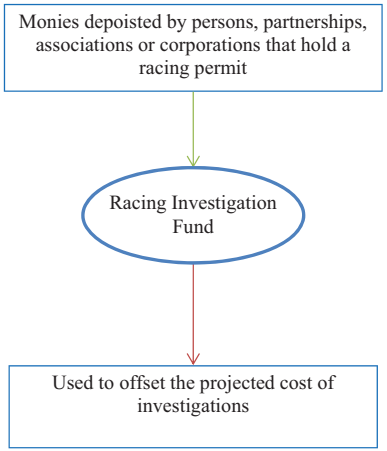

LEASE TO OWN FUND (SCHOOL FACILITIES BOARD) FUND
SCHOOL FACILITIES BOARD
2373

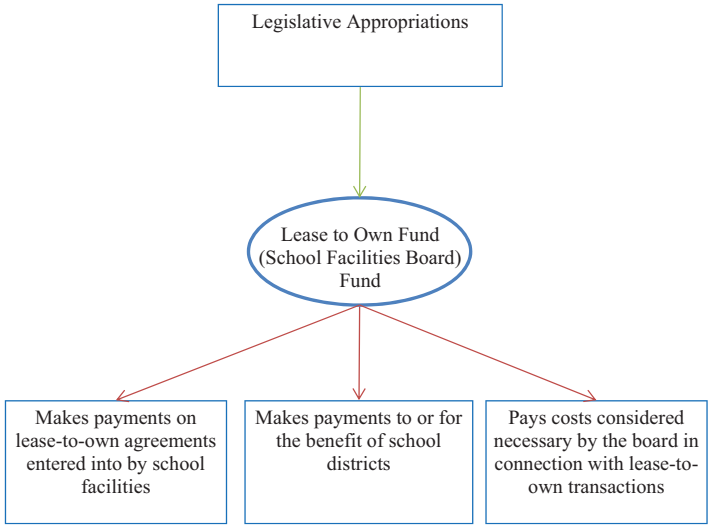

CAPTIVE INSURANCE REGULATORY/SUPERVISION FUND
DEPARTMENT OF INSURANCE
2377

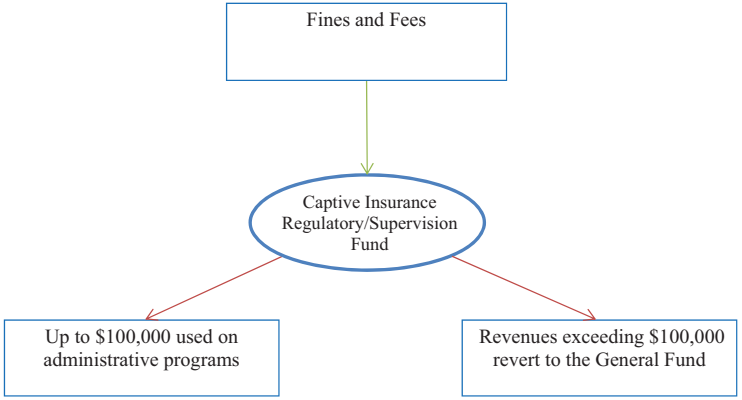

LIVESTOCK AND CROP CONSERVATION FUND
ARIZONA DEPARTMENT OF AGRICULTURE
2378

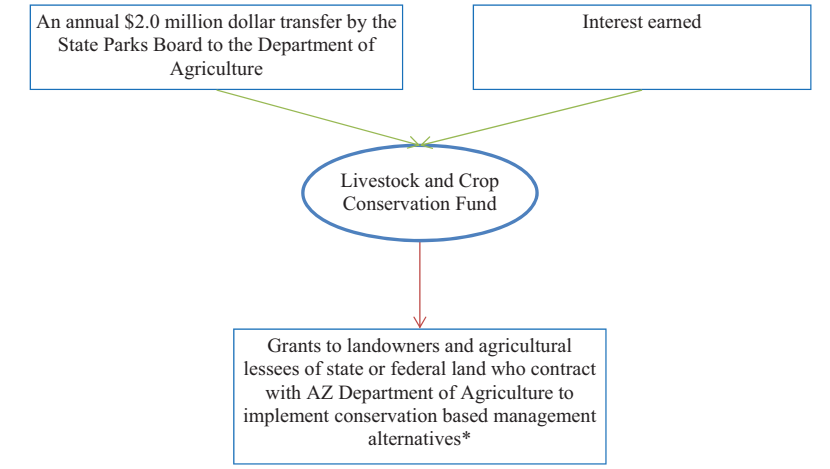

*No more than 50% of the fund may be granted in a single county in a given year.
No more than 10% may be used for purposes of administering the program in a fiscal year.

TRANSITION PROGRAM FUND
DEPARTMENT OF CORRECTIONS
2379



*Only 5% of wages are taken from inmates that are not guilty of Title 28 Chapter 4 "D.U.I." violations

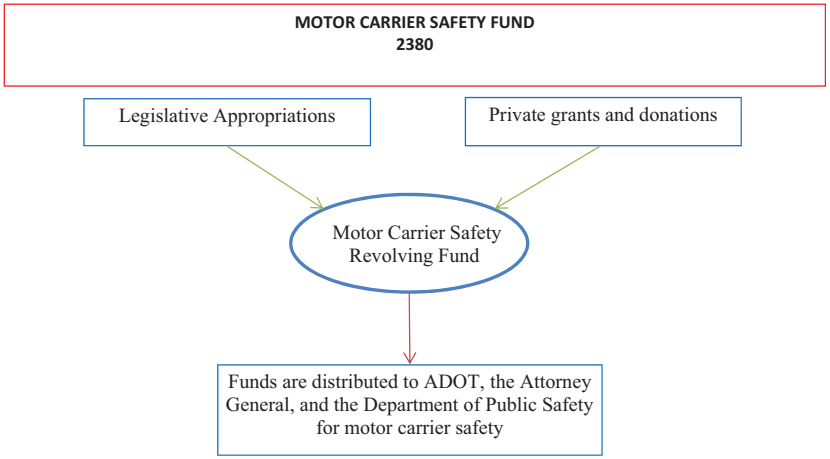

Agencies:
Attorney General - Department of Law
Department of Public Safety

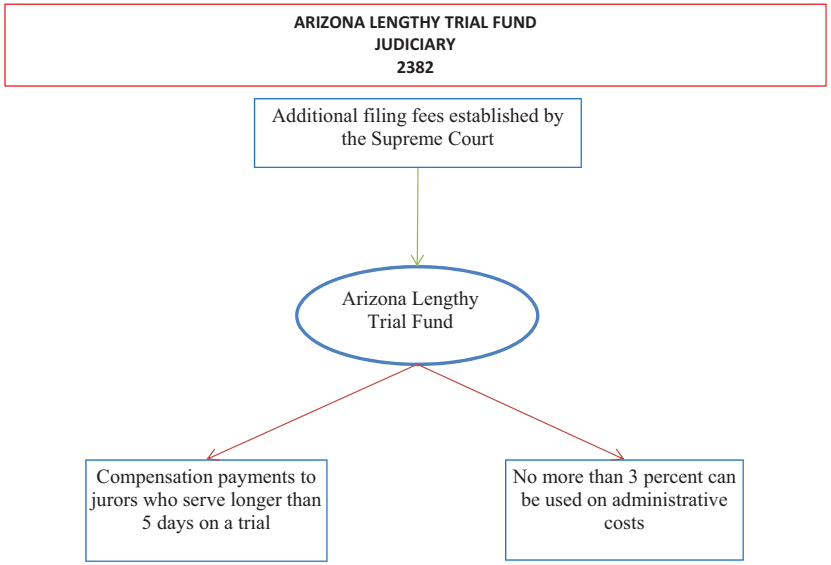

TRANSITION PROGRAM FUND
DEPARTMENT OF CORRECTIONS
2383

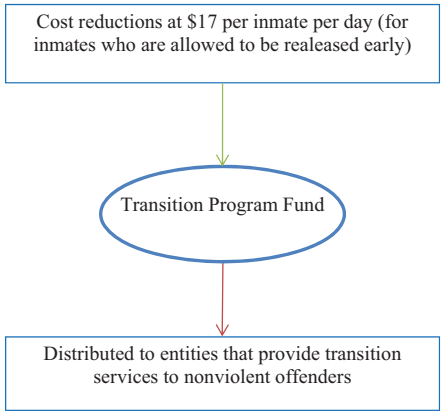

FAMILIES OF FALLEN POLICE OFFICERS SPECIAL PLATE FUND
DEPARTMENT OF PUBLIC SAFETY
2386

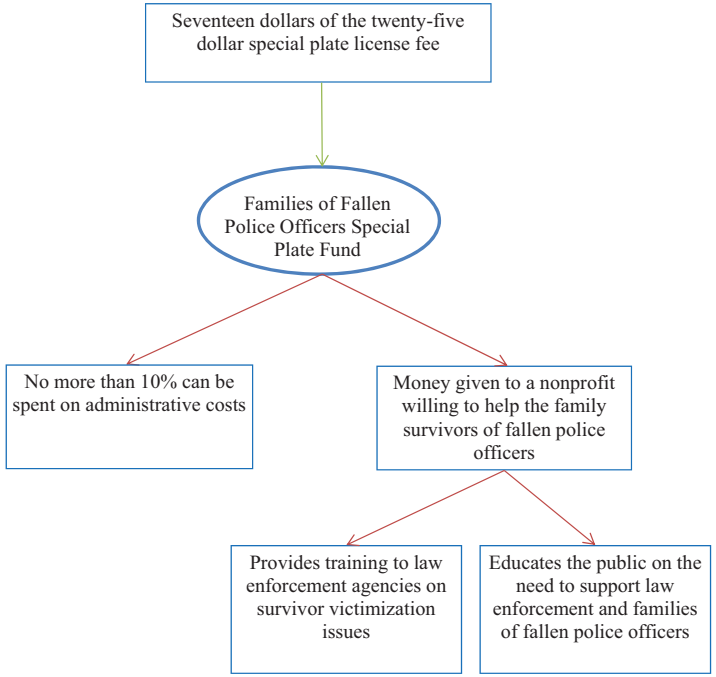

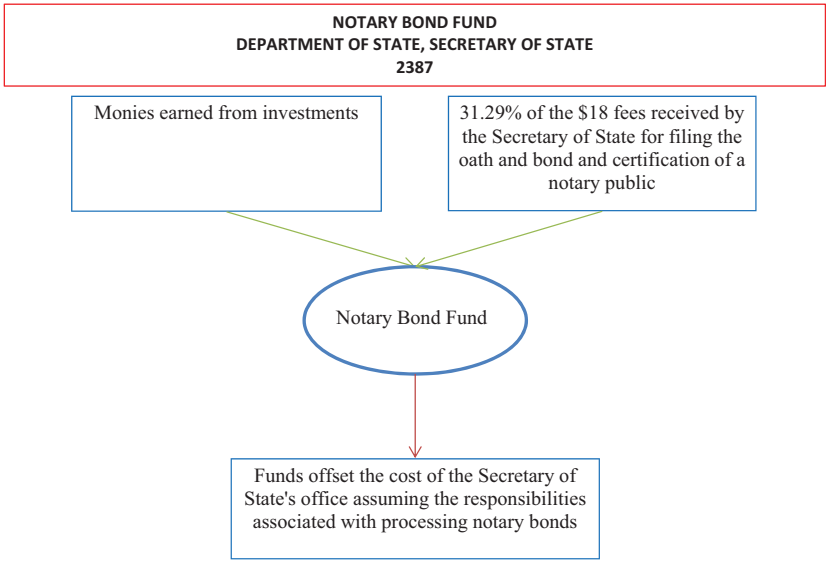
NOTARY BOND FUND
DEPARTMENT OF STATE, SECRETARY OF STATE
2387
Monies earned from investments
31.29% of the $18 fees received by the Secretary of State for filing the oath and bond and certification of a notary public
Notary Bond Fund
Funds offset the cost of the Secretary of State's office assuming the responsibilities associated with processing notary bonds

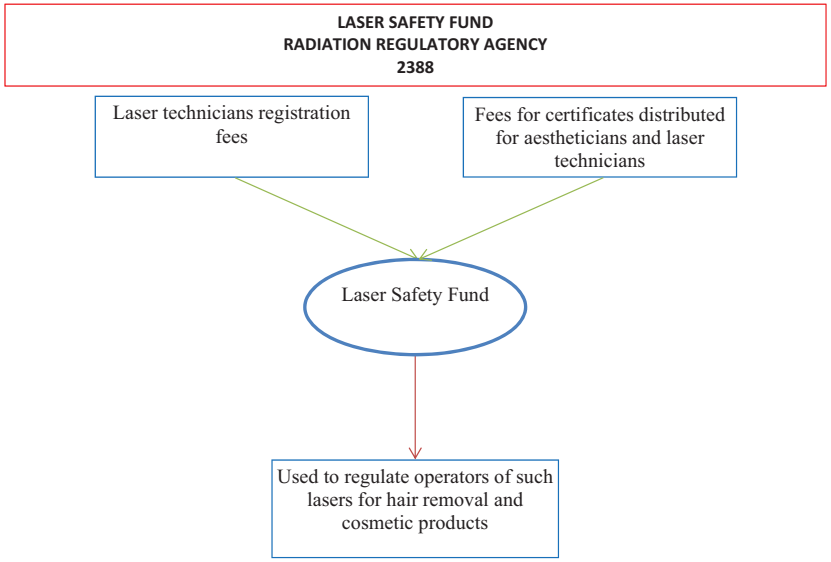
LASER SAFETY FUND
RADIATION REGULATORY AGENCY
2388
Laser technicians registration fees
Fees for certificates distributed for aestheticians and laser technicians
Laser Safety Fund
Used to regulate operators of such lasers for hair removal and cosmetic products

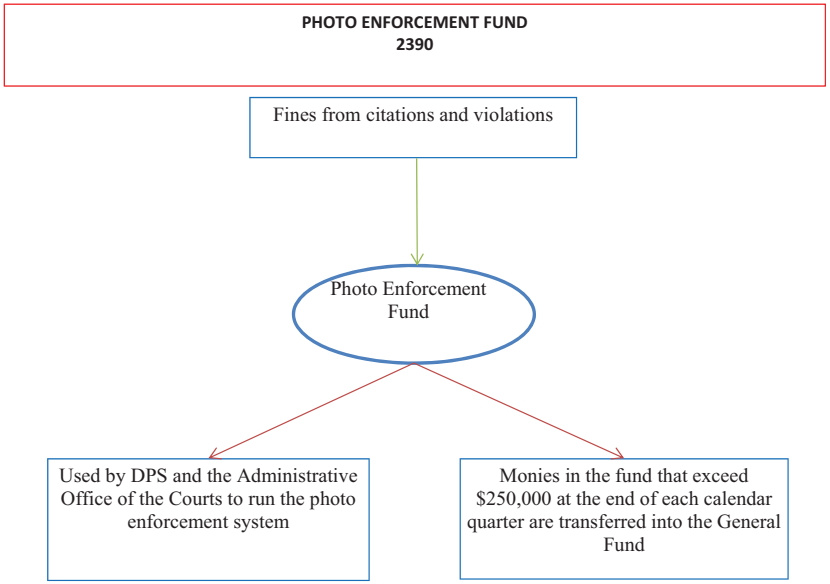
PHOTO ENFORCEMENT FUND
2390
Fines from citations and violations
Photo Enforcement Fund
Used by DPS and the Administrative Office of the Courts to run the photo enforcement system
Monies in the fund that exceed $250,000 at the end of each calendar quarter are transferred into the General Fund

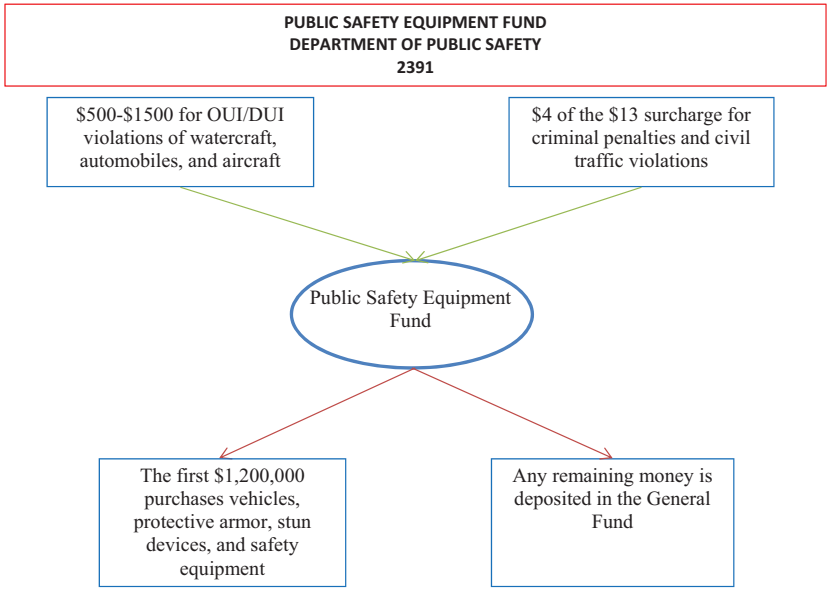
PUBLIC SAFETY EQUIPMENT FUND
DEPARTMENT OF PUBLIC SAFETY
2391
$500-$1500 for OUI/DUI violations of watercraft, automobiles, and aircraft
$4 of the $13 surcharge for criminal penalties and civil traffic violations
Public Safety Equipment Fund
The first $1,200,000 purchases vehicles, protective armor, stun devices, and safety equipment
Any remaining money is deposited in the General Fund

BUILDING RENEWAL GRANT FUND
SCHOOL FACILITIES BOARD
2392

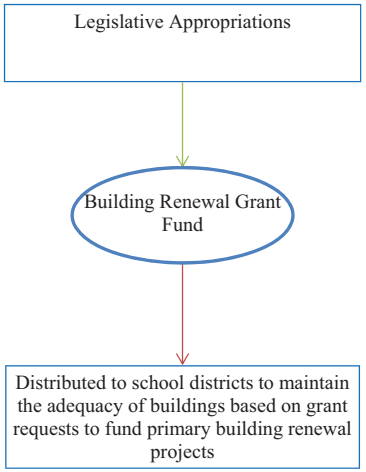

UNARMED COMBAT FUND
ARIZONA DEPARTMENT OF RACING
2393

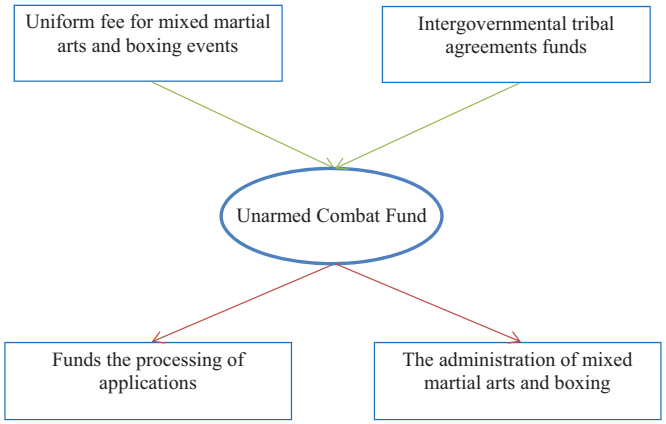

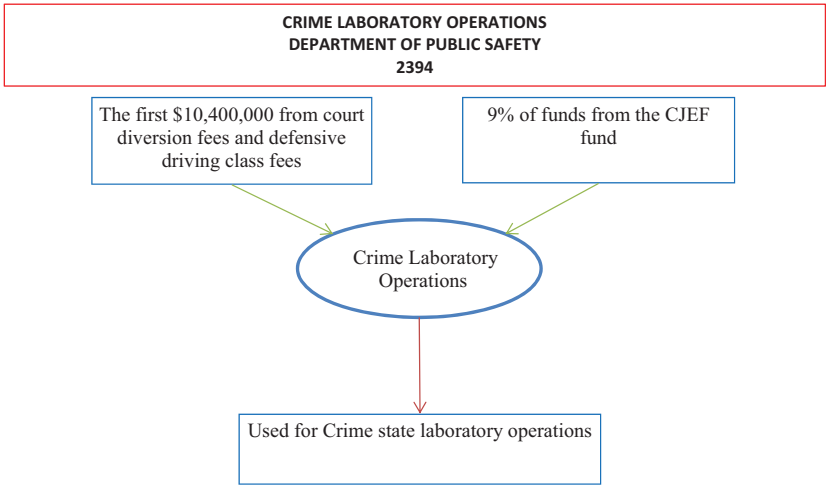

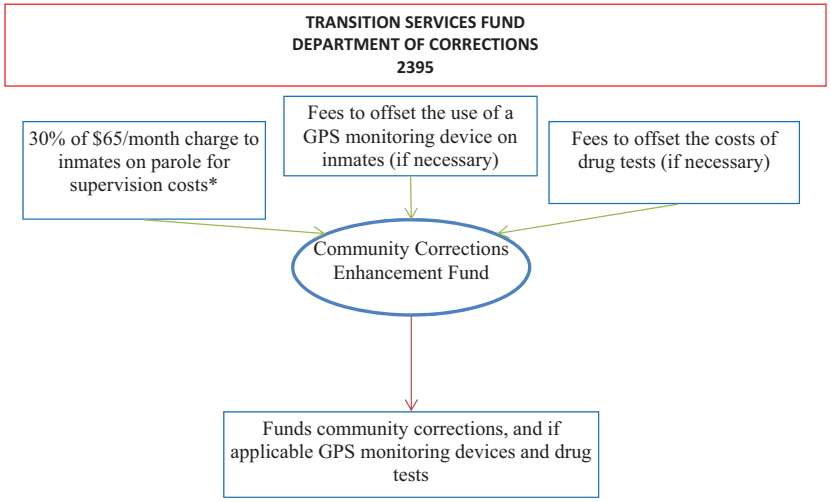

*The remaining 70% of the maximum $65 month fee goes to the Victim Compensation and Assistance Fund

GANG AND IMMIGRATION INTELLIGENCE TEAM ENFORCEMENT MISSION FUND
DEPARTMENT OF PUBLIC SAFETY
2396

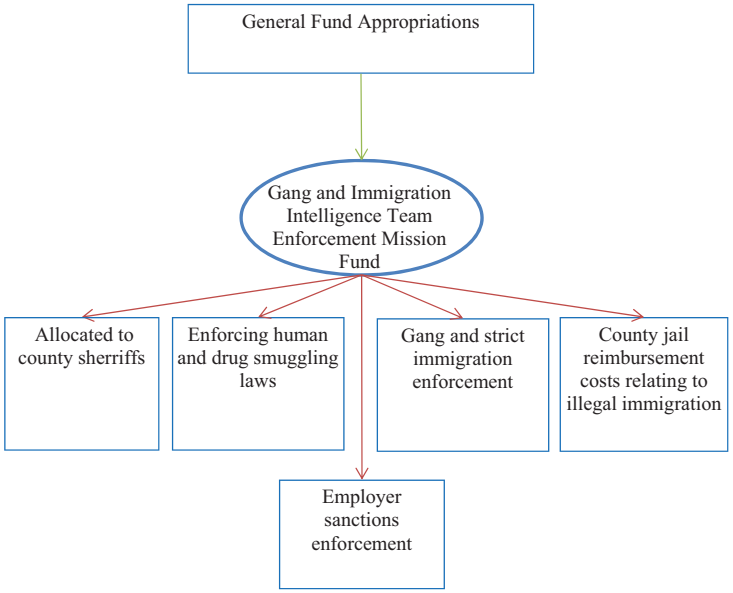

WATER RESOURCES FUND
DEPARTMENT OF WATER RESOURCES
2398

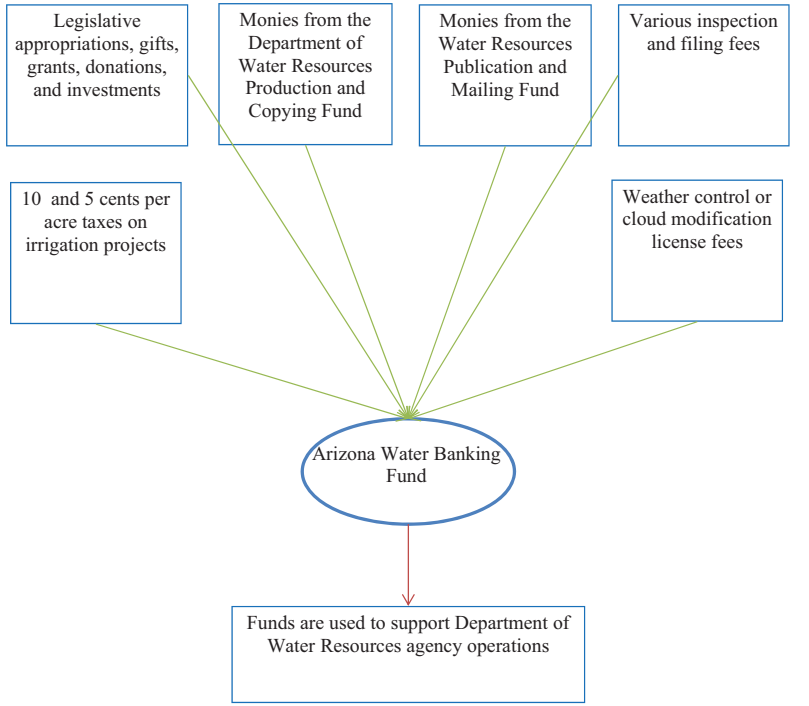

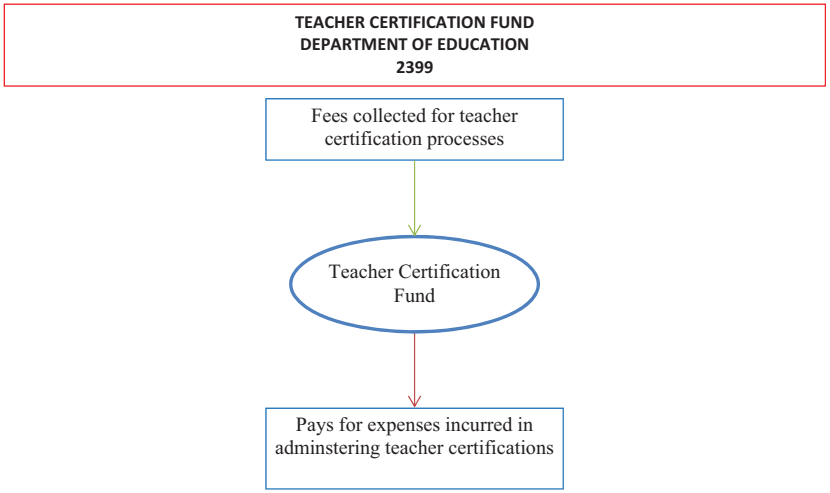
TEACHER CERTIFICATION FUND
DEPARTMENT OF EDUCATION
2399
Fees collected for teacher certification processes
Teacher Certification Fund
Pays for expenses incurred in adminstering teacher certifications

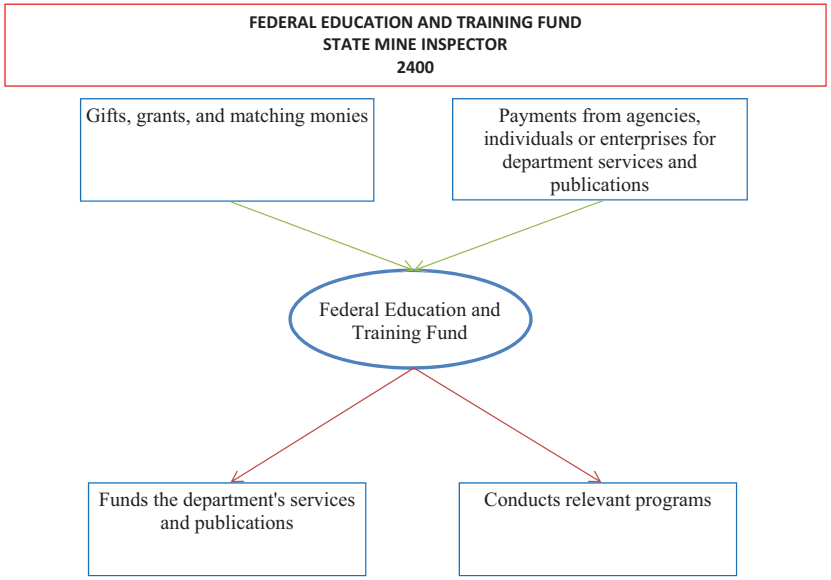
FEDERAL EDUCATION AND TRAINING FUND
STATE MINE INSPECTOR
2400
Gifts, grants, and matching monies
Payments from agencies, individuals or enterprises for department services and publications
Federal Education and Training Fund
Funds the department's services and publications
Conducts relevant programs

PRIVATE DONATIONS FUND
COMMISSION FOR POSTSECONDARY EDUCATION
2402

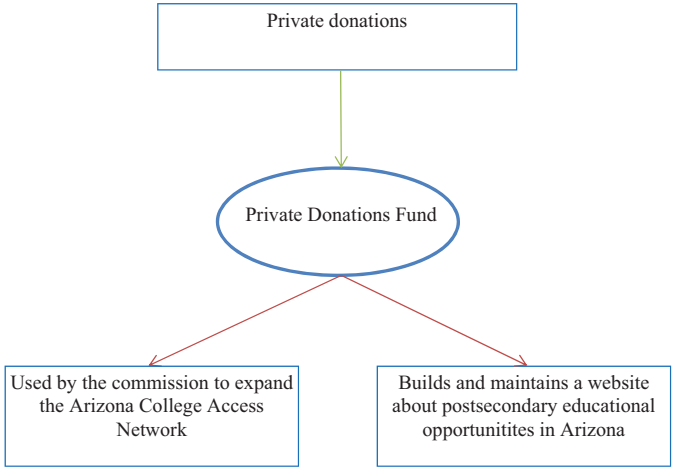

SECURITIES INVESTMENT AND MANAGEMENT FUND
CORPORATION COMMISSION
2404

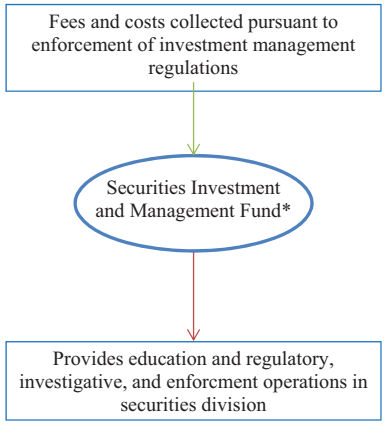

*If amount in fund exceeds 100,000 on Dec. 31, the excess is deposited into the General Fund

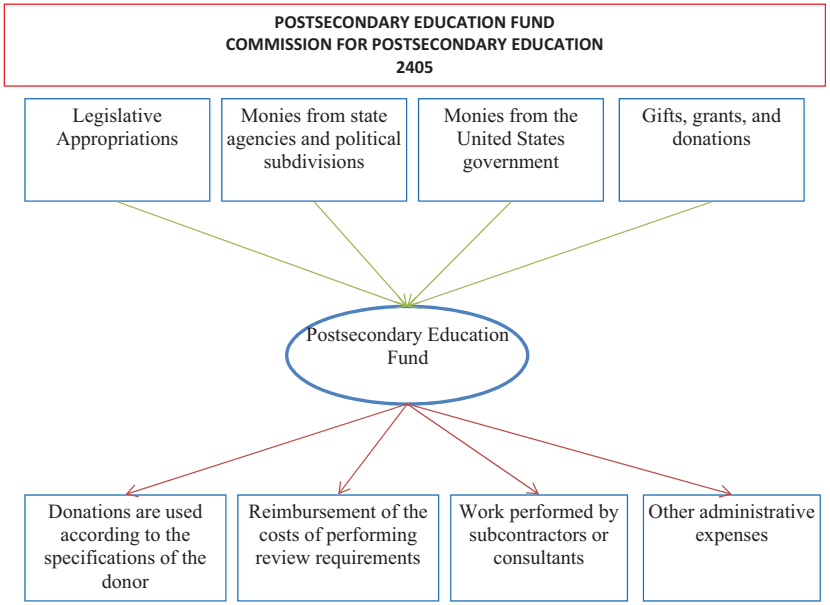
POSTSECONDARY EDUCATION FUND
COMMISSION FOR POSTSECONDARY EDUCATION
2405
Legislative Appropriations
Monies from state agencies and political subdivisions
Monies from the United States government
Gifts, grants, and donations
Postsecondary Education Fund
Donations are used according to the specifications of the donor
Reimbursement of the costs of performing review requirements
Work performed by subcontractors or consultants
Other administrative expenses

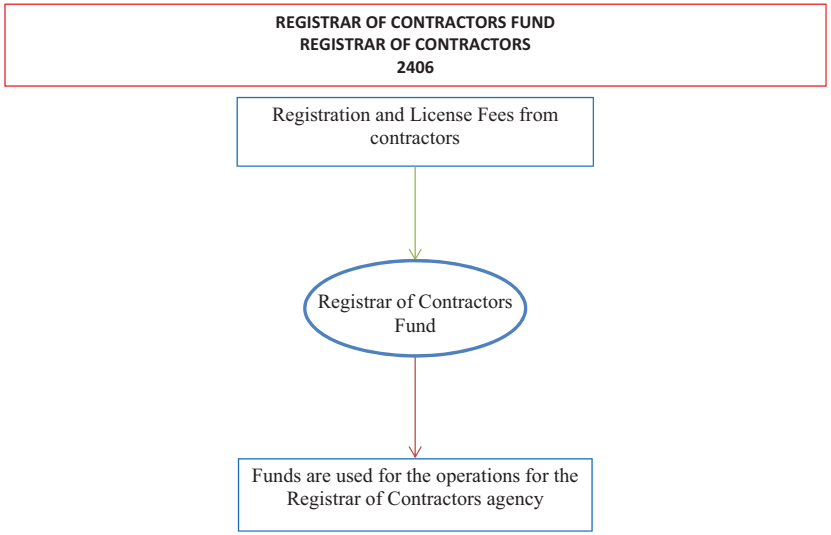
REGISTRAR OF CONTRACTORS FUND
REGISTRAR OF CONTRACTORS
2406
Registration and License Fees from contractors
Registrar of Contractors Fund
Funds are used for the operations for the Registrar of Contractors agency

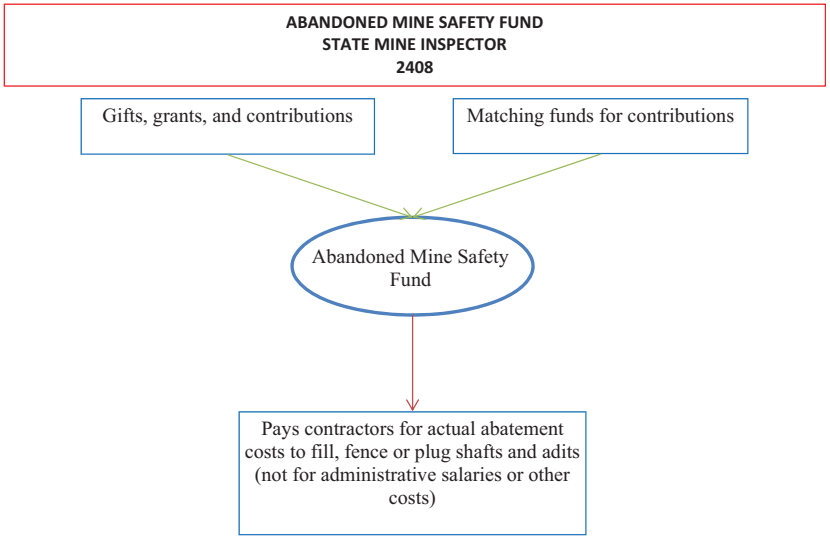
ABANDONED MINE SAFETY FUND
STATE MINE INSPECTOR
2408
Gifts, grants, and contributions
Matching funds for contributions
Abandoned Mine Safety Fund
Pays contractors for actual abatement costs to fill, fence or plug shafts and adits (not for administrative salaries or other costs)

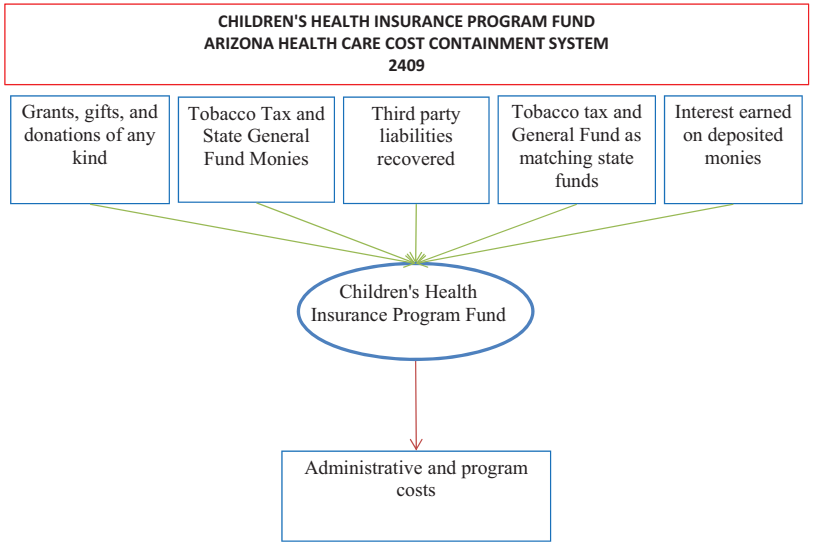
CHILDREN'S HEALTH INSURANCE PROGRAM FUND
ARIZONA HEALTH CARE COST CONTAINMENT SYSTEM
2409
Grants, gifts, and donations of any kind
Tobacco Tax and State General Fund Monies
Third party liabilities recovered
Tobacco tax and General Fund as matching state funds
Interest earned on deposited monies
Children's Health Insurance Program Fund
Administrative and program costs

WATER RESOURCES PUBLICATION AND MAILING FUND
DEPARTMENT OF WATER RESOURCES
2410

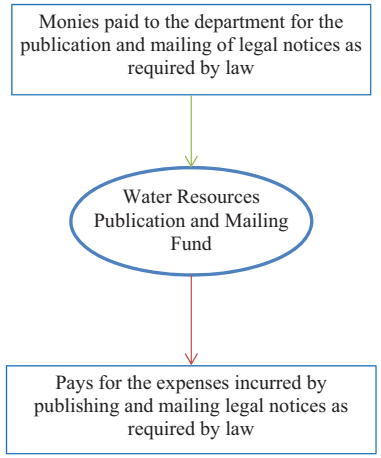

WATER RESOURCES PRODUCTION AND COPYING FUND
DEPARTMENT OF WATER RESOURCES
2411

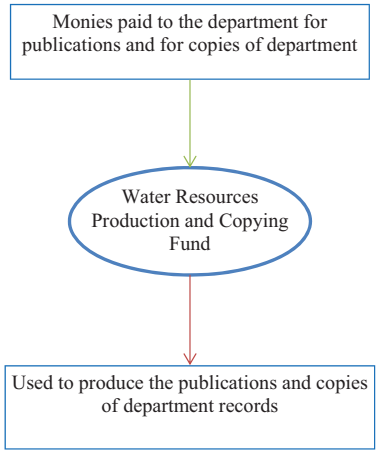

ACUPUNCTURE BOARD OF EXAMINERS FUND
ACUPUNCTURE BOARD OF EXAMINERS
2412

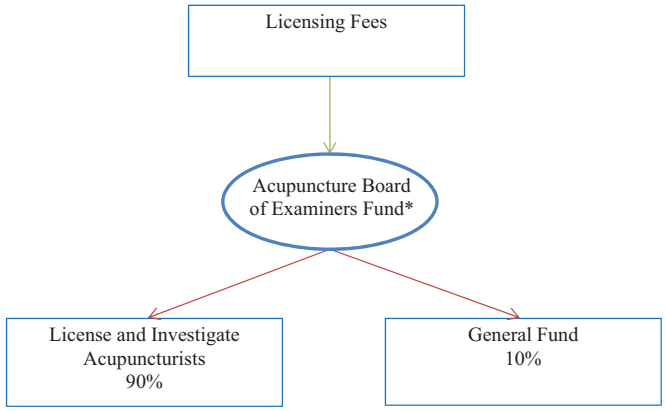

*Collections from penalties go directly to the General Fund

HIGHWAY EXPANSION AND EXTENSION LOAN FUND
DEPARTMENT OF TRANSPORTATION
2417

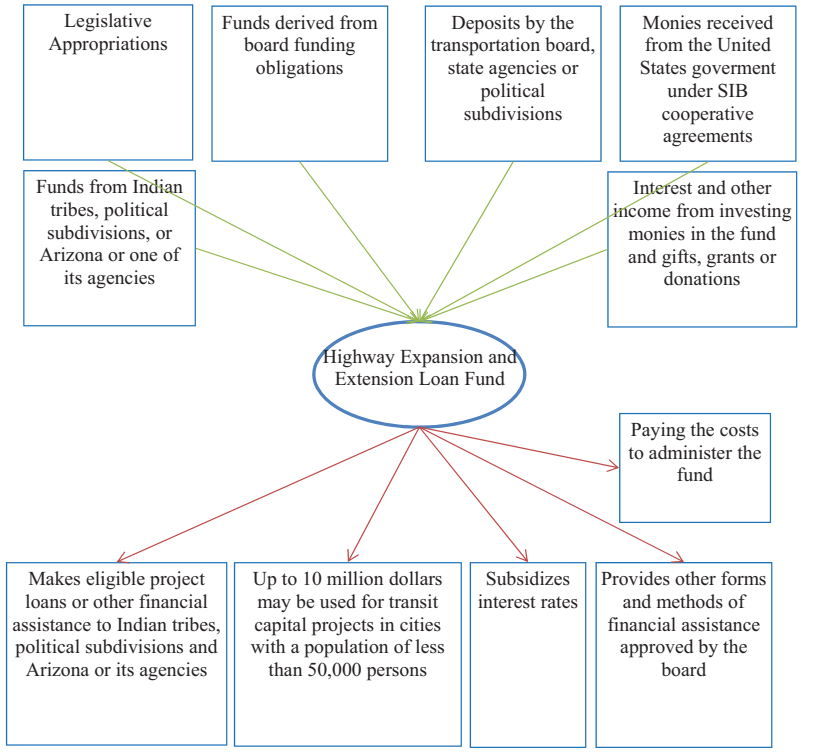

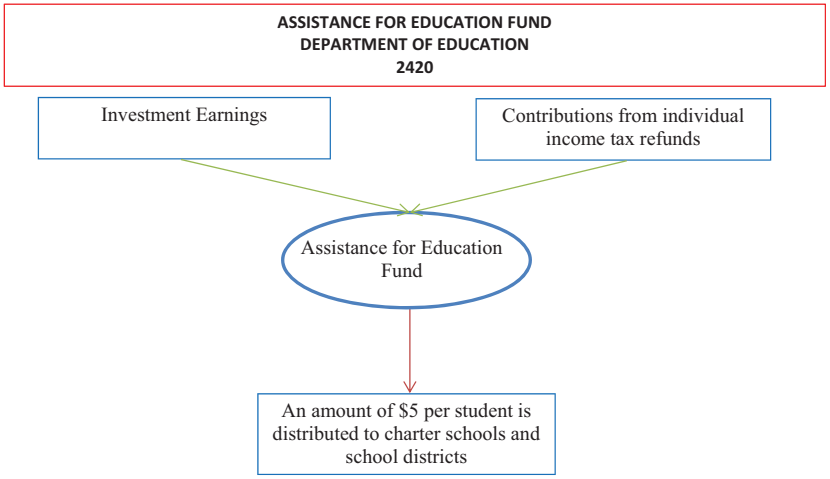
ASSISTANCE FOR EDUCATION FUND
DEPARTMENT OF EDUCATION
2420
Investment Earnings
Contributions from individual income tax refunds
Assistance for Education Fund
An amount of $5 per student is distributed to charter schools and school districts

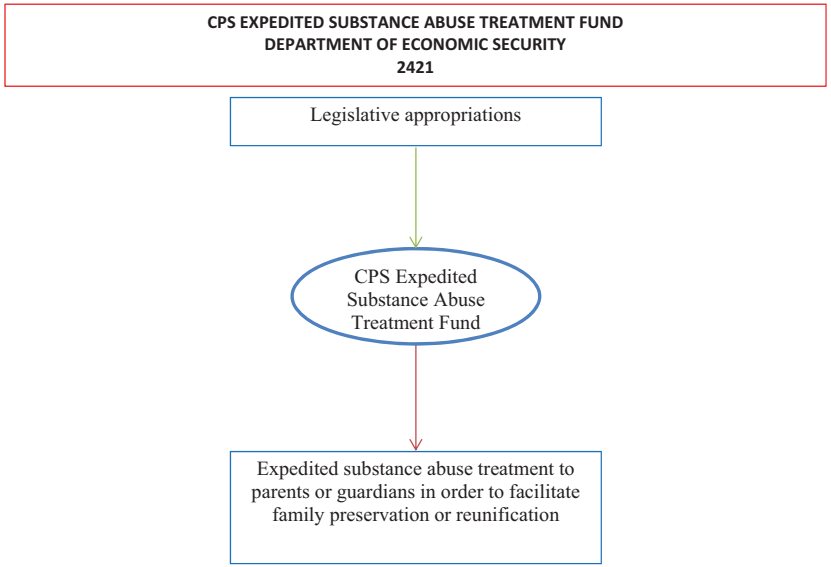
CPS EXPEDITED SUBSTANCE ABUSE TREATMENT FUND
DEPARTMENT OF ECONOMIC SECURITY
2421
Legislative appropriations
CPS Expedited Substance Abuse Treatment Fund
Expedited substance abuse treatment to parents or guardians in order to facilitate family preservation or reunification

DRIVING UNDER INFLUENCE ABATEMENT FUND
2422

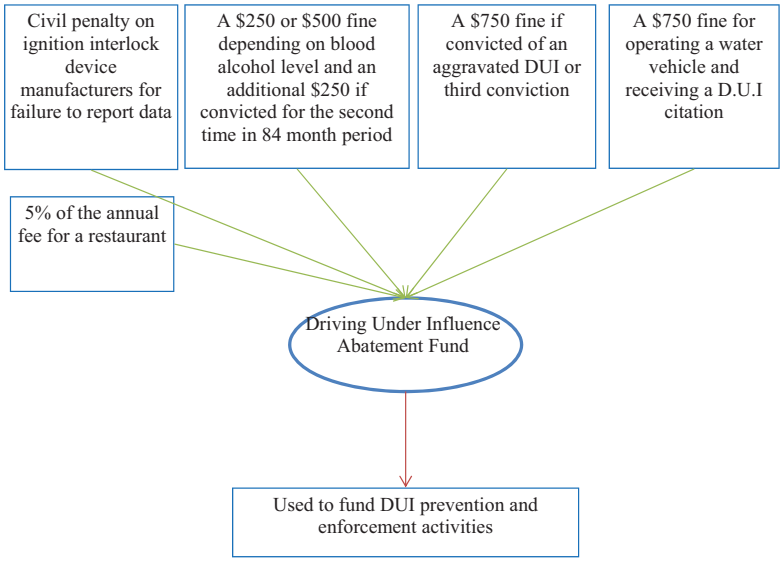

Agencies:
Arizona Criminal Justice Commission
Department of Transportation

CAPITAL POST-CONVICTION DEFENDER OFFICE FUND
CITIZENS' CLEAN ELECTIONS FUND
2425

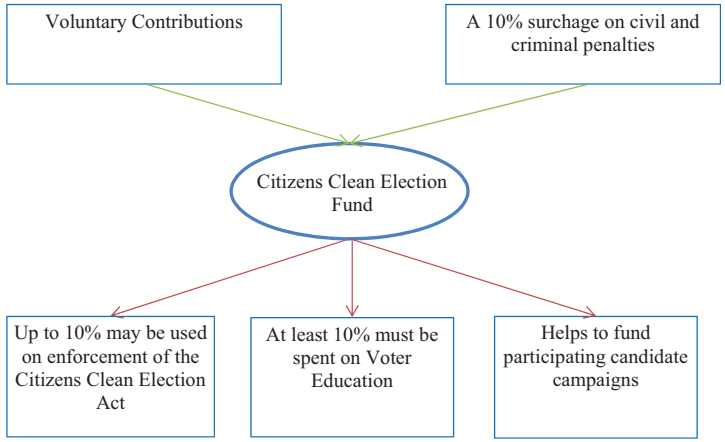

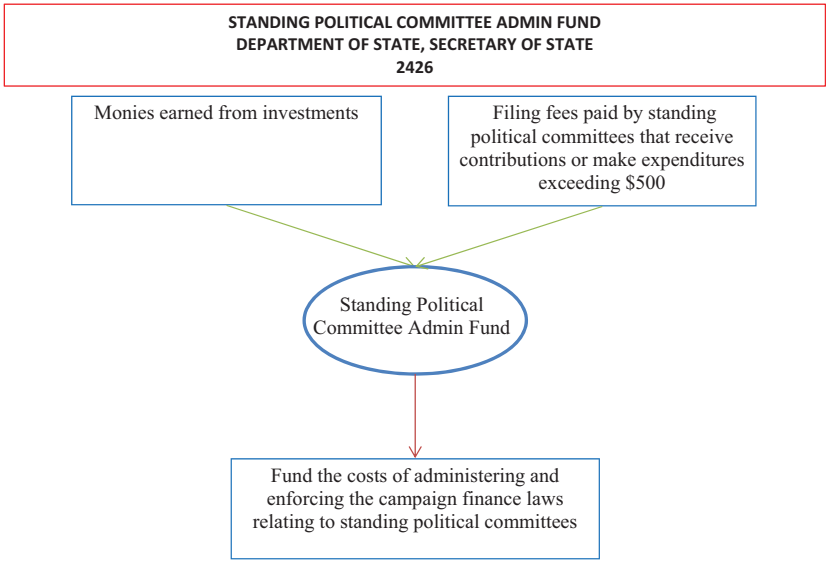
STANDING POLITICAL COMMITTEE ADMIN FUND
DEPARTMENT OF STATE, SECRETARY OF STATE
2426
Monies earned from investments
Filing fees paid by standing political committees that receive contributions or make expenditures exceeding $500
Standing Political Committee Admin Fund
Fund the costs of administering and enforcing the campaign finance laws relating to standing political committees

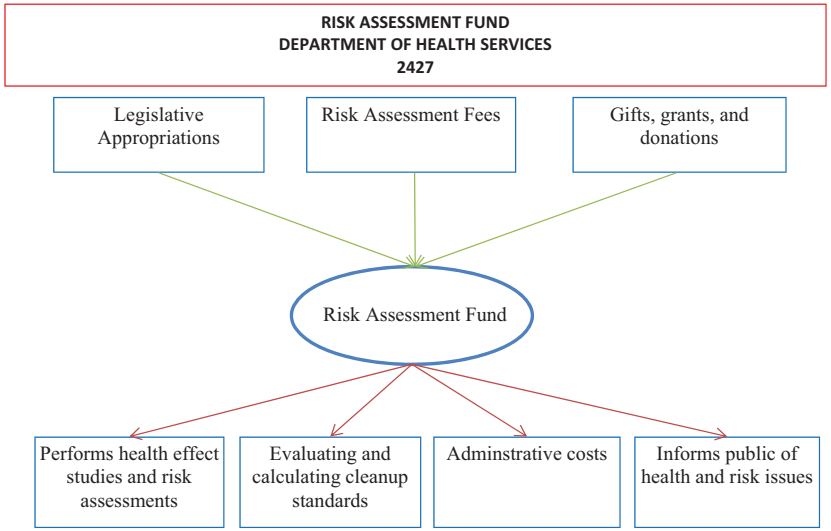
RISK ASSESSMENT FUND
DEPARTMENT OF HEALTH SERVICES
2427
Legislative Appropriations
Risk Assessment Fees
Gifts, grants, and donations
Risk Assessment Fund
Performs health effect studies and risk assessments
Evaluating and calculating cleanup standards
Adminstrative costs
Informs public of health and risk issues

JOINT SUBSTANCE ABUSE TREATMENT FUND
DEPARTMENT OF ECONOMIC SECURITY
2429

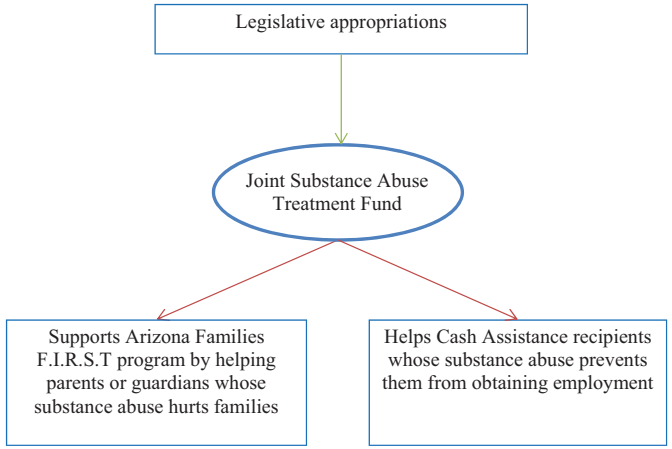

RECORD SERVICES FUND
DEPARTMENT OF STATE, SECRETARY OF STATE
2431

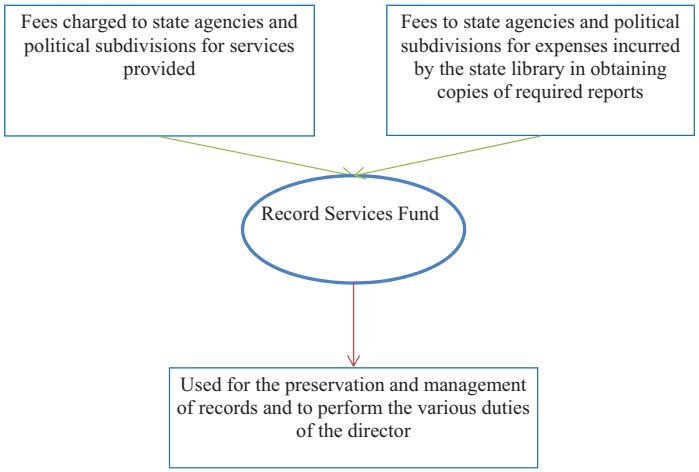

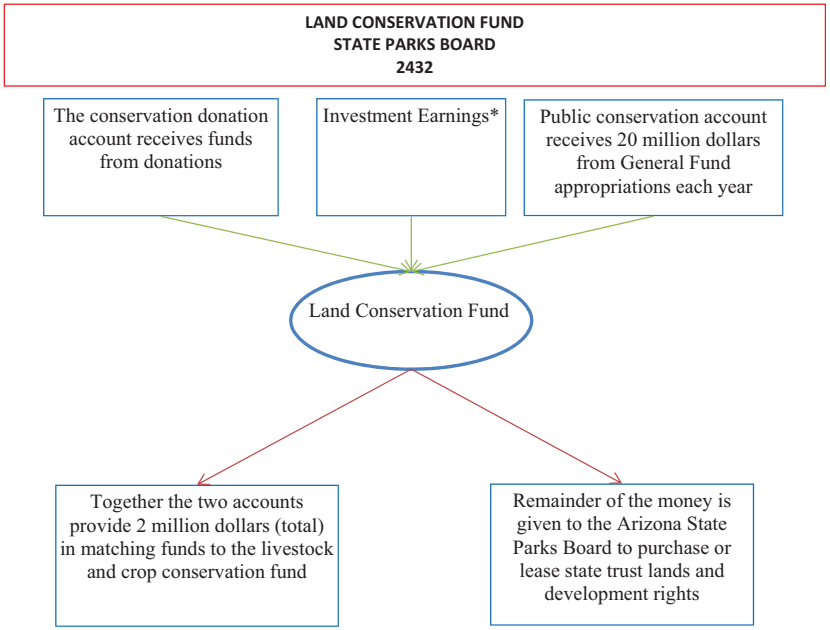

*Notes:
Investment Earnings are used for the two main expense functions (however, any amount above $500,000 for investment earnings is used for the purpose of operating State parks

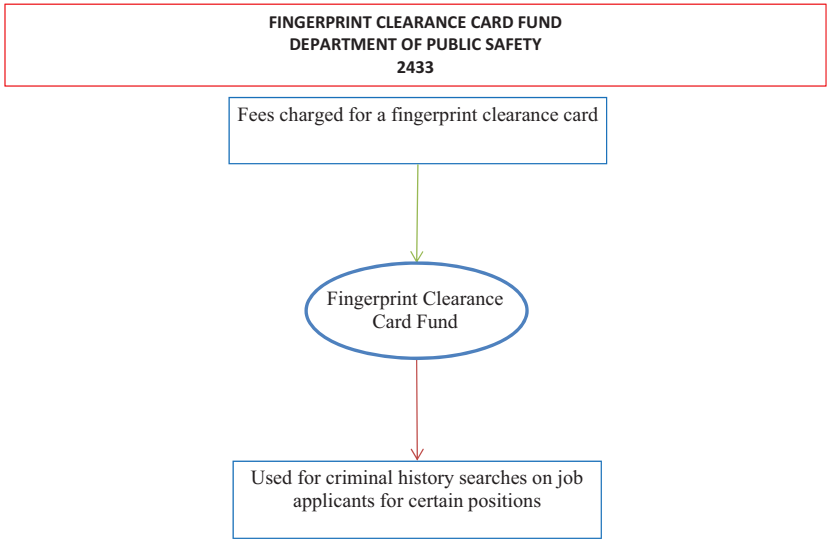

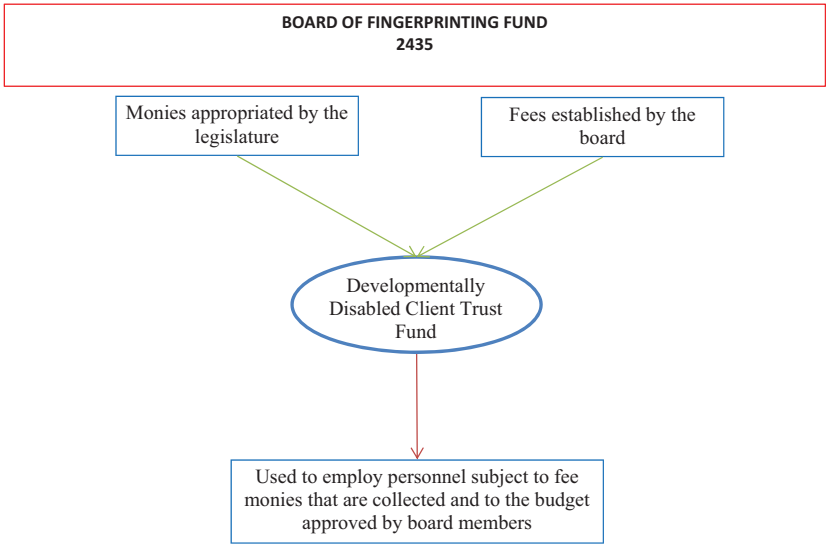
BOARD OF FINGERPRINTING FUND
2435
Monies appropriated by the legislature
Fees established by the board
Developmentally Disabled Client Trust Fund
Used to employ personnel subject to fee monies that are collected and to the budget approved by board members

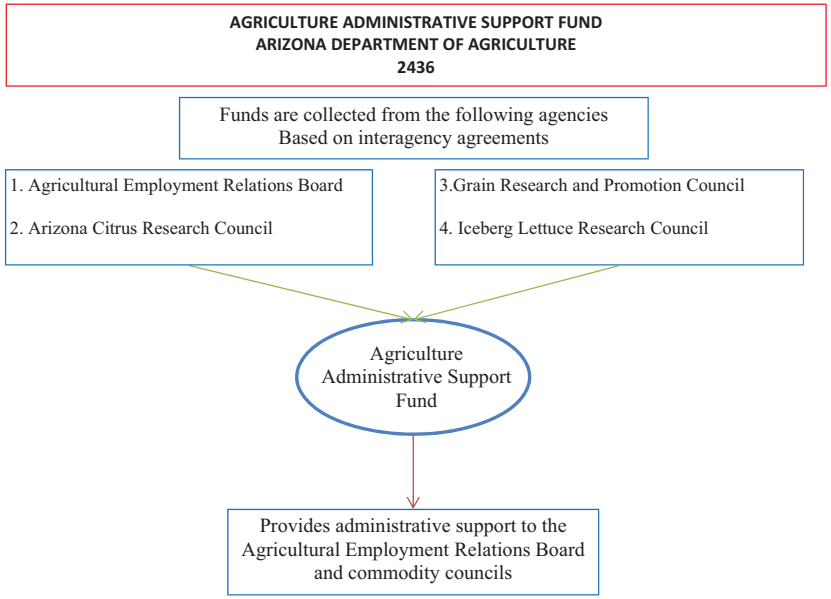
AGRICULTURE ADMINISTRATIVE SUPPORT FUND
ARIZONA DEPARTMENT OF AGRICULTURE
2436
Funds are collected from the following agencies
Based on interagency agreements
1. Agricultural Employment Relations Board
2. Arizona Citrus Research Council
3.Grain Research and Promotion Council
4. Iceberg Lettuce Research Council
Agriculture Administrative Support Fund
Provides administrative support to the Agricultural Employment Relations Board and commodity councils

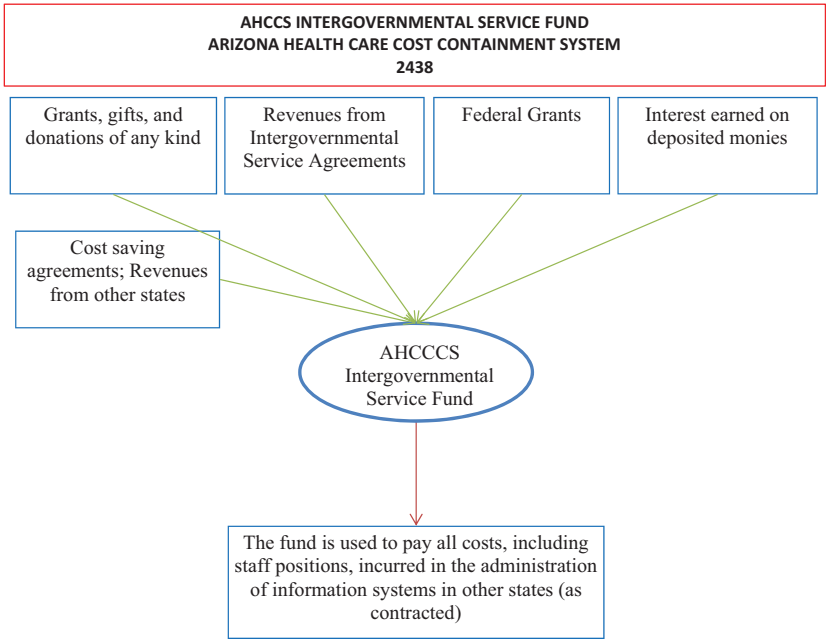
AHCCS INTERGOVERNMENTAL SERVICE FUND
ARIZONA HEALTH CARE COST CONTAINMENT SYSTEM
2438
Grants, gifts, and donations of any kind
Revenues from Intergovernmental Service Agreements
Federal Grants
Interest earned on deposited monies
Cost saving agreements; Revenues from other states
AHCCCS Intergovernmental Service Fund
The fund is used to pay all costs, including staff positions, incurred in the administration of information systems in other states (as contracted)

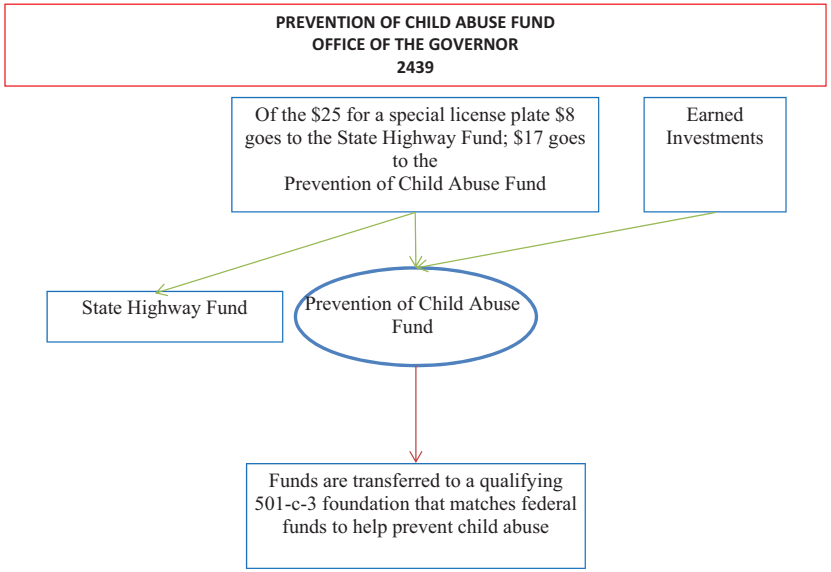
PREVENTION OF CHILD ABUSE FUND
OFFICE OF THE GOVERNOR
2439
Of the $25 for a special license plate $8 goes to the State Highway Fund; $17 goes to the Prevention of Child Abuse Fund
Earned Investments
State Highway Fund
Prevention of Child Abuse Fund
Funds are transferred to a qualifying 501-c-3 foundation that matches federal funds to help prevent child abuse

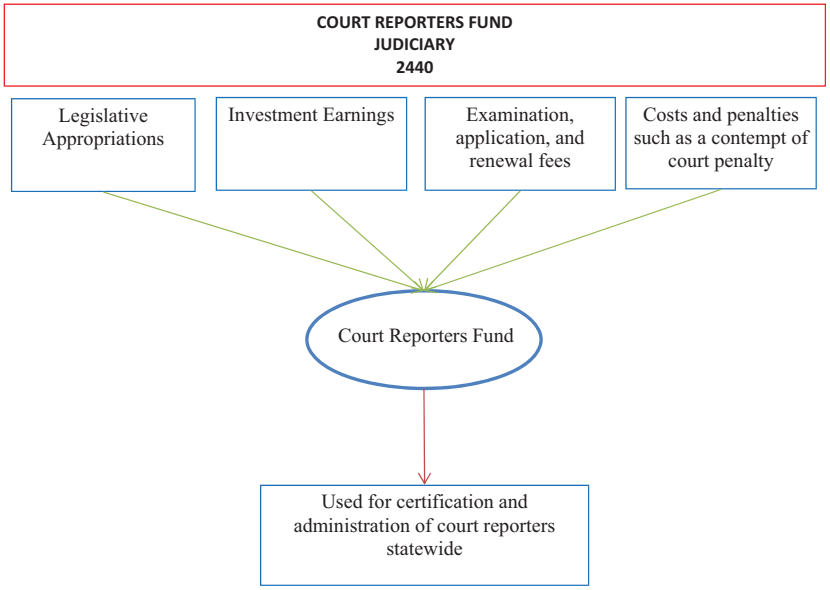
COURT REPORTERS FUND
JUDICIARY
2440
Legislative Appropriations
Investment Earnings
Examination, application, and renewal fees
Costs and penalties such as a contempt of court penalty
Court Reporters Fund
Used for certification and administration of court reporters statewide

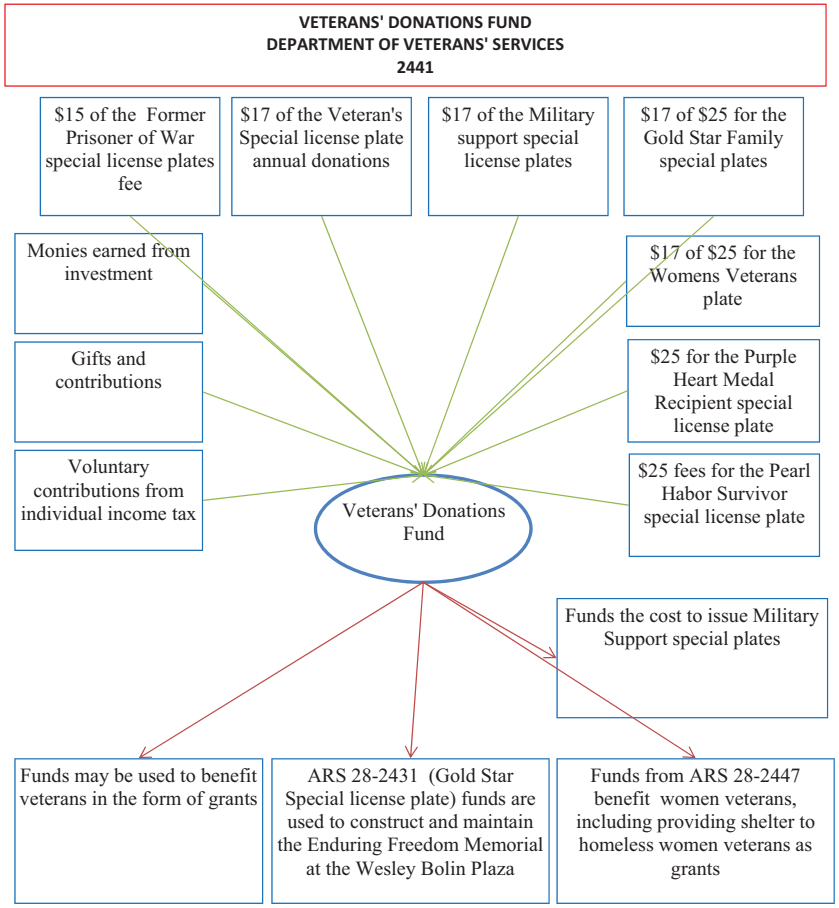
VETERANS' DONATIONS FUND
DEPARTMENT OF VETERANS' SERVICES
2441
$15 of the Former Prisoner of War special license plates fee
$17 of the Veteran's Special license plate annual donations
$17 of the Military support special license plates
$17 of $25 for the Gold Star Family special plates
Monies earned from investment
$17 of $25 for the Womens Veterans plate
Gifts and contributions
$25 for the Purple Heart Medal Recipient special license plate
Voluntary contributions from individual income tax
$25 fees for the Pearl Habor Survivor special license plate
Veterans' Donations Fund
Funds the cost to issue Military Support special plates
Funds may be used to benefit veterans in the form of grants
ARS 28-2431 (Gold Star Special license plate) funds are used to construct and maintain the Enduring Freedom Memorial at the Wesley Bolin Plaza
Funds from ARS 28-2447 benefit women veterans, including providing shelter to homeless women veterans as grants

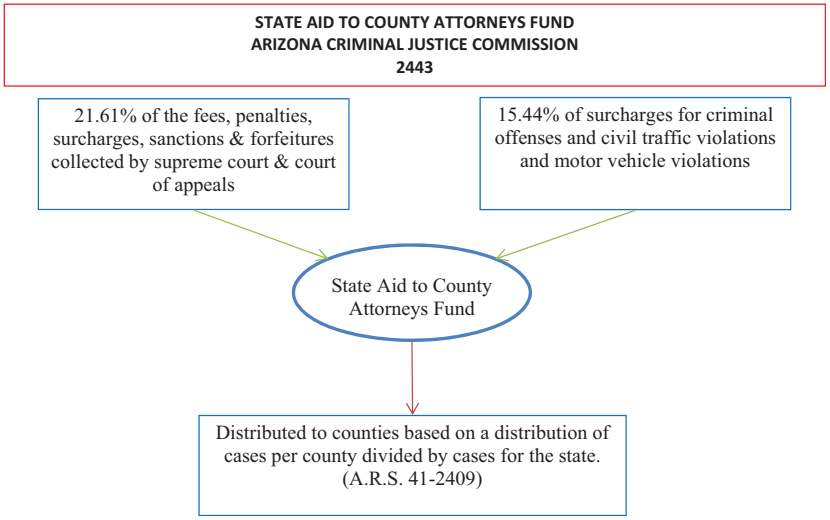
STATE AID TO COUNTY ATTORNEYS FUND
ARIZONA CRIMINAL JUSTICE COMMISSION
2443
21.61% of the fees, penalties, surcharges, sanctions & forfeitures collected by supreme court & court of appeals
15.44% of surcharges for criminal offenses and civil traffic violations and motor vehicle violations
State Aid to County Attorneys Fund
Distributed to counties based on a distribution of cases per county divided by cases for the state. (A.R.S. 41-2409)

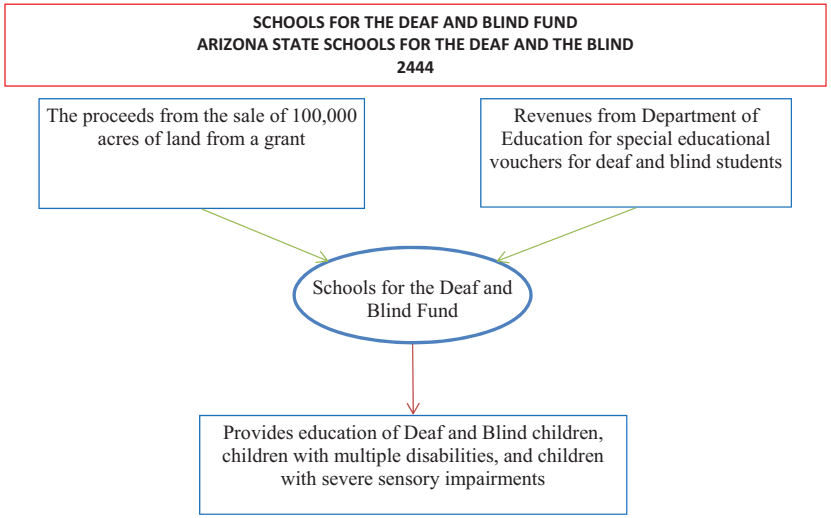
SCHOOLS FOR THE DEAF AND BLIND FUND
ARIZONA STATE SCHOOLS FOR THE DEAF AND THE BLIND
2444
The proceeds from the sale of 100,000 acres of land from a grant
Revenues from Department of Education for special educational vouchers for deaf and blind students
Schools for the Deaf and Blind Fund
Provides education of Deaf and Blind children, children with multiple disabilities, and children with severe sensory impairments

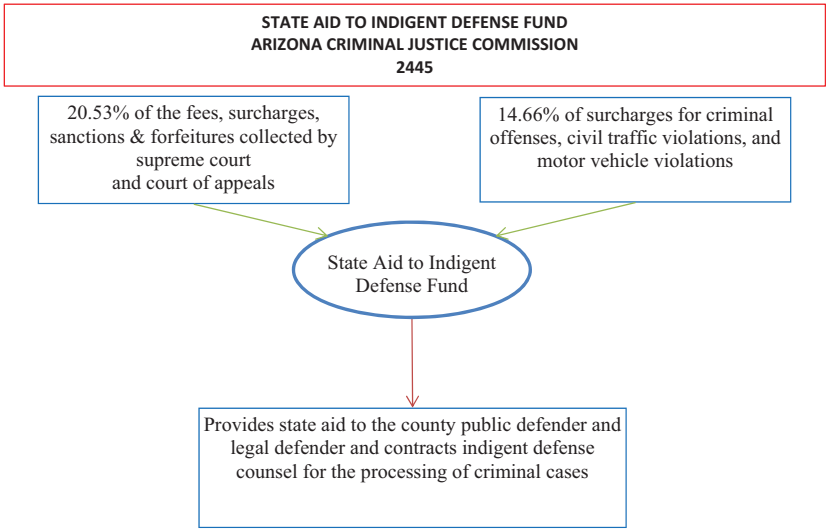
STATE AID TO INDIGENT DEFENSE FUND
ARIZONA CRIMINAL JUSTICE COMMISSION
2445
20.53% of the fees, surcharges, sanctions & forfeitures collected by supreme court and court of appeals
14.66% of surcharges for criminal offenses, civil traffic violations, and motor vehicle violations
State Aid to Indigent Defense Fund
Provides state aid to the county public defender and legal defender and contracts indigent defense counsel for the processing of criminal cases

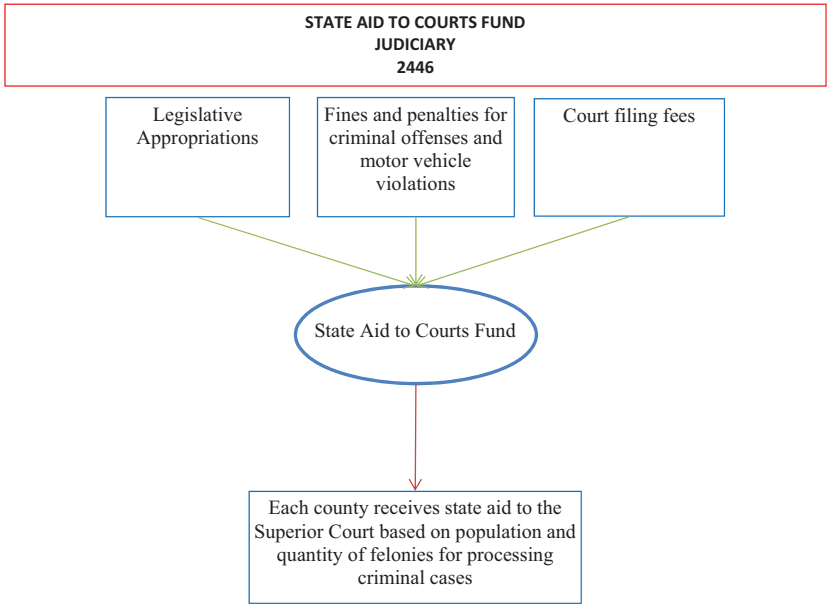
STATE AID TO COURTS FUND
JUDICIARY
2446
Legislative Appropriations
Fines and penalties for criminal offenses and motor vehicle violations
Court filing fees
State Aid to Courts Fund
Each county receives state aid to the Superior Court based on population and quantity of felonies for processing criminal cases

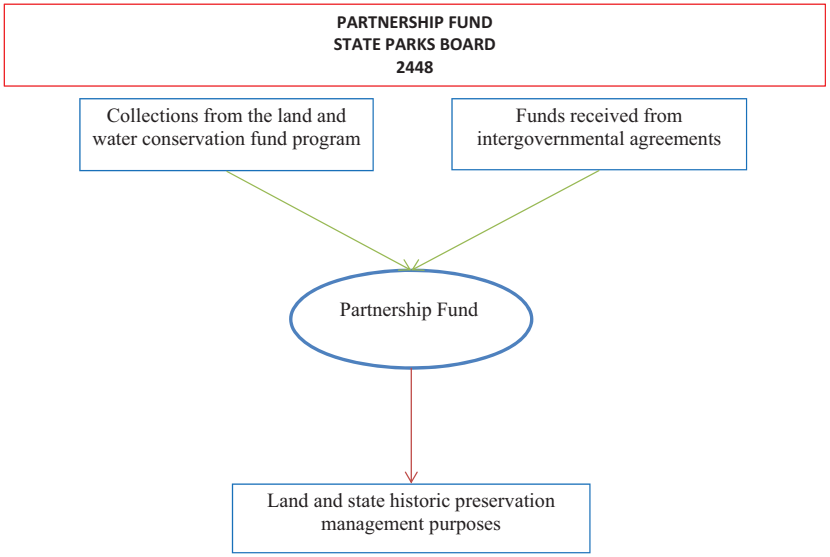
PARTNERSHIP FUND
STATE PARKS BOARD
2448
Collections from the land and water conservation fund program
Funds received from intergovernmental agreements
Partnership Fund
Land and state historic preservation management purposes

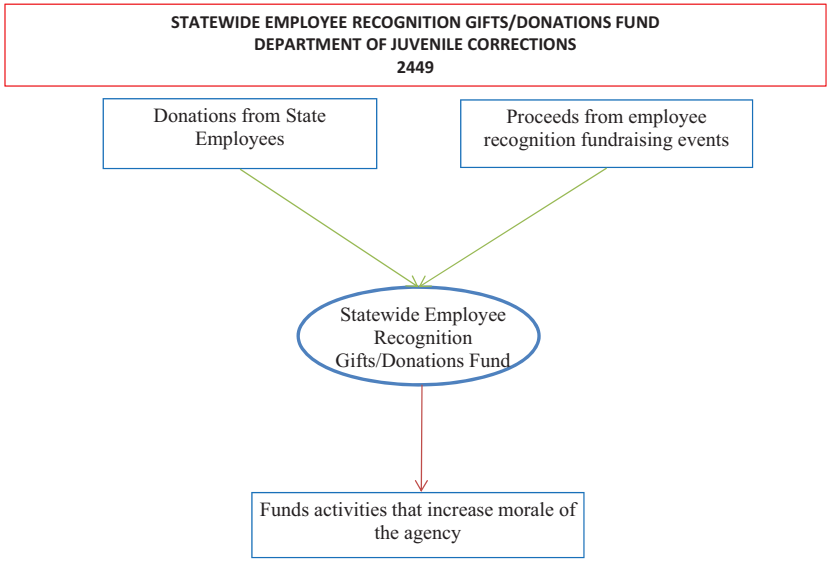
STATEWIDE EMPLOYEE RECOGNITION GIFTS/DONATIONS FUND
DEPARTMENT OF JUVENILE CORRECTIONS
2449
Donations from State Employees
Proceeds from employee recognition fundraising events
Statewide Employee Recognition Gifts/Donations Fund
Funds activities that increase morale of the agency

STATEWIDE EMPLOYEE RECOGNITION FUND
DEPARTMENT OF TRANSPORTATION
2499DTA

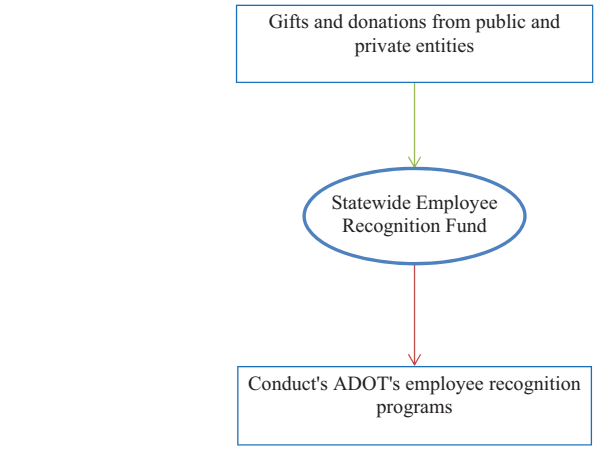

STATEWIDE EMPLOYEE RECOGNITION GIFTS/DONATIONS FUND
DEPARTMENT OF ENVIRONMENTAL QUALITY
2449EVA

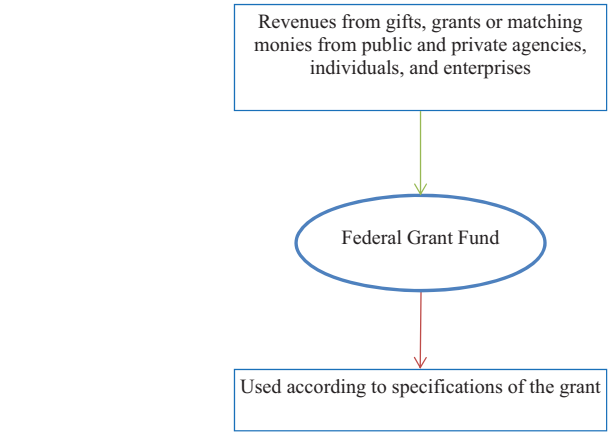

EMPLOYEE RECOGNITION FUND
ARIZONA PIONEERS' HOME
2449PIA

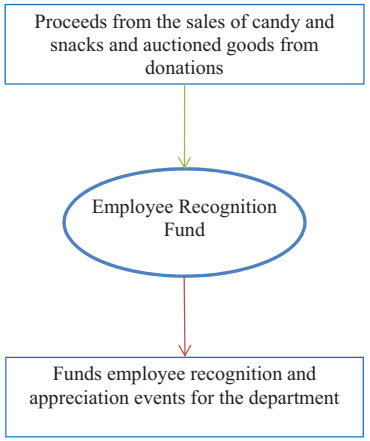

STATEWIDE EMPLOYEE RECOGNITION FUND
DEPARTMENT OF REVENUE
2449RVA

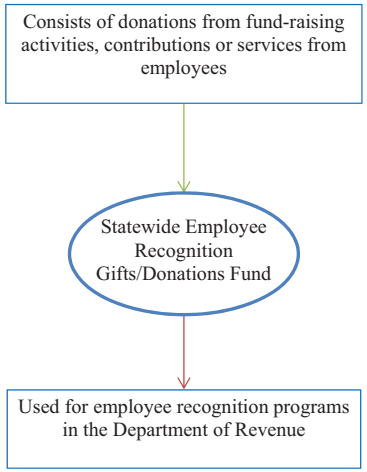

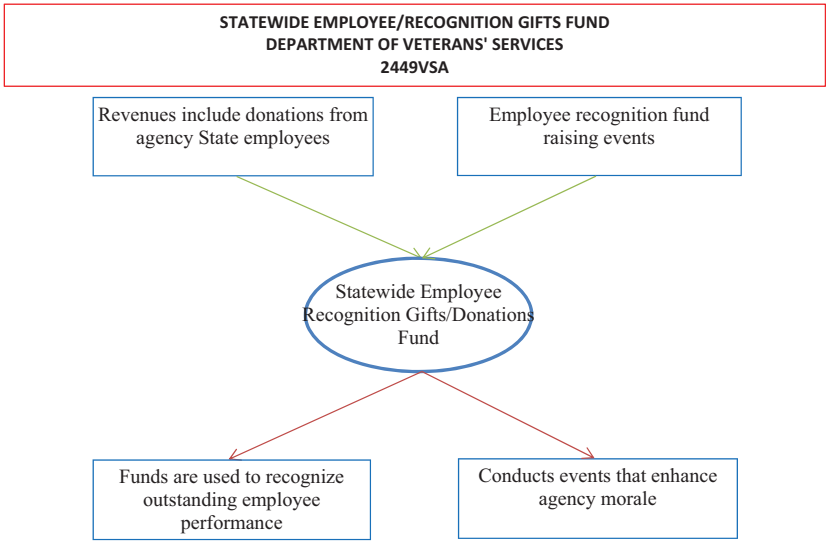
STATEWIDE EMPLOYEE/RECOGNITION GIFTS FUND
DEPARTMENT OF VETERANS' SERVICES
2449VSA
Revenues include donations from agency State employees
Employee recognition fund raising events
Statewide Employee Recognition Gifts/Donations Fund
Funds are used to recognize outstanding employee performance
Conducts events that enhance agency morale

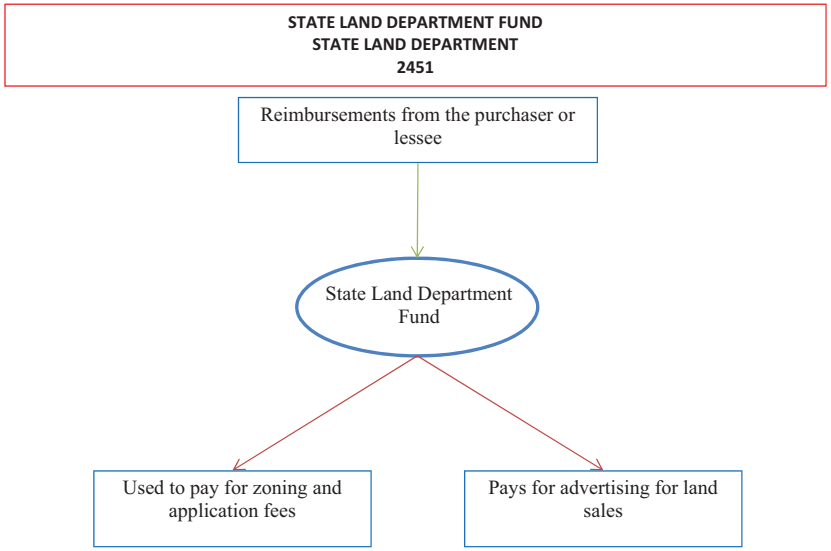
STATE LAND DEPARTMENT FUND
STATE LAND DEPARTMENT
2451
Reimbursements from the purchaser or lessee
State Land Department Fund
Used to pay for zoning and application fees
Pays for advertising for land sales

STATE TRAFFIC AND PARKING CONTROL FUND
ARIZONA DEPARTMENT OF ADMINISTRATION
2453

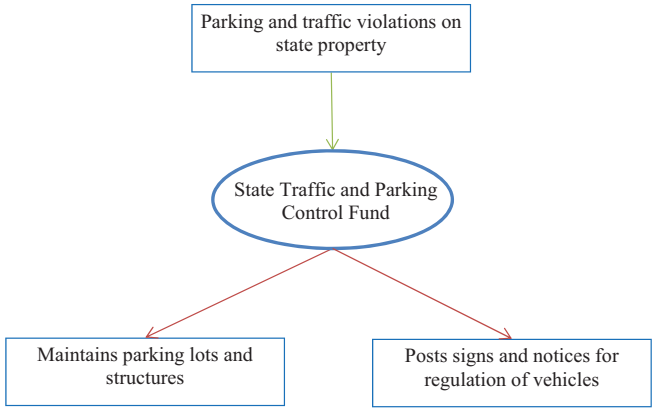

DEFICIENCIES CORRECTION FUND
SCHOOL FACILITIES BOARD
2455

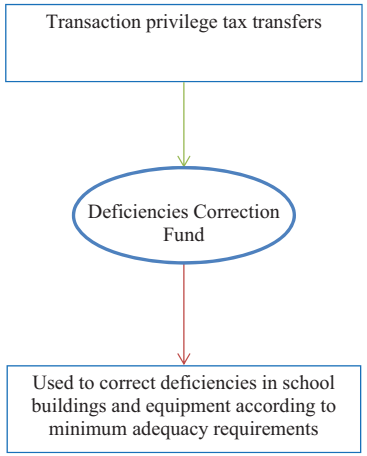

Agencies:
School Facilities Board

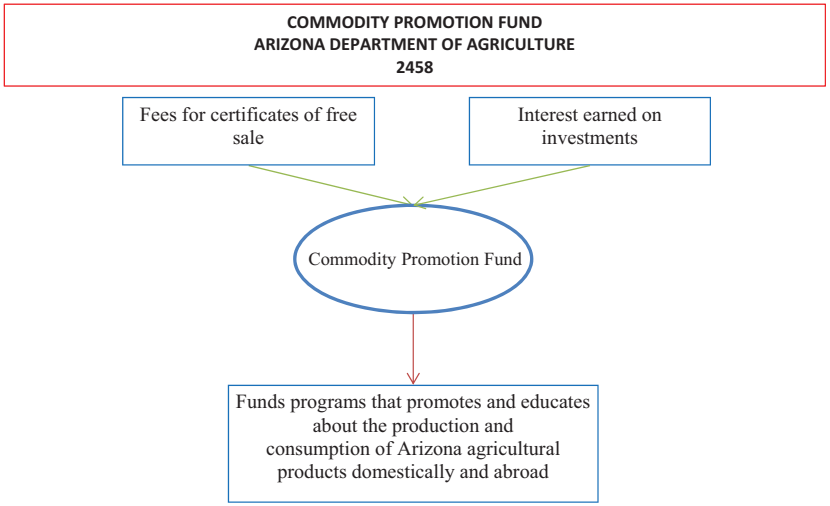
COMMODITY PROMOTION FUND
ARIZONA DEPARTMENT OF AGRICULTURE
2458
Fees for certificates of free sale
Interest earned on investments
Commodity Promotion Fund
Funds programs that promotes and educates about the production and consumption of Arizona agricultural products domestically and abroad

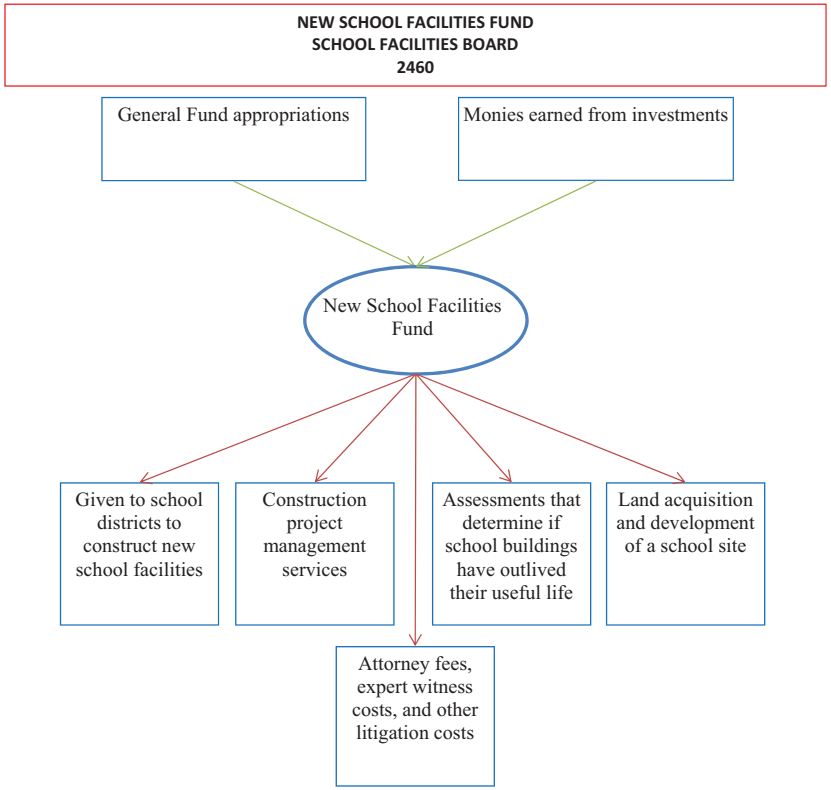
NEW SCHOOL FACILITIES FUND
SCHOOL FACILITIES BOARD
2460
General Fund appropriations
Monies earned from investments
New School Facilities Fund
Given to school districts to construct new school facilities
Construction project management services
Assessments that determine if school buildings have outlived their useful life
Land acquisition and development of a school site
Attorney fees, expert witness costs, and other litigation costs

CRIMINAL CASE PROCESSING FUND
ATTORNEY GENERAL - DEPARTMENT OF LAW
2461

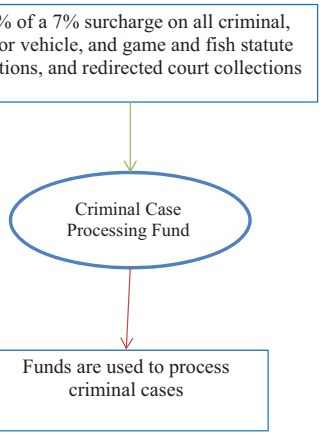

GRANT ANTICIPATION NOTES FUND
DEPARTMENT OF TRANSPORTATION
2463

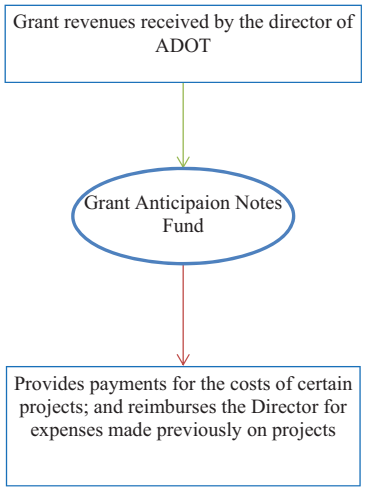

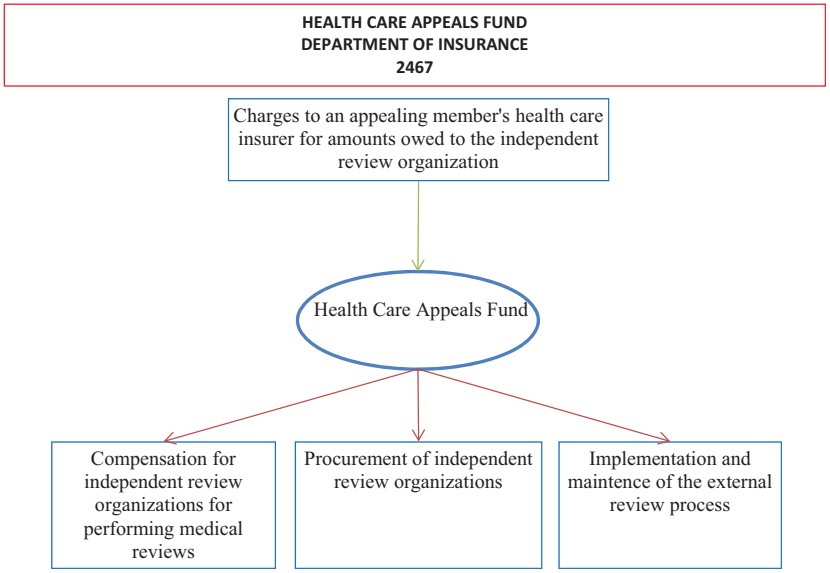
HEALTH CARE APPEALS FUND
DEPARTMENT OF INSURANCE
2467
Charges to an appealing member's health care insurer for amounts owed to the independent review organization
Health Care Appeals Fund
Compensation for independent review organizations for performing medical reviews
Procurement of independent review organizations
Implementation and maintence of the external review process

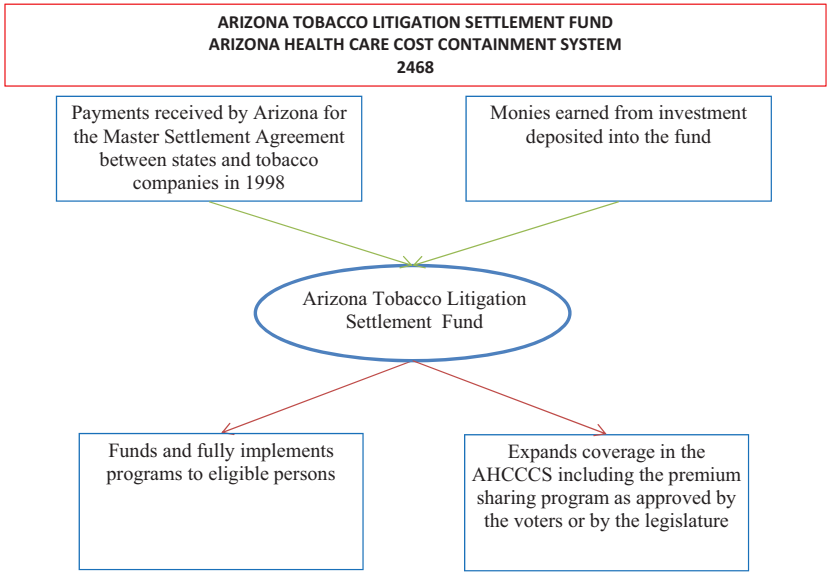
ARIZONA TOBACCO LITIGATION SETTLEMENT FUND
ARIZONA HEALTH CARE COST CONTAINMENT SYSTEM
2468
Payments received by Arizona for the Master Settlement Agreement between states and tobacco companies in 1998
Monies earned from investment deposited into the fund
Arizona Tobacco Litigation Settlement Fund
Funds and fully implements programs to eligible persons
Expands coverage in the AHCCCS including the premium sharing program as approved by the voters or by the legislature

FAILING SCHOOLS TUTORING FUND
DEPARTMENT OF EDUCATION
2470

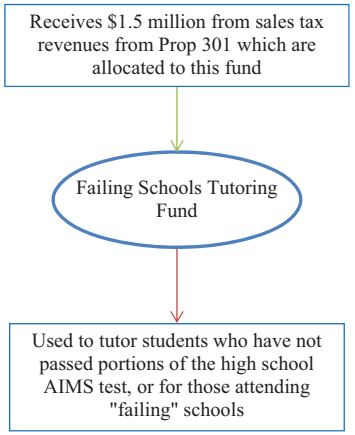

CLASSROOM SITE FUND
DEPARTMENT OF EDUCATION
2471

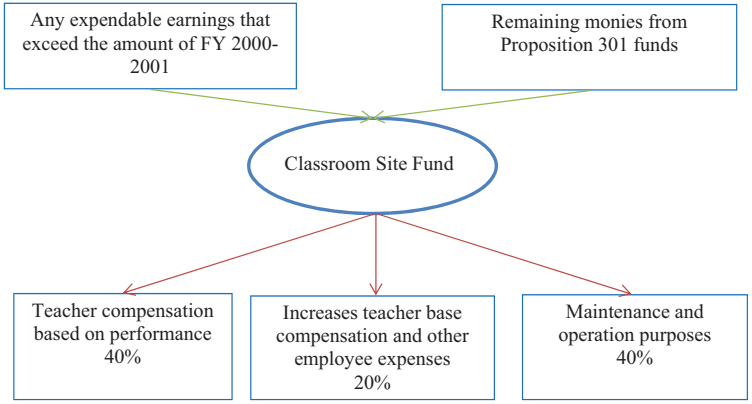

TECHNOLOGY AND RESEARCH INITIATIVE FUND
2472

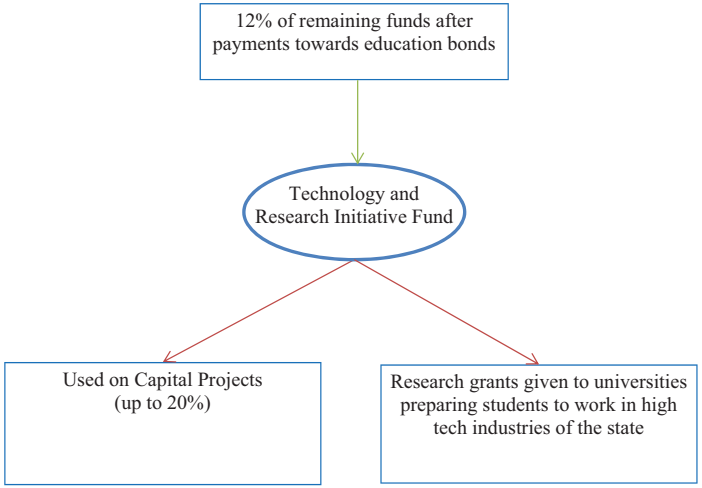

Agencies:
Arizona Board of Regents
ASU - Polytechnic
ASU - West

FINANCIAL SURVEILLANCE FUND
DEPARTMENT OF INSURANCE
2473

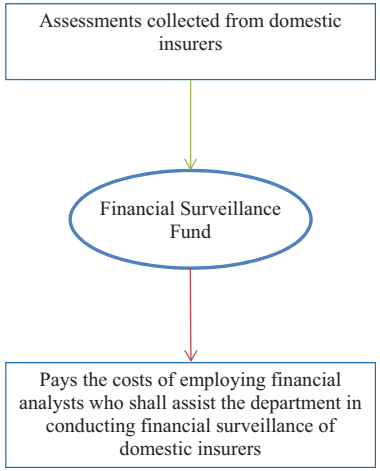

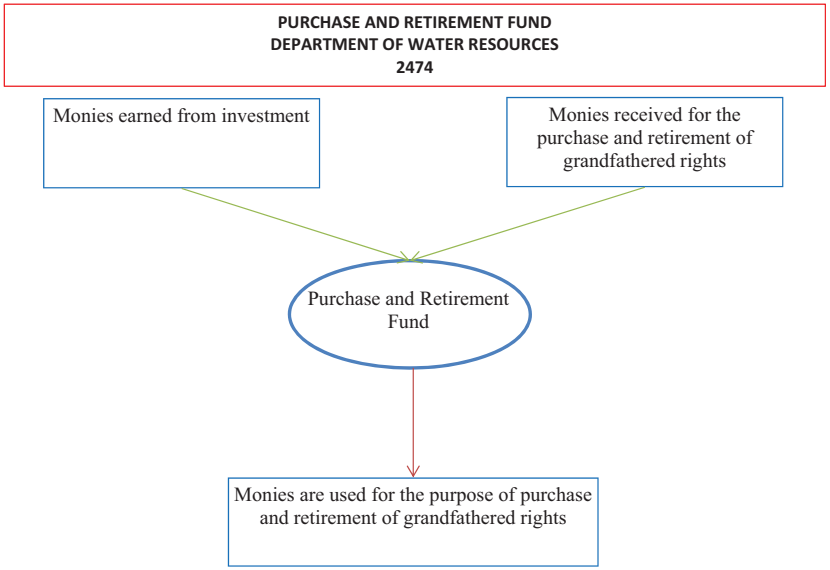
PURCHASE AND RETIREMENT FUND
DEPARTMENT OF WATER RESOURCES
2474
Monies earned from investment
Monies received for the purchase and retirement of grandfathered rights
Purchase and Retirement Fund
Monies are used for the purpose of purchase and retirement of grandfathered rights

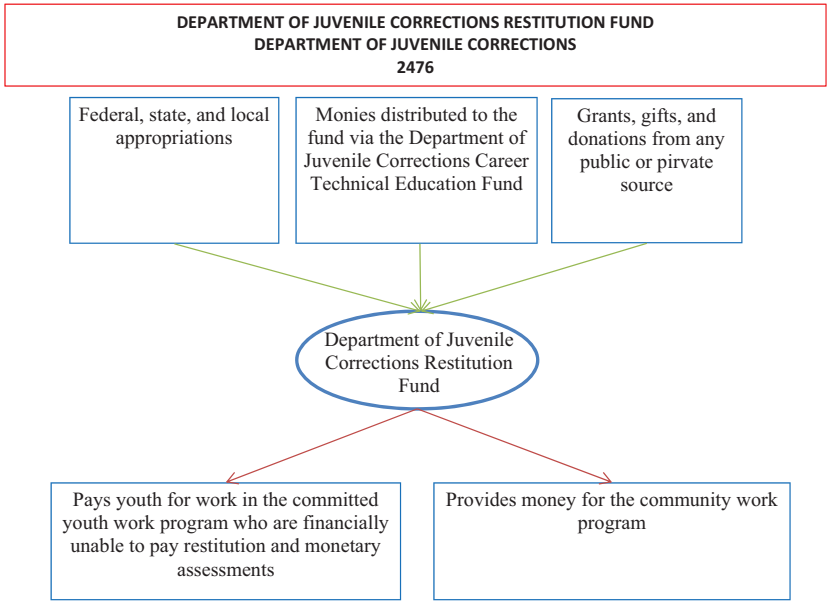
DEPARTMENT OF JUVENILE CORRECTIONS RESTITUTION FUND
DEPARTMENT OF JUVENILE CORRECTIONS
2476
Federal, state, and local appropriations
Monies distributed to the fund via the Department of Juvenile Corrections Career Technical Education Fund
Grants, gifts, and donations from any public or pirvate source
Department of Juvenile Corrections Restitution Fund
Pays youth for work in the committed youth work program who are financially unable to pay restitution and monetary assessments
Provides money for the community work program

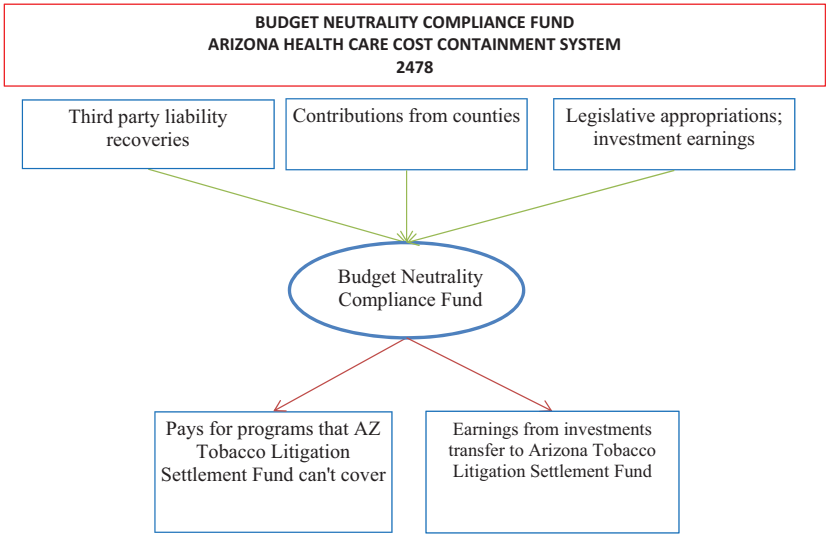
BUDGET NEUTRALITY COMPLIANCE FUND
ARIZONA HEALTH CARE COST CONTAINMENT SYSTEM
2478
Third party liability recoveries
Contributions from counties
Legislative appropriations; investment earnings
Budget Neutrality Compliance Fund
Pays for programs that AZ Tobacco Litigation Settlement Fund can't cover
Earnings from investments transfer to Arizona Tobacco Litigation Settlement Fund

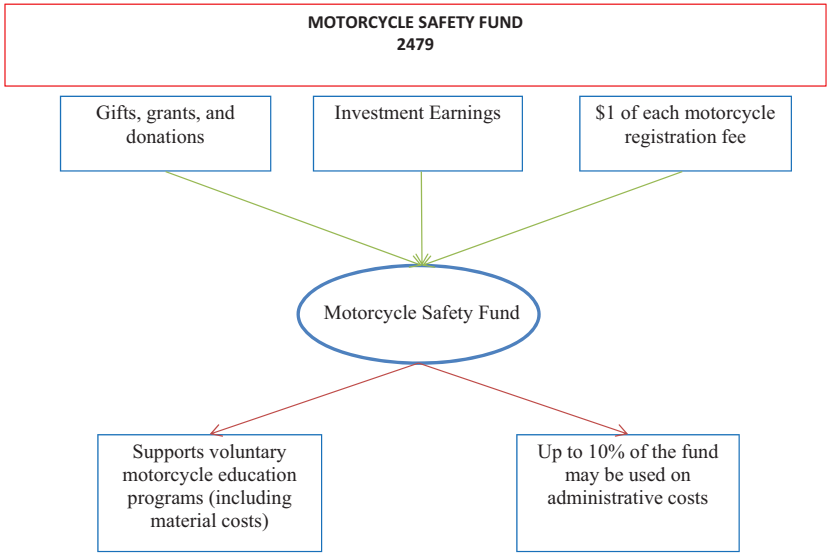
MOTORCYCLE SAFETY FUND
2479
Gifts, grants, and donations
Investment Earnings
$1 of each motorcycle registration fee
Motorcycle Safety Fund
Supports voluntary motorcycle education programs (including material costs)
Up to 10% of the fund may be used on administrative costs

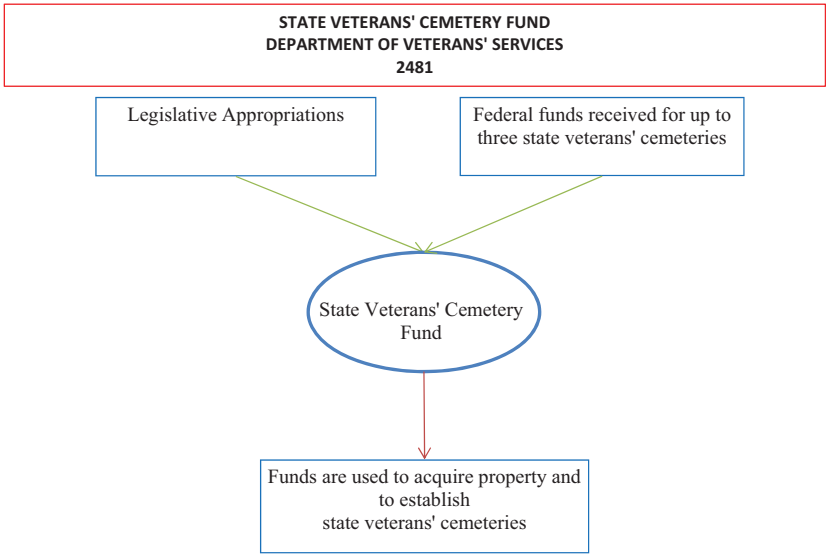
STATE VETERANS' CEMETERY FUND
DEPARTMENT OF VETERANS' SERVICES
2481
Legislative Appropriations
Federal funds received for up to three state veterans' cemeteries
State Veterans' Cemetery Fund
Funds are used to acquire property and to establish state veterans' cemeteries

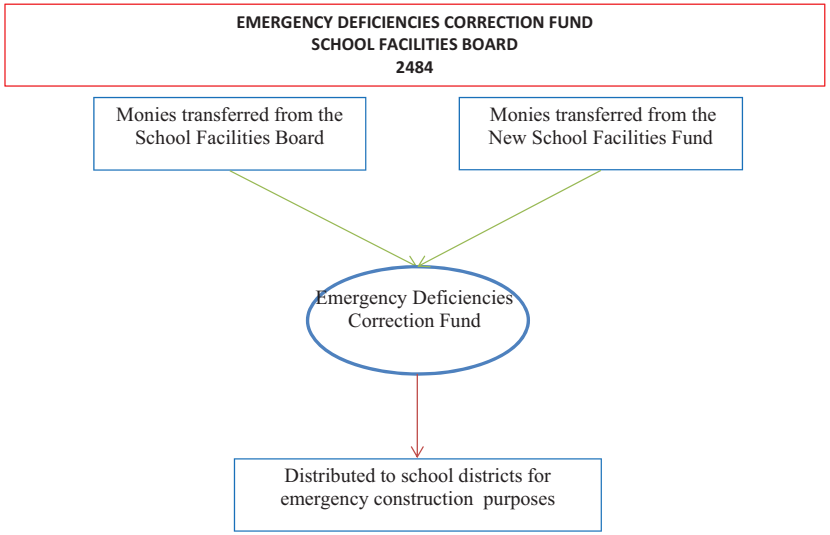
EMERGENCY DEFICIENCIES CORRECTION FUND
SCHOOL FACILITIES BOARD
2484
Monies transferred from the School Facilities Board
Monies transferred from the New School Facilities Fund
Emergency Deficiencies Correction Fund
Distributed to school districts for emergency construction purposes

ASDB CLASSROOM SITE FUND
ARIZONA STATE SCHOOLS FOR THE DEAF AND THE BLIND
2486

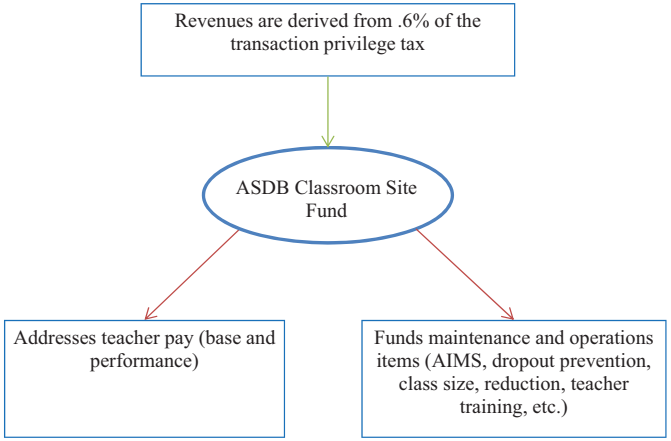

STATE EDUCATIONAL SYSTEM FOR COMMITTED YOUTH CLASS FUND
DEPARTMENT OF JUVENILE CORRECTIONS
2487

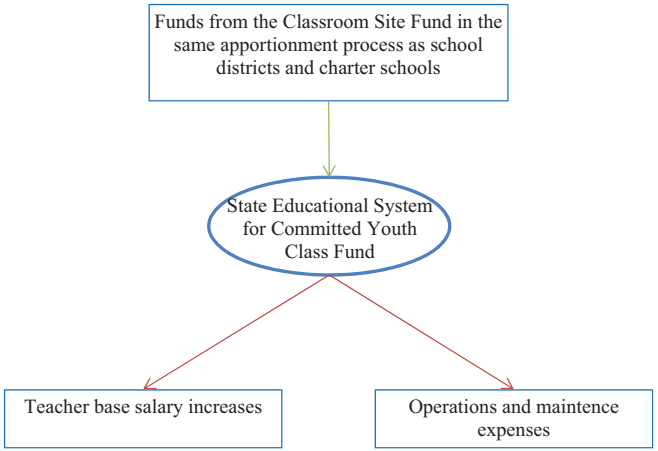

EQUINE INSPECTION FUND
ARIZONA DEPARTMENT OF AGRICULTURE
2489

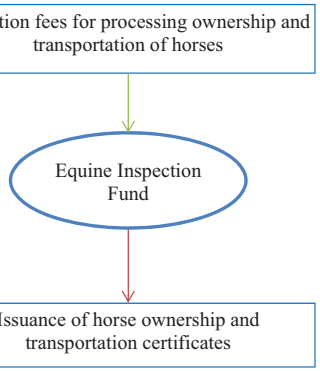

DEPARTMENT OF PUBLIC SAFETY LICENSING FUND
DEPARTMENT OF PUBLIC SAFETY
2490

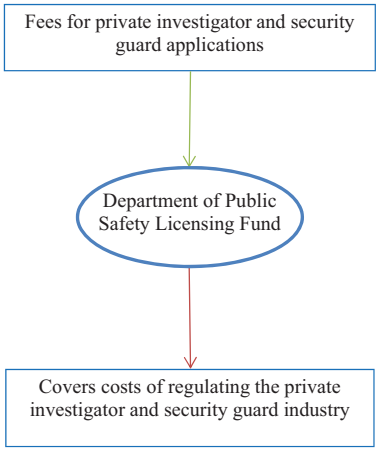

WELL ADMINISTRATION AND ENFORCEMENT FUND
DEPARTMENT OF WATER RESOURCES
2491

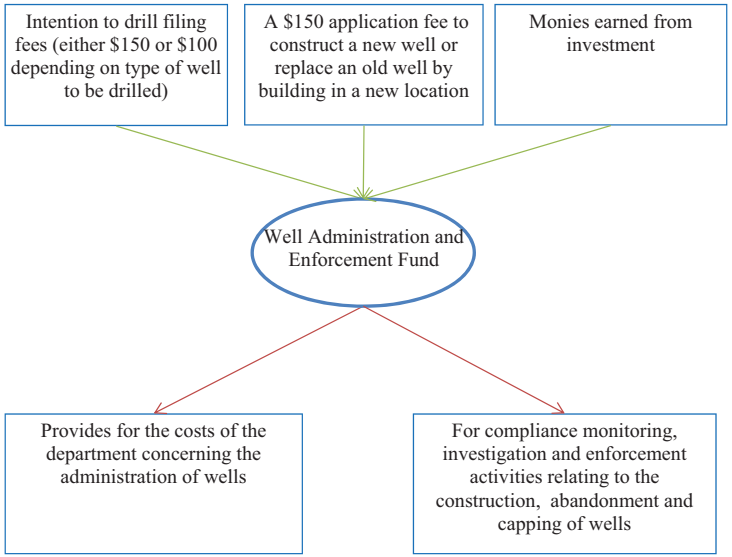

INSTRUCTIONAL IMPROVEMENT FUND
ARIZONA STATE SCHOOLS FOR THE DEAF AND THE BLIND
2492

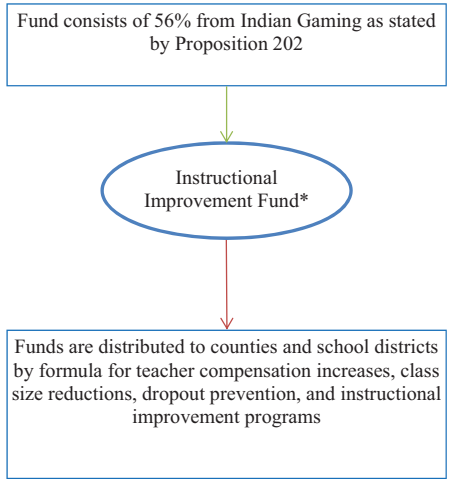

*For an explanation of the county breakdown formula see A.R.S. 15-979

RAILROAD CORRIDOR ACQUISITION FUND
DEPARTMENT OF TRANSPORTATION
2493

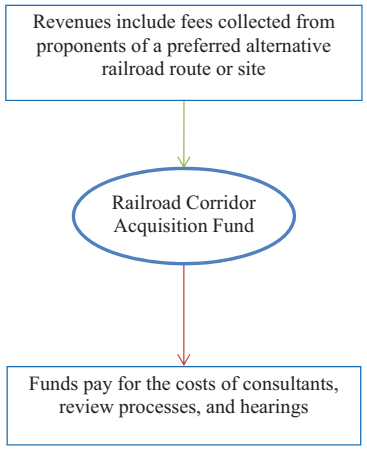

TRAUMA AND EMERGENCY SERVICES FUND
ARIZONA HEALTH CARE COST CONTAINMENT SYSTEM
2494

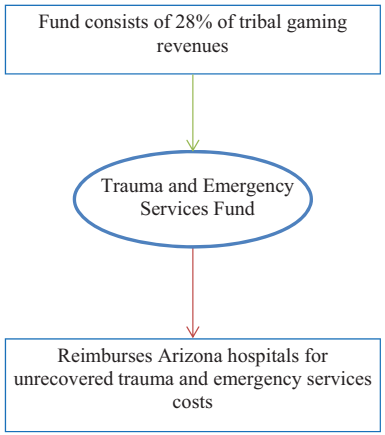

PLTO COLLECTIONS AND DISBURSEMENTS FUND
ARIZONA DEPARTMENT OF ADMINISTRATION
2495

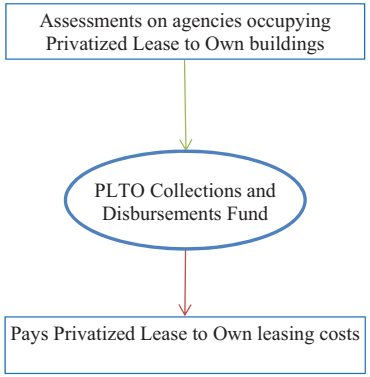

ARIZONA WILDLIFE CONSERVATION FUND
ARIZONA GAME AND FISH DEPARTMENT
2497

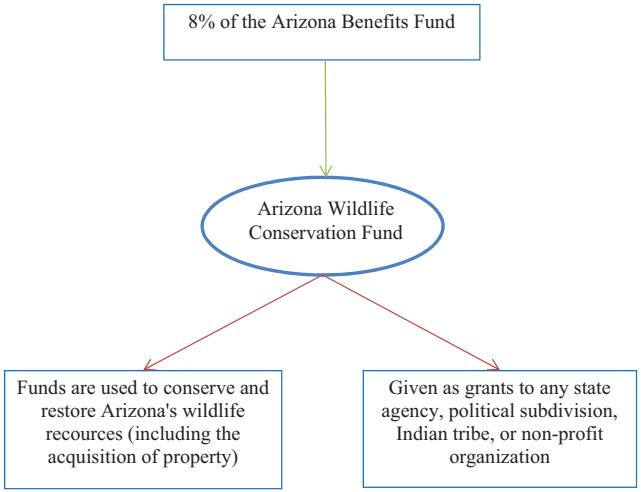

SOUTHERN ARIZONA VETERANS CEMETERY TRUST FUND
DEPARTMENT OF VETERANS' SERVICES
2499

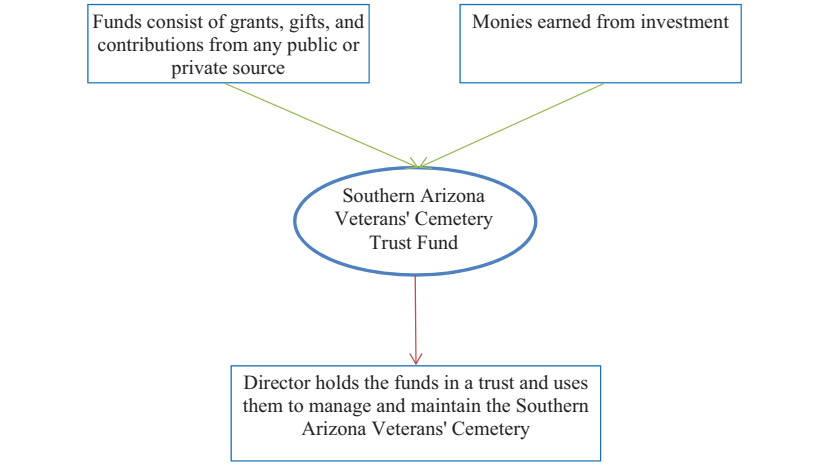

ADOA SPECIAL EVENTS FUND
ARIZONA DEPARTMENT OF ADMINISTRATION
2503

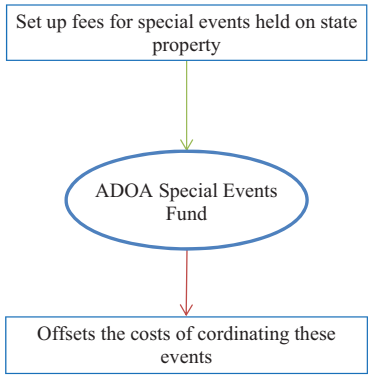

PRISON CONSTRUCTION AND OPERATIONS FUND
DEPARTMENT OF CORRECTIONS
2504

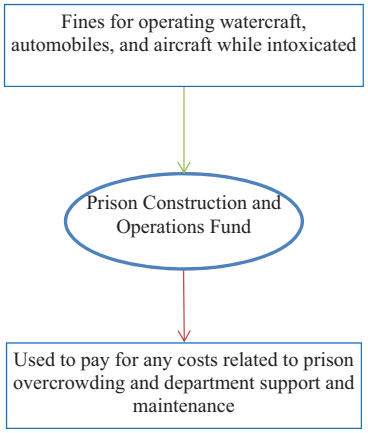

INMATE STORE PROCEEDS FUND
DEPARTMENT OF CORRECTIONS
2505

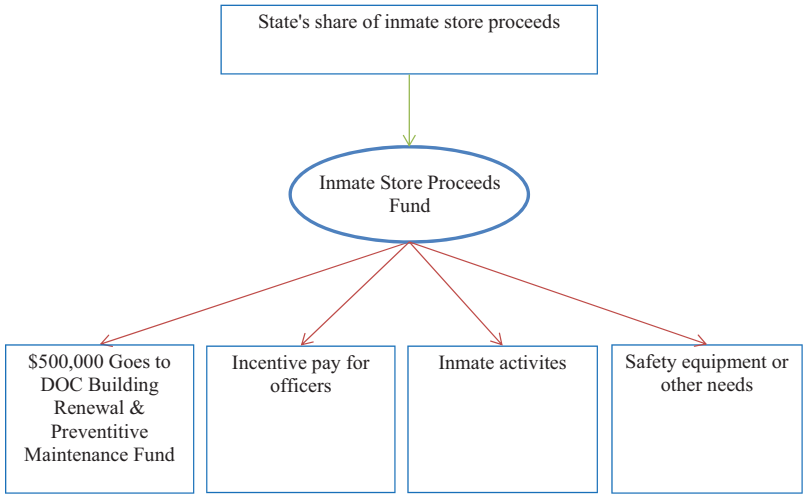

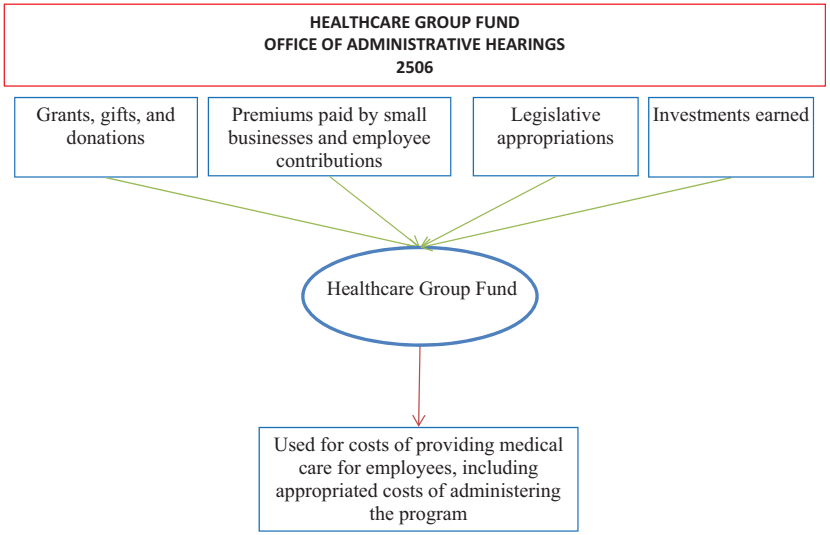
HEALTHCARE GROUP FUND
OFFICE OF ADMINISTRATIVE HEARINGS
2506
Grants, gifts, and donations
Premiums paid by small businesses and employee contributions
Legislative appropriations
Investments earned
Healthcare Group Fund
Used for costs of providing medical care for employees, including appropriated costs of administering the program

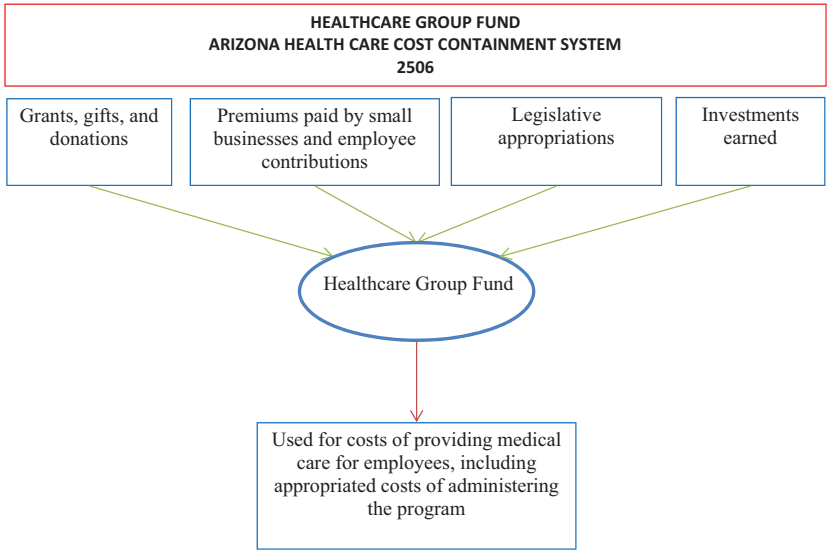
HEALTHCARE GROUP FUND
ARIZONA HEALTH CARE COST CONTAINMENT SYSTEM
2506
Grants, gifts, and donations
Premiums paid by small businesses and employee contributions
Legislative appropriations
Investments earned
Healthcare Group Fund
Used for costs of providing medical care for employees, including appropriated costs of administering the program

ASSURED AND ADEQUATE WATER SUPPLY FUND
DEPARTMENT OF WATER RESOURCES
2509

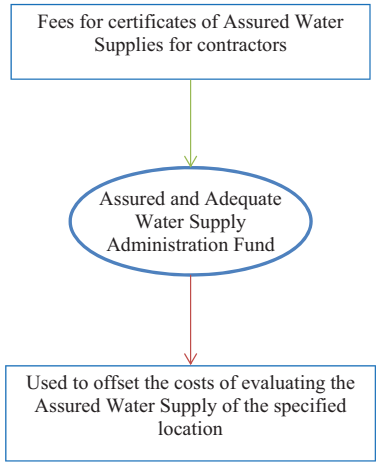

PARITY COMPENSATION FUND
DEPARTMENT OF PUBLIC SAFETY
2510

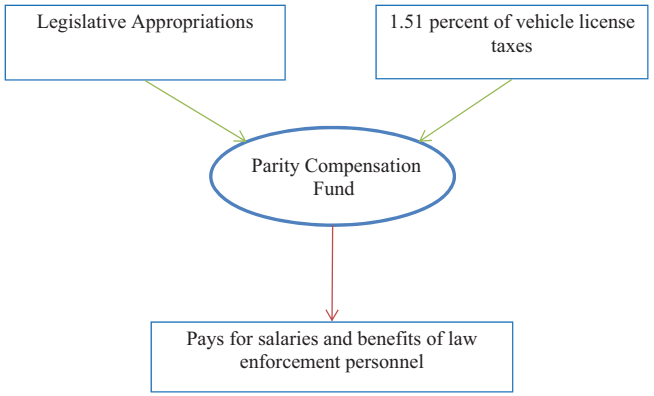

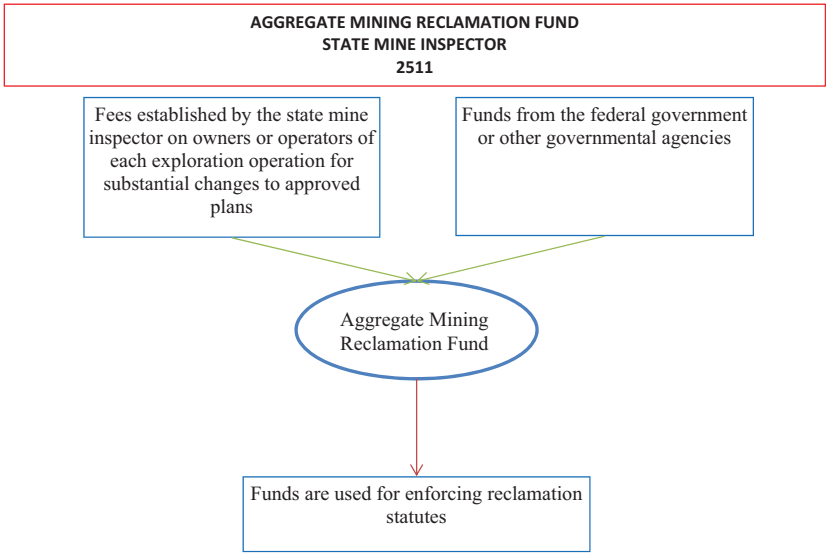
AGGREGATE MINING RECLAMATION FUND
STATE MINE INSPECTOR
2511
Fees established by the state mine inspector on owners or operators of each exploration operation for substantial changes to approved plans
Funds from the federal government or other governmental agencies
Aggregate Mining Reclamation Fund
Funds are used for enforcing reclamation statutes

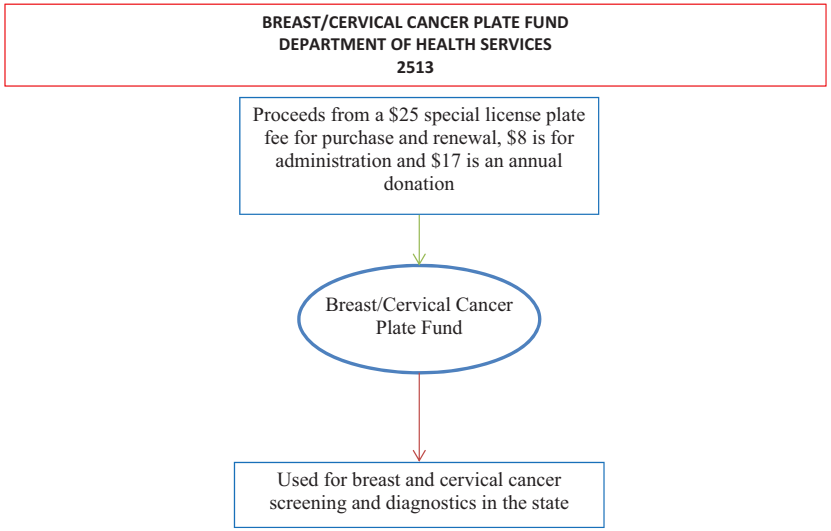
BREAST/CERVICAL CANCER PLATE FUND
DEPARTMENT OF HEALTH SERVICES
2513
Proceeds from a $25 special license plate fee for purchase and renewal, $8 is for administration and $17 is an annual donation
Breast/Cervical Cancer Plate Fund
Used for breast and cervical cancer screening and diagnostics in the state

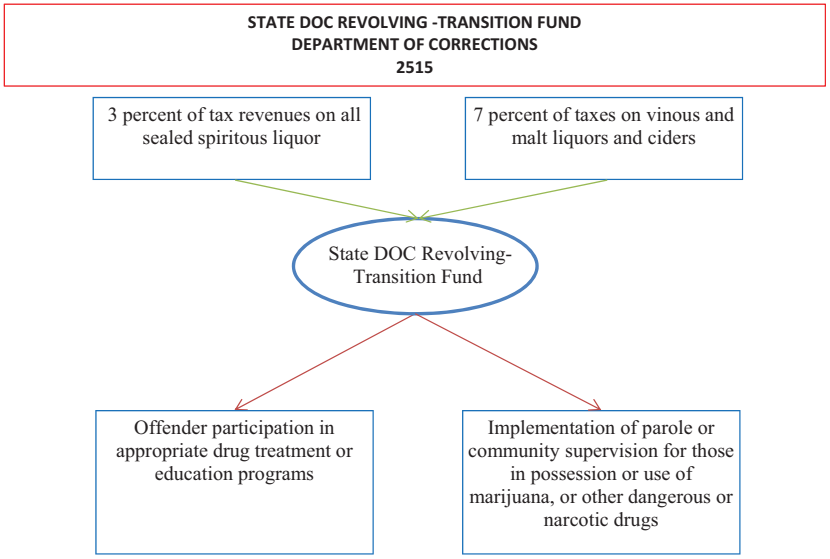
STATE DOC REVOLVING -TRANSITION FUND
DEPARTMENT OF CORRECTIONS
2515
3 percent of tax revenues on all sealed spiritous liquor
7 percent of taxes on vinous and malt liquors and ciders
State DOC Revolving-Transition Fund
Offender participation in appropriate drug treatment or education programs
Implementation of parole or community supervision for those in possession or use of marijuana, or other dangerous or narcotic drugs

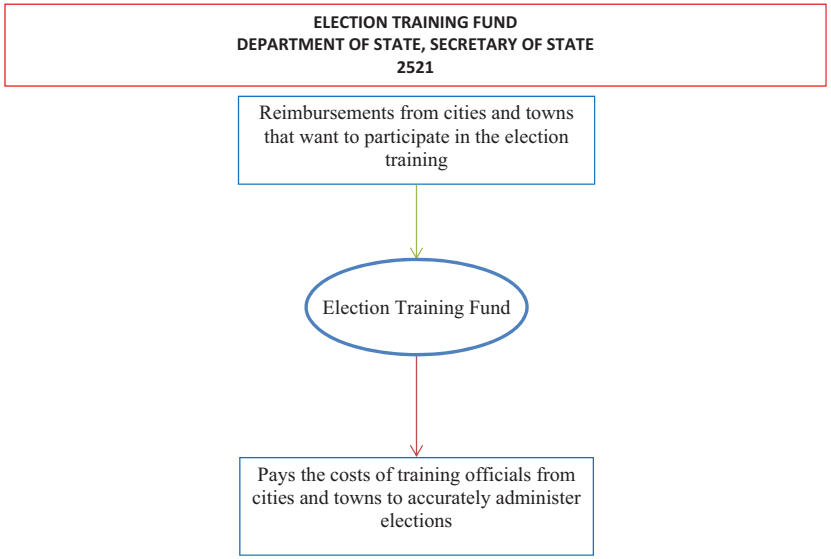
ELECTION TRAINING FUND
DEPARTMENT OF STATE, SECRETARY OF STATE
2521
Reimbursements from cities and towns that want to participate in the election training
Election Training Fund
Pays the costs of training officials from cities and towns to accurately administer elections

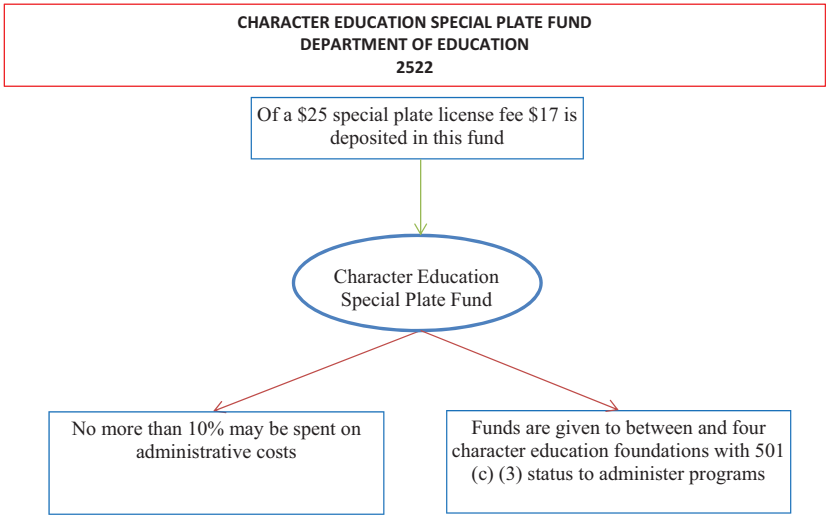
CHARACTER EDUCATION SPECIAL PLATE FUND
DEPARTMENT OF EDUCATION
2522
Of a $25 special plate license fee $17 is deposited in this fund
Character Education Special Plate Fund
No more than 10% may be spent on administrative costs
Funds are given to between and four character education foundations with 501 (c) (3) status to administer programs

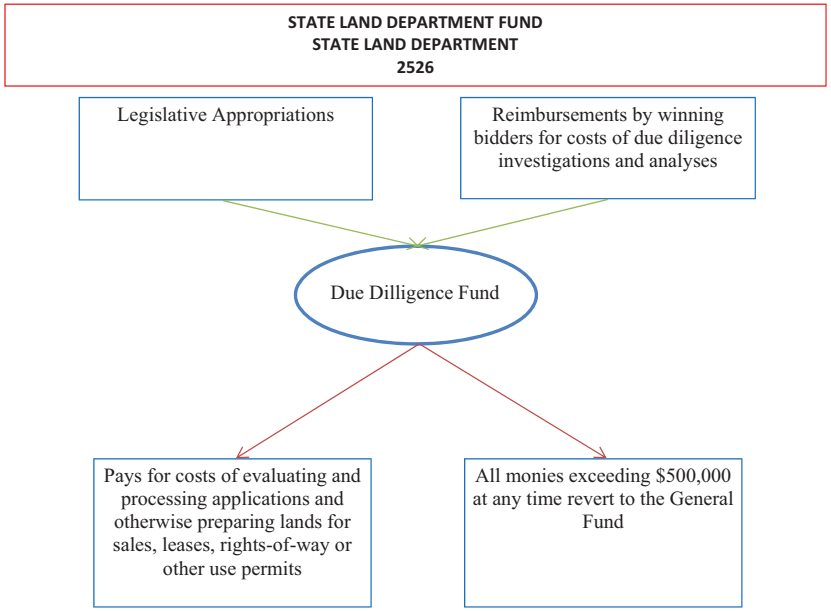
STATE LAND DEPARTMENT FUND
STATE LAND DEPARTMENT
2526
Legislative Appropriations
Reimbursements by winning bidders for costs of due diligence investigations and analyses
Due Dilligence Fund
Pays for costs of evaluating and processing applications and otherwise preparing lands for sales, leases, rights-of-way or other use permits
All monies exceeding $500,000 at any time revert to the General Fund

STATEWIDE COMPENSATORY INTSTRUCTION FUND
DEPARTMENT OF EDUCATION
2528

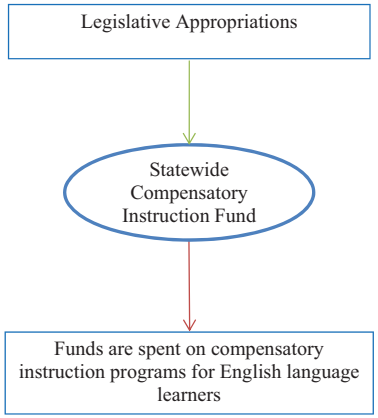

POSTSECONDARY EDUCATION GRANT FUND
COMMISSION FOR POSTSECONDARY EDUCATION
2530

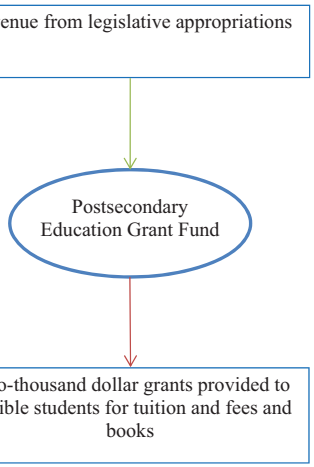

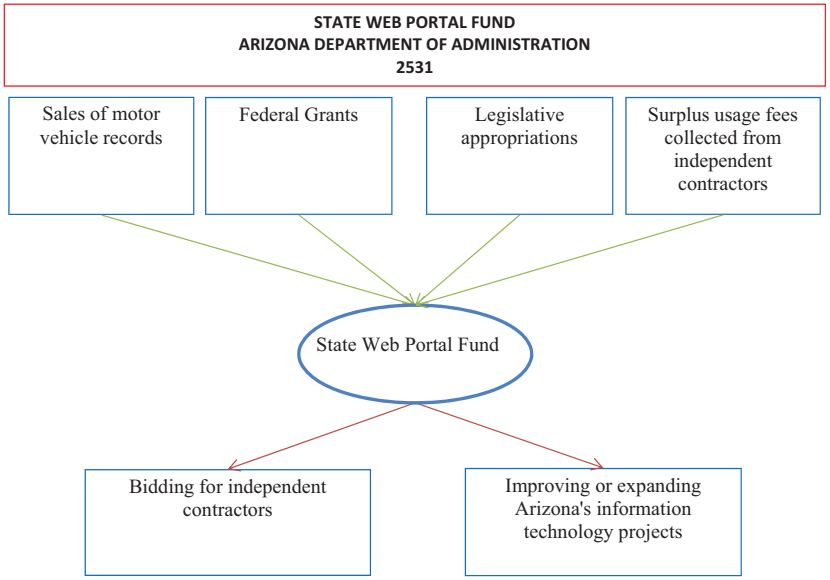
STATE WEB PORTAL FUND
ARIZONA DEPARTMENT OF ADMINISTRATION
2531
Sales of motor vehicle records
Federal Grants
Legislative appropriations
Surplus usage fees collected from independent contractors
State Web Portal Fund
Bidding for independent contractors
Improving or expanding Arizona's information technology projects

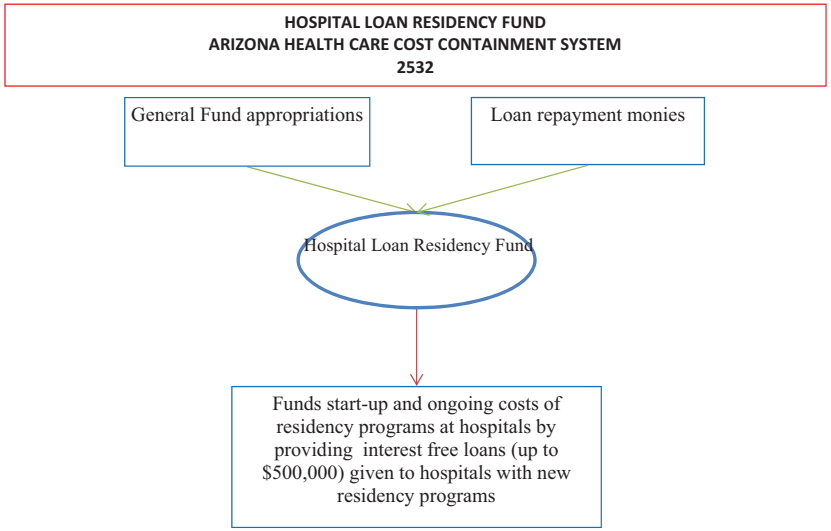
HOSPITAL LOAN RESIDENCY FUND
ARIZONA HEALTH CARE COST CONTAINMENT SYSTEM
2532
General Fund appropriations
Loan repayment monies
Hospital Loan Residency Fund
Funds start-up and ongoing costs of residency programs at hospitals by providing interest free loans (up to $500,000) given to hospitals with new residency programs

ARIZONA STRUCTURED ENGLISH IMMERSION FUND
DEPARTMENT OF EDUCATION
2535

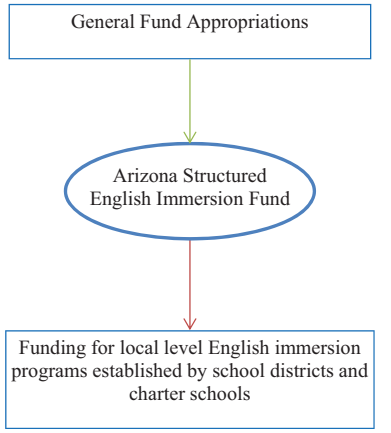

WILDLIFE HABITAT RESTORATION FUND
ARIZONA GAME AND FISH DEPARTMENT
2536

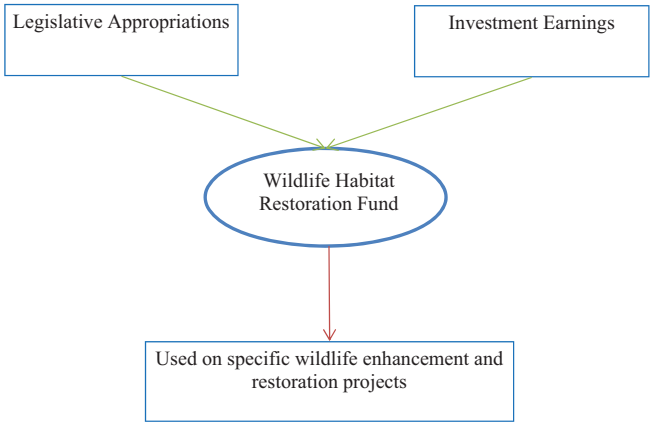

CONDO AND PLANNED COMMUNITY HEARING OFFICE FUND
DEPARTMENT OF FAIR, LAND, AND BUILDING SAFETY
2537

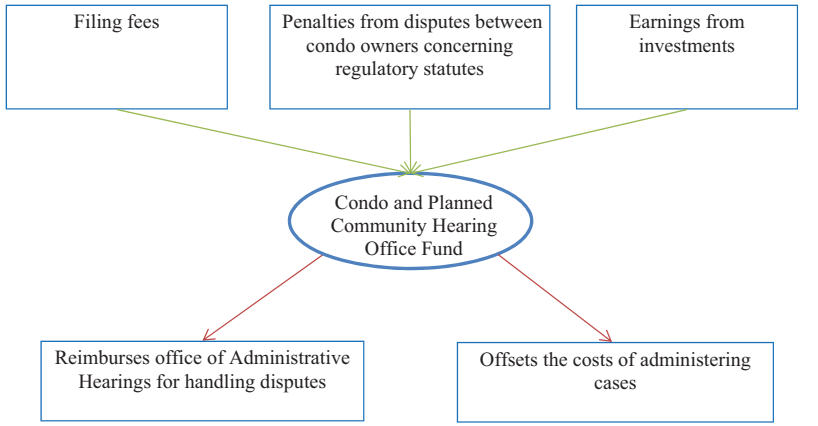

COLORADO RIVER WATER USE FEE CLEARING FUND
DEPARTMENT OF WATER RESOURCES
2538

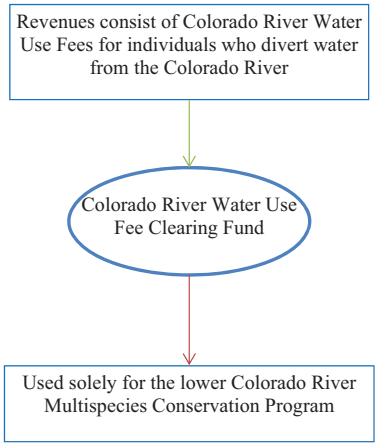

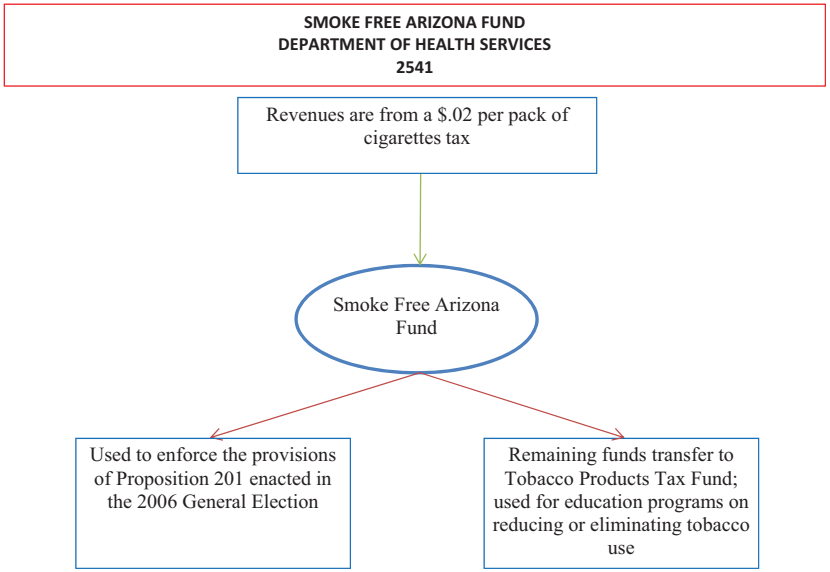
SMOKE FREE ARIZONA FUND
DEPARTMENT OF HEALTH SERVICES
2541
Revenues are from a $.02 per pack of cigarettes tax
Smoke Free Arizona Fund
Used to enforce the provisions of Proposition 201 enacted in the 2006 General Election
Remaining funds transfer to Tobacco Products Tax Fund; used for education programs on reducing or eliminating tobacco use

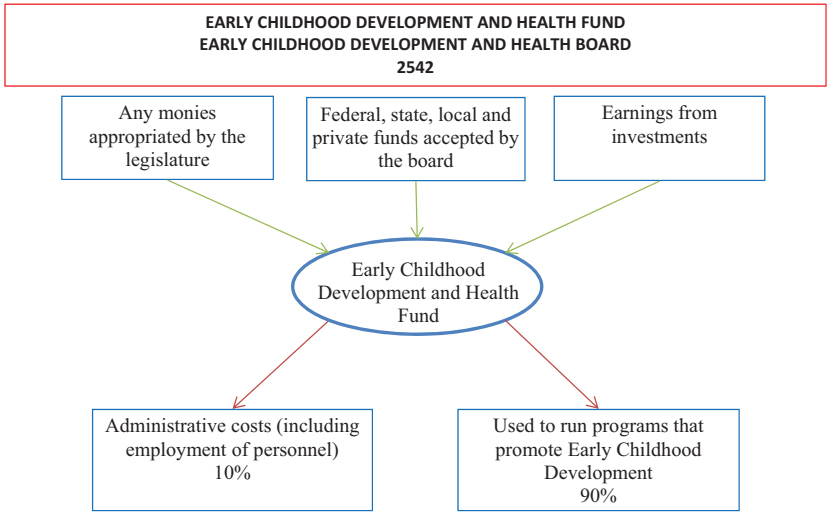
EARLY CHILDHOOD DEVELOPMENT AND HEALTH FUND
EARLY CHILDHOOD DEVELOPMENT AND HEALTH BOARD
2542
Any monies appropriated by the legislature
Federal, state, local and private funds accepted by the board
Earnings from investments
Early Childhood Development and Health Fund
Administrative costs (including employment of personnel) 10%
Used to run programs that promote Early Childhood Development 90%

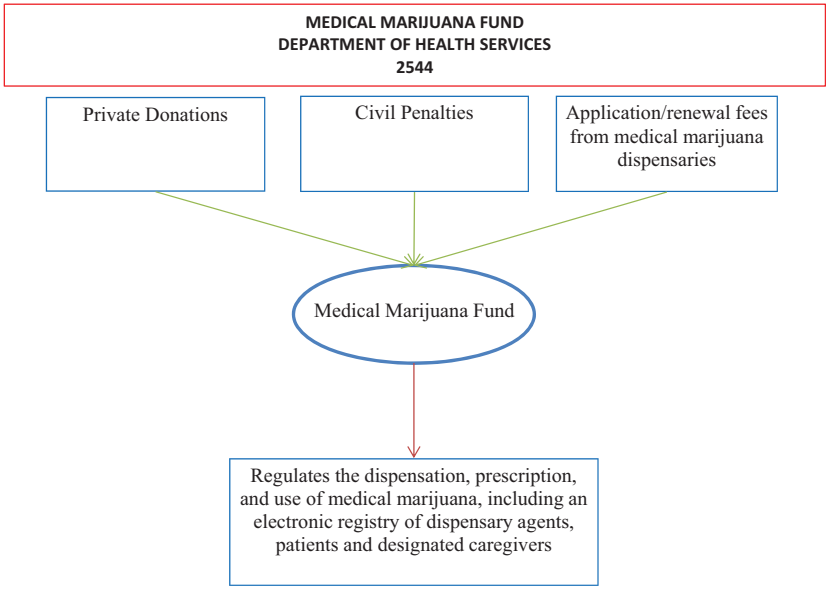
MEDICAL MARIJUANA FUND
DEPARTMENT OF HEALTH SERVICES
2544
Private Donations
Civil Penalties
Application/renewal fees from medical marijuana dispensaries
Medical Marijuana Fund
Regulates the dispensation, prescription, and use of medical marijuana, including an electronic registry of dispensary agents, patients and designated caregivers

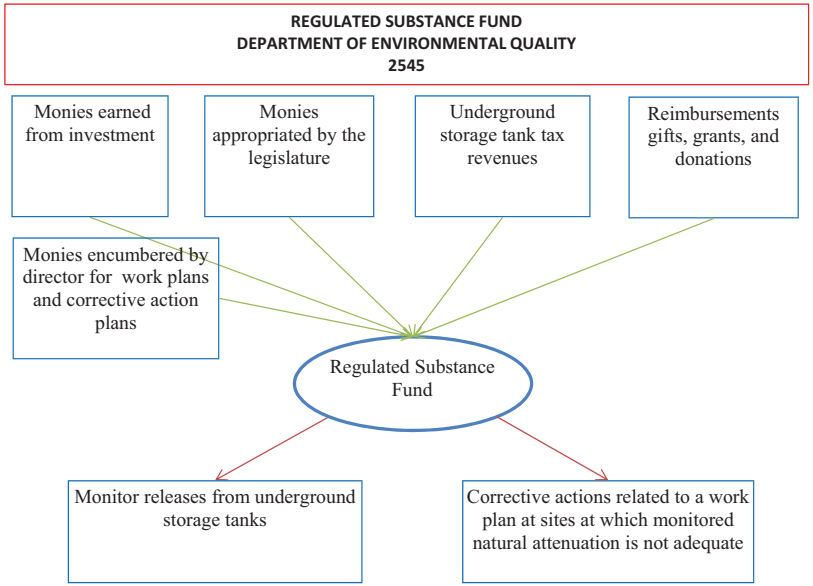
REGULATED SUBSTANCE FUND
DEPARTMENT OF ENVIRONMENTAL QUALITY
2545
Monies earned from investment
Monies appropriated by the legislature
Underground storage tank tax revenues
Reimbursements gifts, grants, and donations
Monies encumbered by director for work plans and corrective action plans
Regulated Substance Fund
Monitor releases from underground storage tanks
Corrective actions related to a work plan at sites at which monitored natural attenuation is not adequate

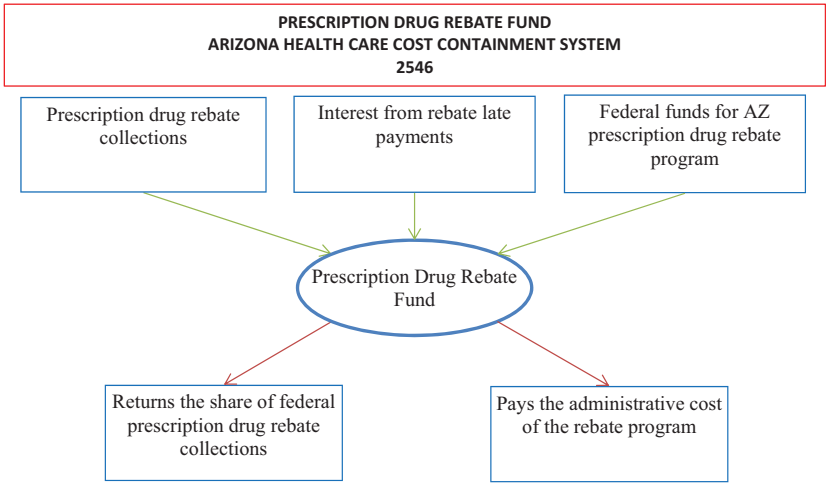
PRESCRIPTION DRUG REBATE FUND
ARIZONA HEALTH CARE COST CONTAINMENT SYSTEM
2546
Prescription drug rebate collections
Interest from rebate late payments
Federal funds for AZ prescription drug rebate program
Prescription Drug Rebate Fund
Returns the share of federal prescription drug rebate collections
Pays the administrative cost of the rebate program

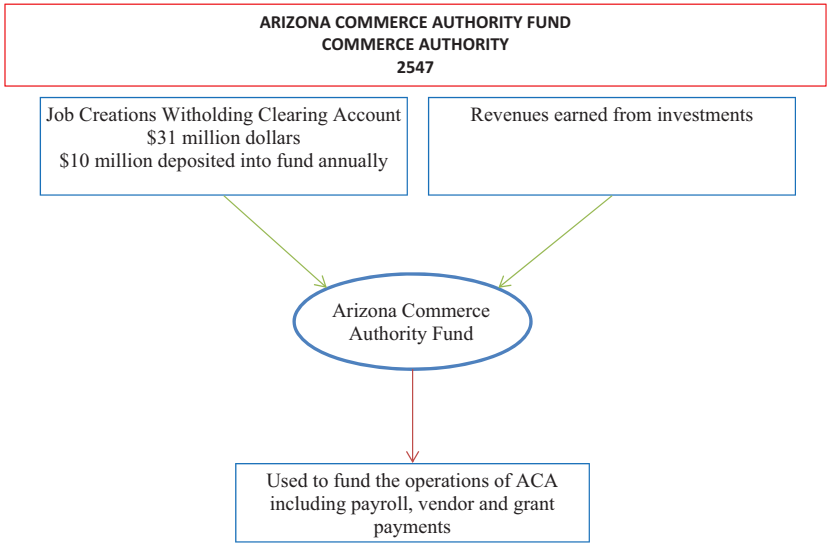
ARIZONA COMMERCE AUTHORITY FUND
COMMERCE AUTHORITY
2547
Job Creations Witholding Clearing Account
$31 million dollars
$10 million deposited into fund annually
Revenues earned from investments
Arizona Commerce Authority Fund
Used to fund the operations of ACA including payroll, vendor and grant payments

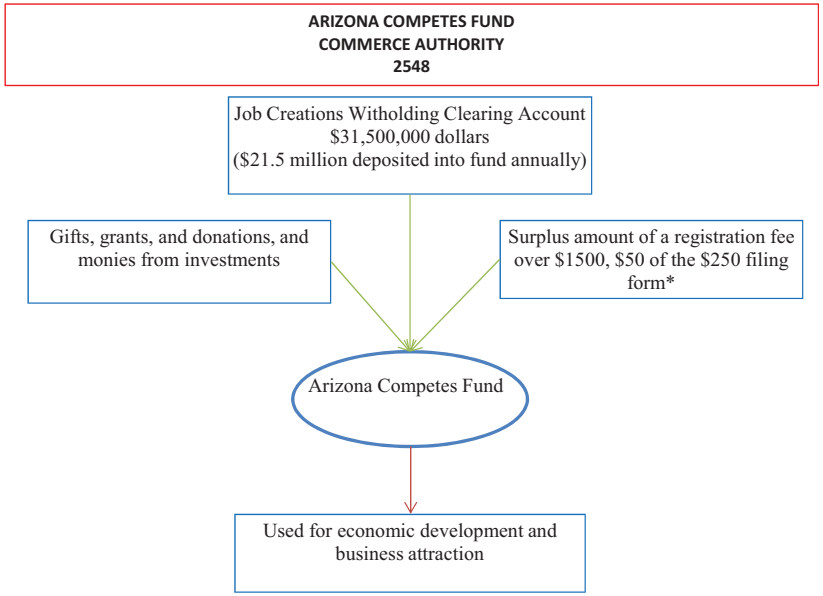

*The final filing of the form, if separate from the initial filing, shall be accompanied by a filing fee of one hundred dollars that is allocated to the Arizona competes fund established by section 41-1545.01

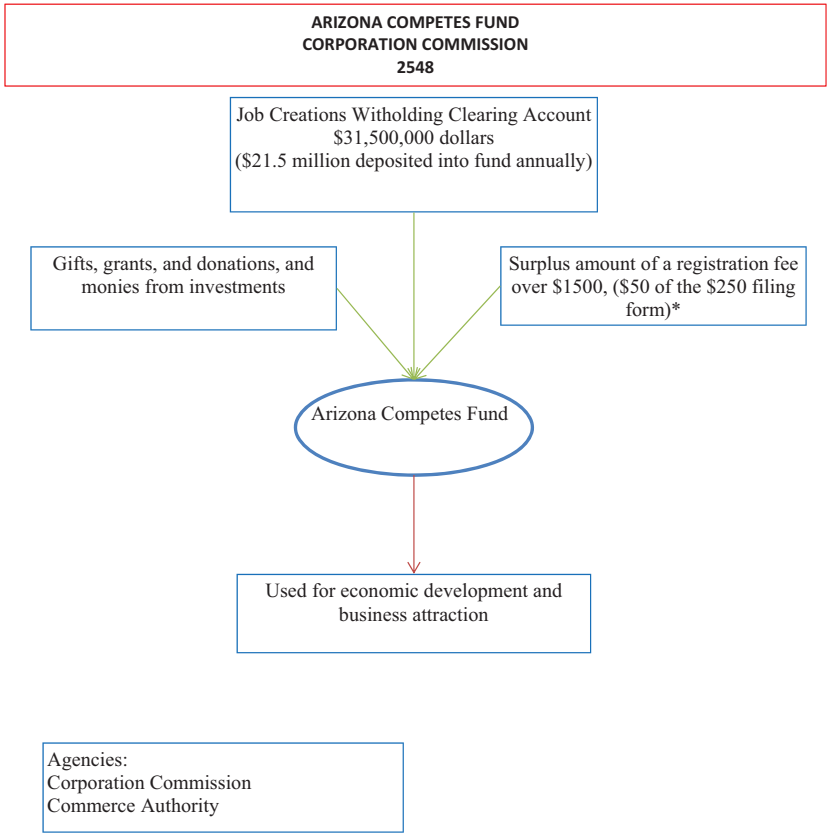

Agencies:
Corporation Commission
Commerce Authority

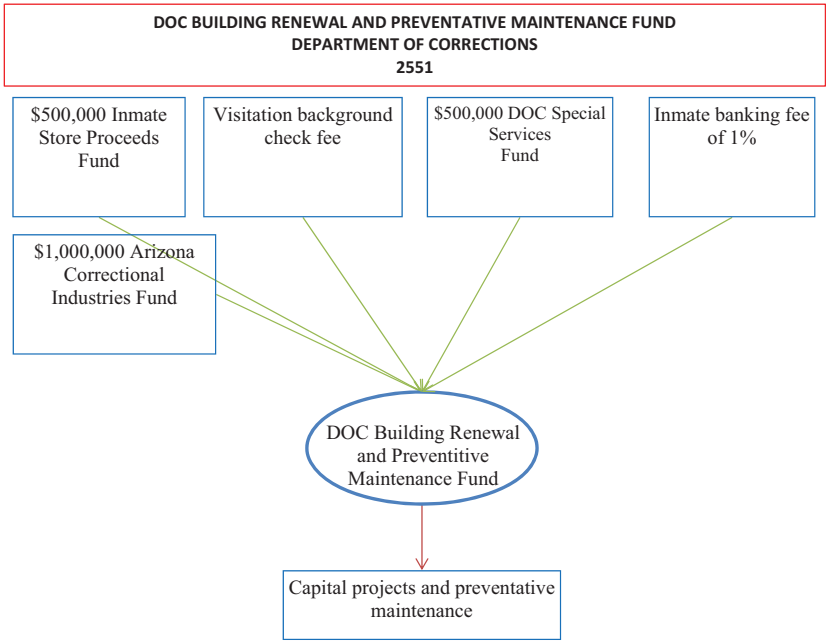
DOC BUILDING RENEWAL AND PREVENTATIVE MAINTENANCE FUND
DEPARTMENT OF CORRECTIONS
2551
$500,000 Inmate Store Proceeds Fund
Visitation background check fee
$500,000 DOC Special Services Fund
Inmate banking fee of 1%
$1,000,000 Arizona Correctional Industries Fund
DOC Building Renewal and Preventitive Maintenance Fund
Capital projects and preventative maintenance

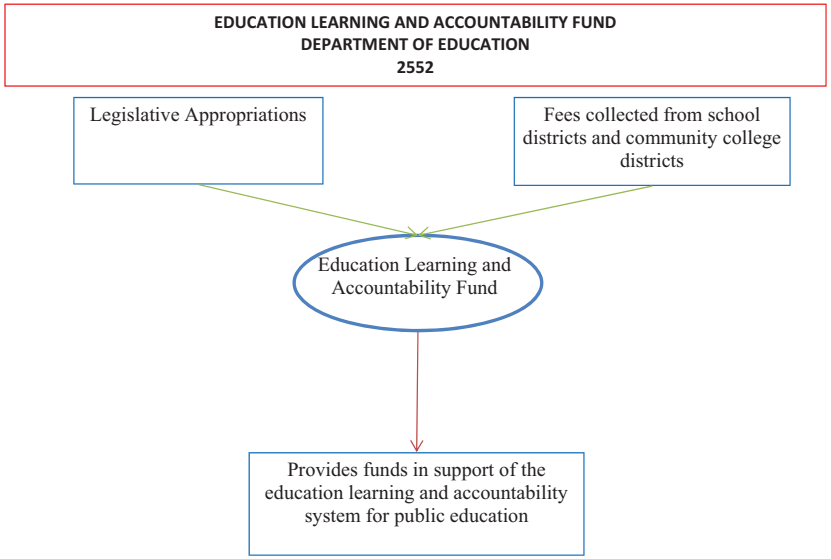
EDUCATION LEARNING AND ACCOUNTABILITY FUND
DEPARTMENT OF EDUCATION
2552
Legislative Appropriations
Fees collected from school districts and community college districts
Education Learning and Accountability Fund
Provides funds in support of the education learning and accountability system for public education

RADIATION REGULATORY FEE FUND
RADIATION REGULATORY AGENCY
2554

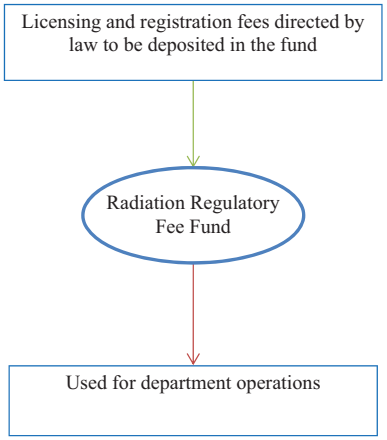

SERIOUSLY MENTALLY ILL HOUSING TRUST FUND
DEPARTMENT OF HEALTH SERVICES
2555

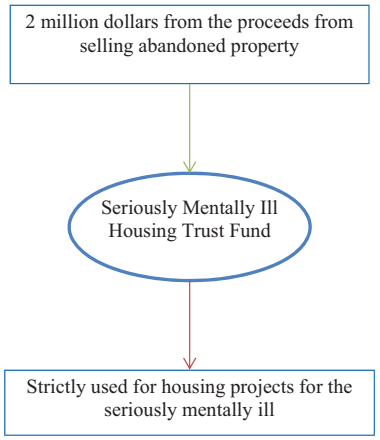

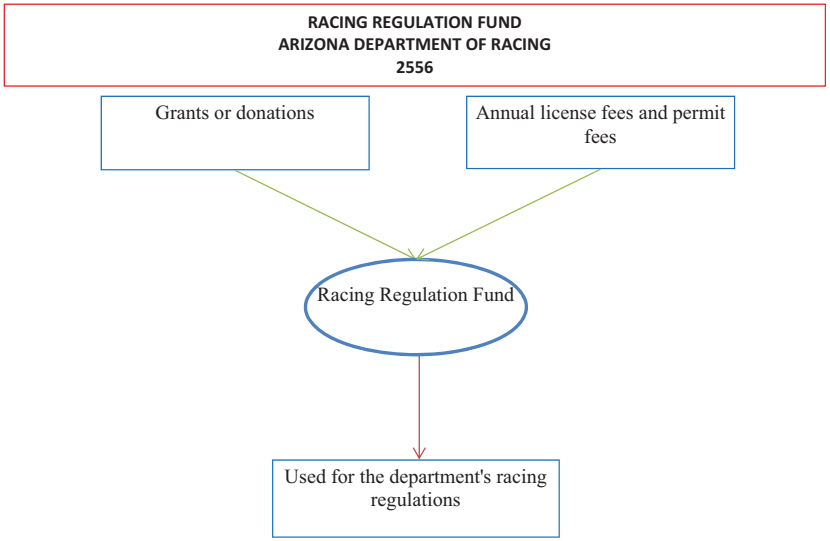
RACING REGULATION FUND
ARIZONA DEPARTMENT OF RACING
2556
Grants or donations
Annual license fees and permit fees
Racing Regulation Fund
Used for the department's racing regulations

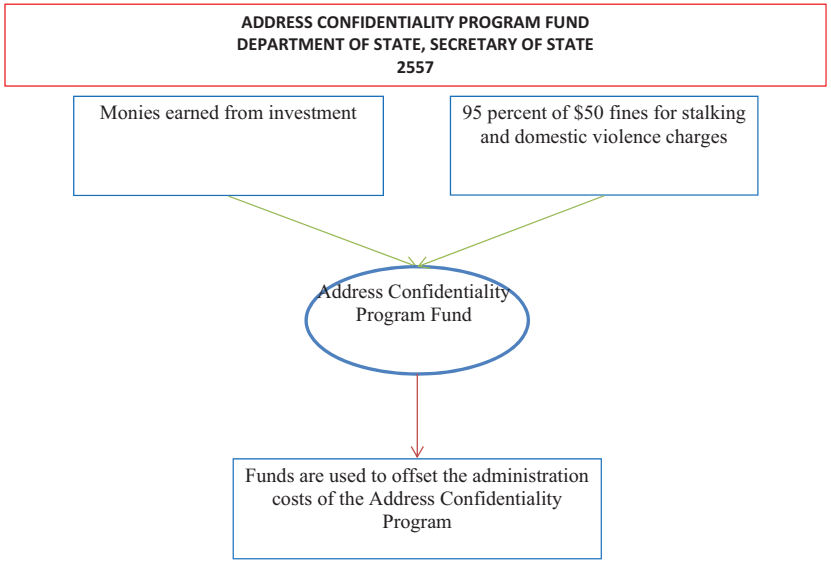
ADDRESS CONFIDENTIALITY PROGRAM FUND
DEPARTMENT OF STATE, SECRETARY OF STATE
2557
Monies earned from investment
95 percent of $50 fines for stalking and domestic violence charges
Address Confidentiality Program Fund
Funds are used to offset the administration costs of the Address Confidentiality Program

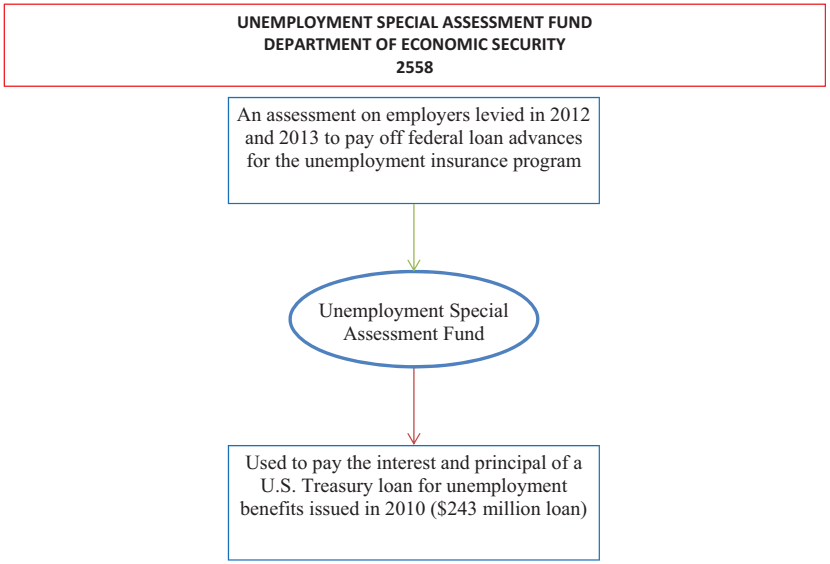
UNEMPLOYMENT SPECIAL ASSESSMENT FUND
DEPARTMENT OF ECONOMIC SECURITY
2558
An assessment on employers levied in 2012 and 2013 to pay off federal loan advances for the unemployment insurance program
Unemployment Special Assessment Fund
Used to pay the interest and principal of a U.S. Treasury loan for unemployment benefits issued in 2010 ($243 million loan)

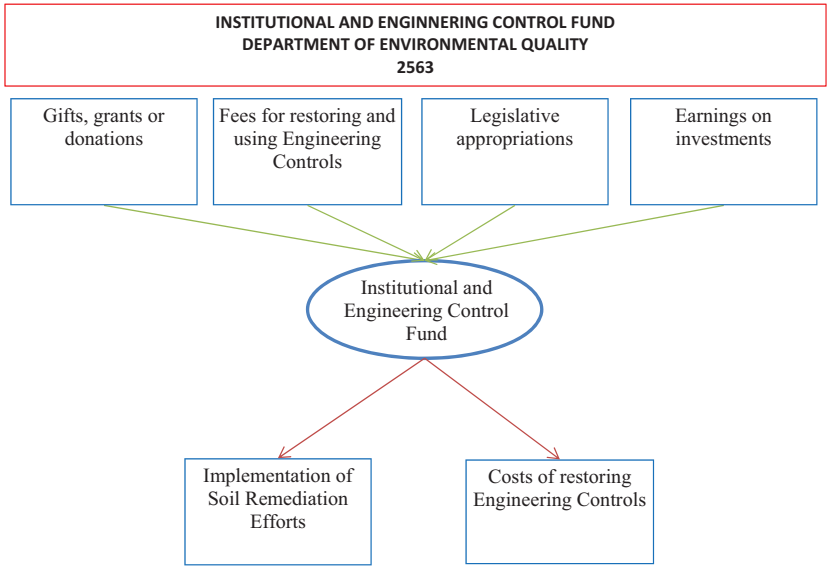
INSTITUTIONAL AND ENGINNERING CONTROL FUND
DEPARTMENT OF ENVIRONMENTAL QUALITY
2563
Gifts, grants or donations
Fees for restoring and using Engineering Controls
Legislative appropriations
Earnings on investments
Institutional and Engineering Control Fund
Implementation of Soil Remediation Efforts
Costs of restoring Engineering Controls

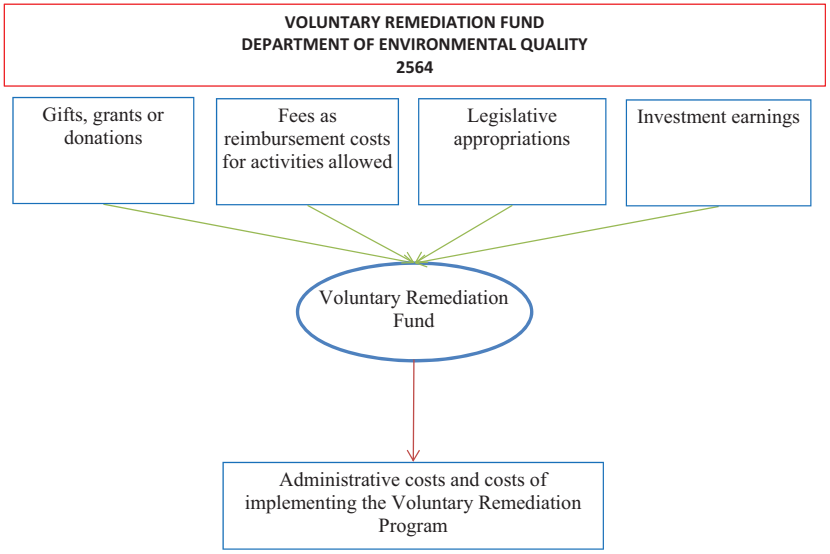

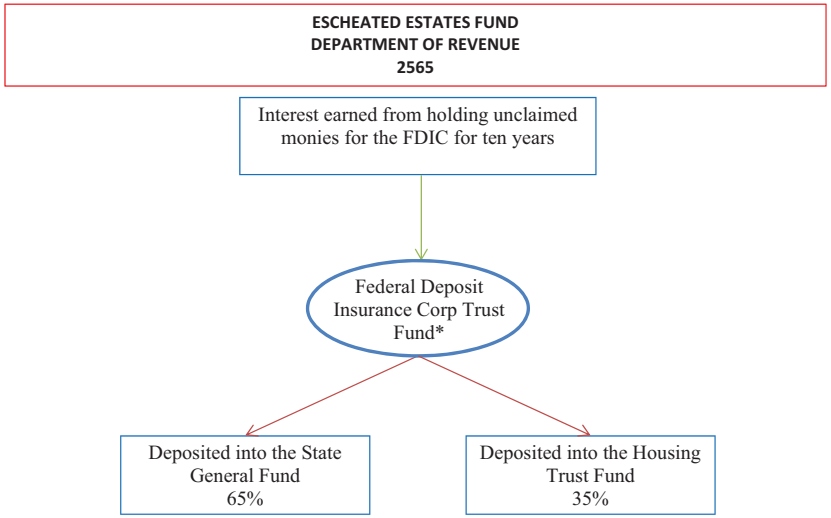

*The FDIC allows Arizona to hold these funds and generate interest but the prinicpal must be returned to rightful claimants or to the FDIC after 10 years time

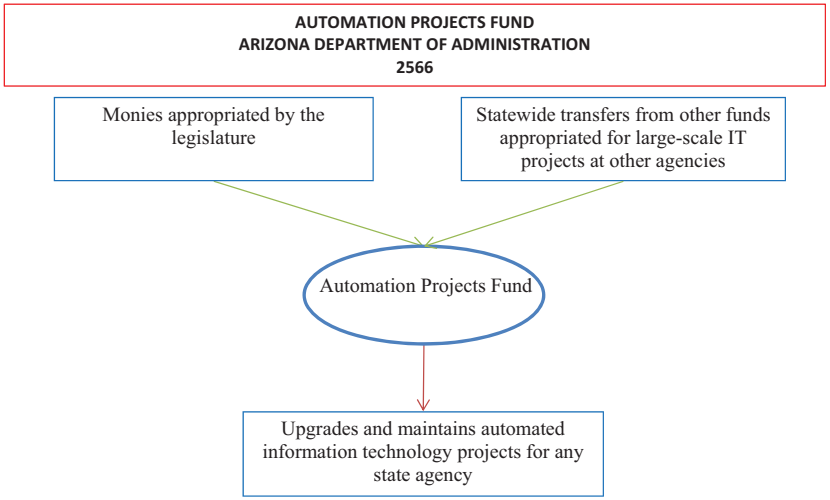
AUTOMATION PROJECTS FUND
ARIZONA DEPARTMENT OF ADMINISTRATION
2566
Monies appropriated by the legislature
Statewide transfers from other funds appropriated for large-scale IT projects at other agencies
Automation Projects Fund
Upgrades and maintains automated information technology projects for any state agency

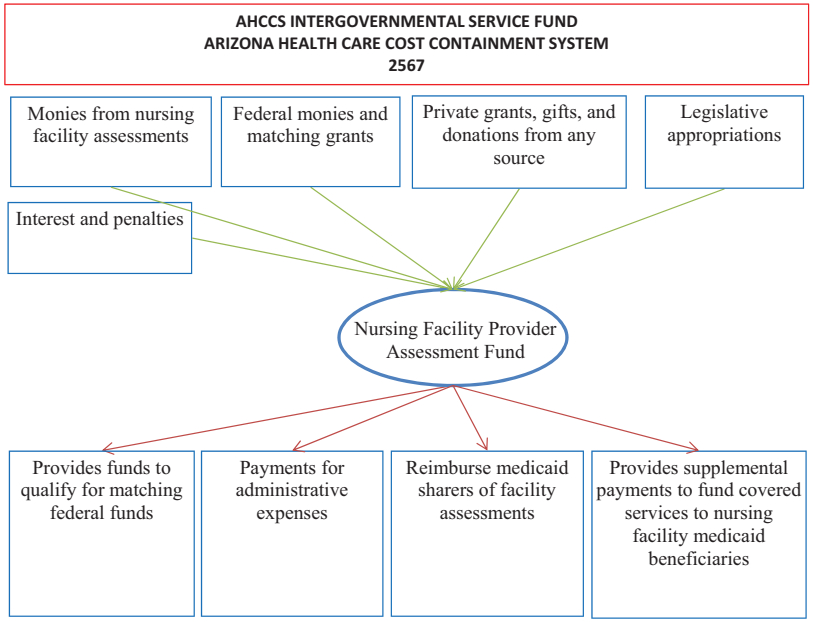
AHCCS INTERGOVERNMENTAL SERVICE FUND
ARIZONA HEALTH CARE COST CONTAINMENT SYSTEM
2567
Monies from nursing facility assessments
Federal monies and matching grants
Private grants, gifts, and donations from any source
Legislative appropriations
Interest and penalties
Nursing Facility Provider Assessment Fund
Provides funds to qualify for matching federal funds
Payments for administrative expenses
Reimburse medicaid sharers of facility assessments
Provides supplemental payments to fund covered services to nursing facility medicaid beneficiaries

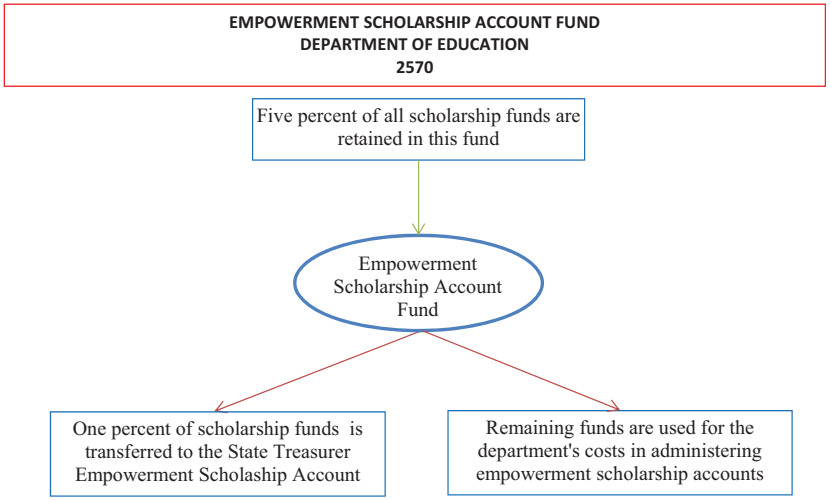
EMPOWERMENT SCHOLARSHIP ACCOUNT FUND
DEPARTMENT OF EDUCATION
2570
Five percent of all scholarship funds are retained in this fund
Empowerment Scholarship Account Fund
One percent of scholarship funds is transferred to the State Treasurer Empowerment Scholaship Account
Remaining funds are used for the department's costs in administering empowerment scholarship accounts

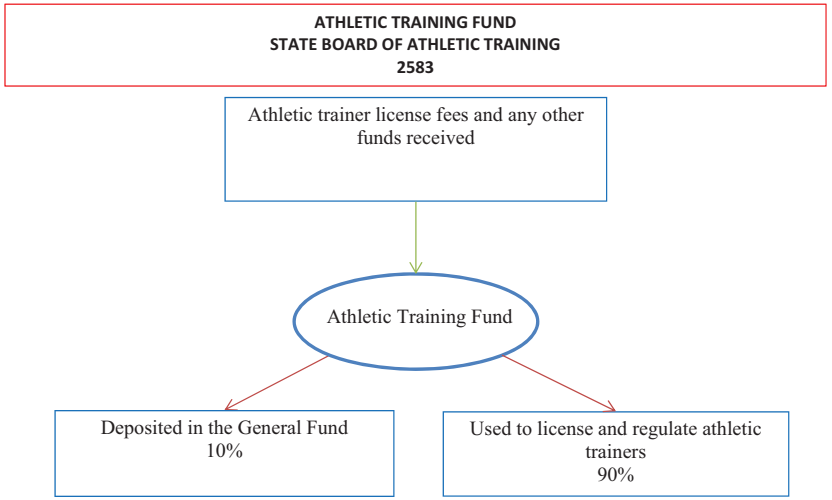
ATHLETIC TRAINING FUND
STATE BOARD OF ATHLETIC TRAINING
2583
Athletic trainer license fees and any other funds received
Athletic Training Fund
Deposited in the General Fund
10%
Used to license and regulate athletic trainers
90%

STATEWIDE SPECIAL PLATES FUND
DEPARTMENT OF EDUCATION
2650

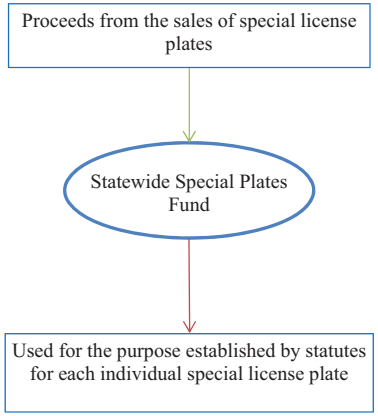

PERMANENT AZ HISTORICAL SOCIETY REVOLVING FUND
ARIZONA HISTORICAL SOCIETY
2900

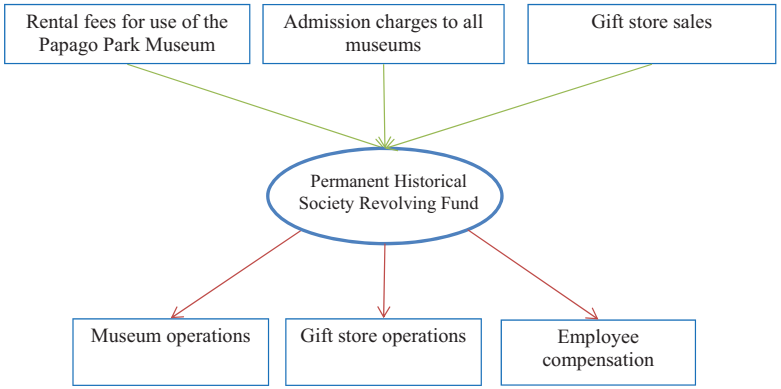

STATEWIDE STIMULUS ADMIN FUND
2950

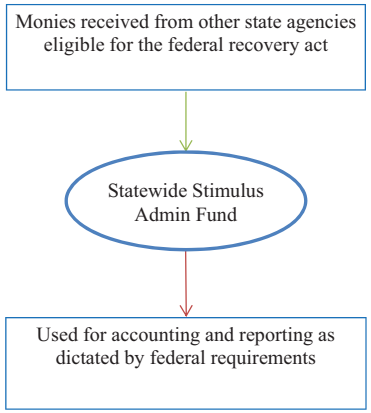

FEDERAL ECONOMIC RECOVERY FUND
ARIZONA DEPARTMENT OF ADMINISTRATION
2999ADA

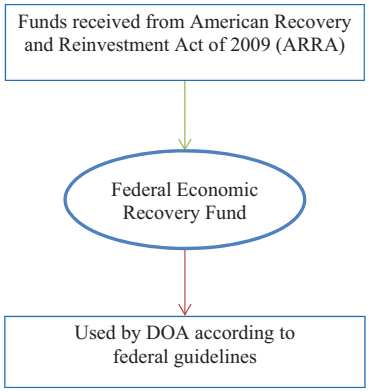

FEDERAL ECONOMIC RECOVERY FUND
ATTORNEY GENERAL - DEPARTMENT OF LAW
2999AGA

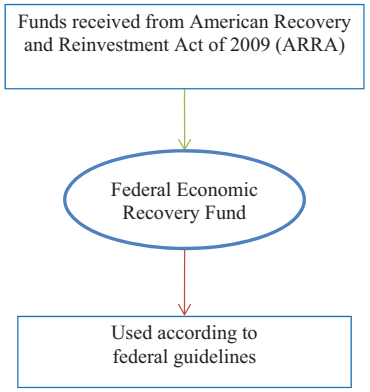

FEDERAL ECONOMIC RECOVERY FUND
CORPORATION COMMISSION
2999CCA

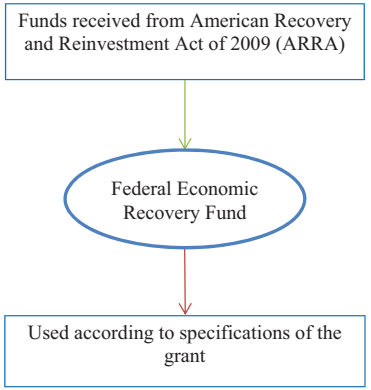

FEDERAL ECONOMIC RECOVERY FUND
EARLY CHILDHOOD DEVELOPMENT AND HEALTH FUND
2999CDA

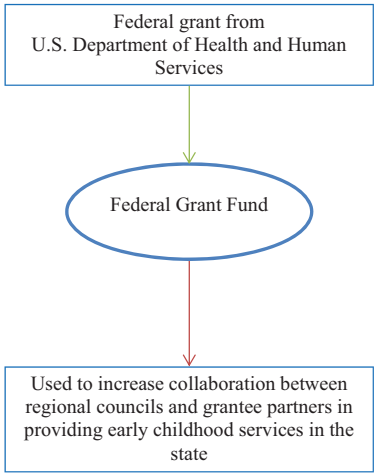

FEDERAL ECONOMIC RECOVERY FUND
DEPARTMENT OF CORRECTIONS
2999DCA

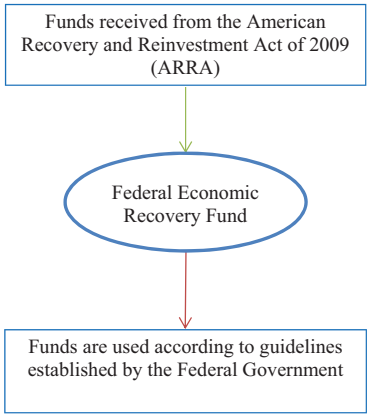

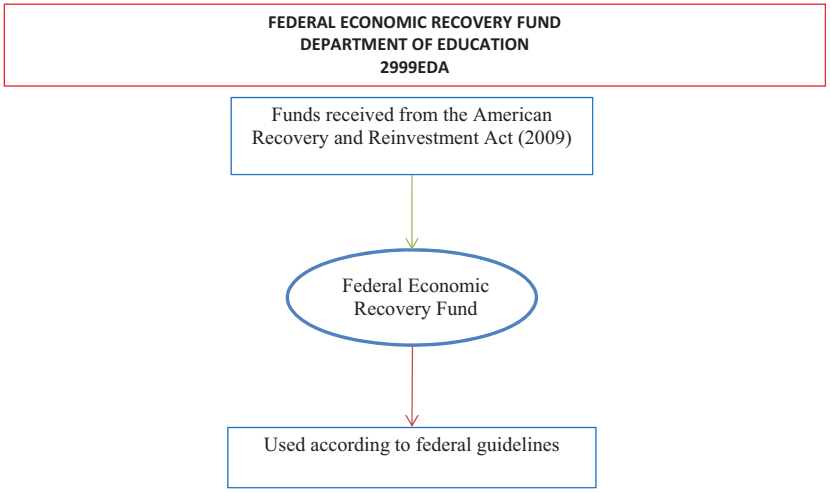
FEDERAL ECONOMIC RECOVERY FUND
DEPARTMENT OF EDUCATION
2999EDA
Funds received from the American Recovery and Reinvestment Act (2009)
Federal Economic Recovery Fund
Used according to federal guidelines

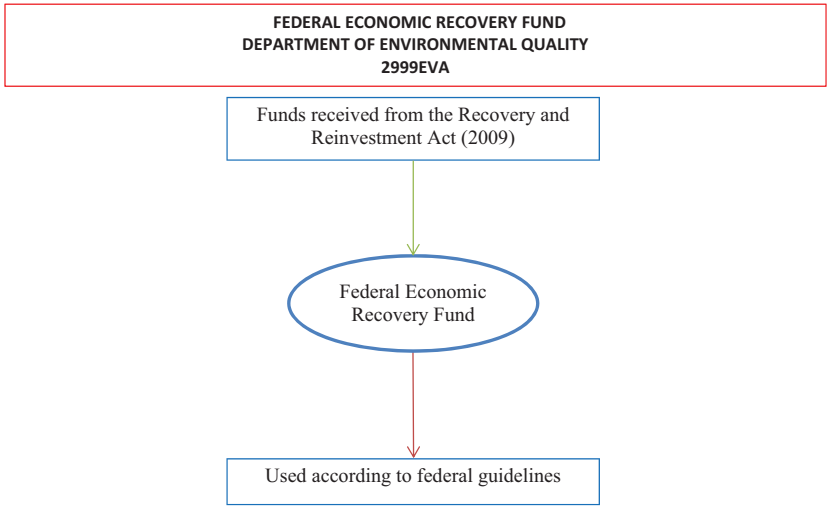
FEDERAL ECONOMIC RECOVERY FUND
DEPARTMENT OF ENVIRONMENTAL QUALITY
2999EVA
Funds received from the Recovery and Reinvestment Act (2009)
Federal Economic Recovery Fund
Used according to federal guidelines

FEDERAL ECONOMIC RECOVERY FUND
ARIZONA GAME AND FISH DEPARTMENT
2999GFA

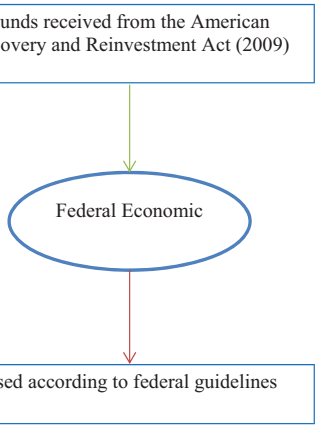

FEDERAL ECONOMIC RECOVERY FUND
ARIZONA GAME AND FISH DEPARTMENT
2999GSA

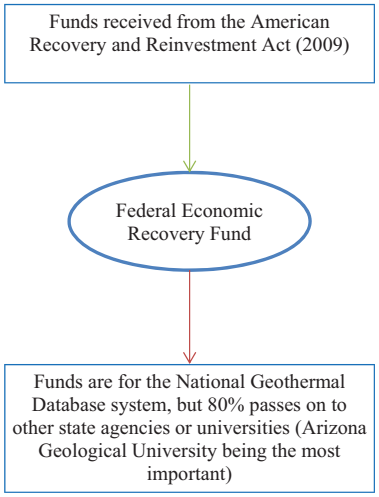

FEDERAL ECONOMIC RECOVERY FUND
OFFICE OF THE GOVERNOR
2999GVA

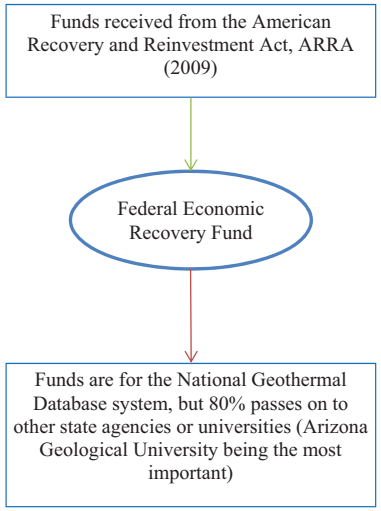

FEDERAL ECONOMIC RECOVERY FUND
ARIZONA HEALTH CARE COST CONTAINMENT SYSTEM
2999HCA

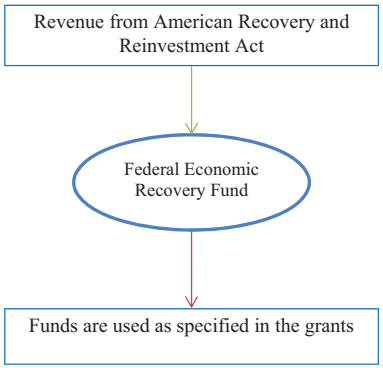

FEDERAL ECONOMIC RECOVERY FUND
ARIZONA DEPARTMENT OF HOUSING
2999HDA

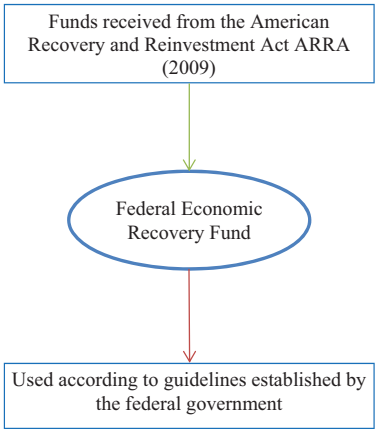

FEDERAL ECONOMIC RECOVERY FUND
DEPARTMENT OF HEALTH SERVICES
2999HSA

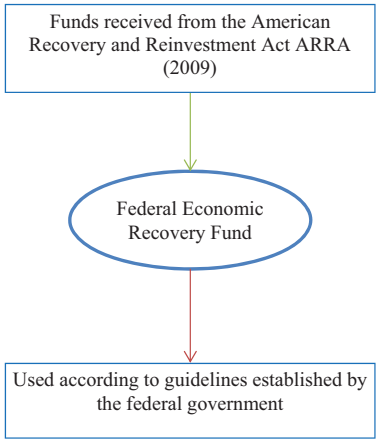

FEDERAL ECONOMIC RECOVERY FUND
ARIZONA CRIMINAL JUSTICE COMMISSION
2999JCA

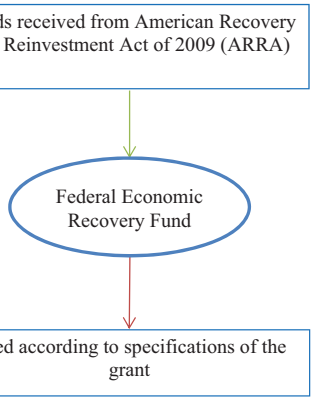

FEDERAL ECONOMIC RECOVERY FUND
STATE LAND DEPARTMENT
2999LDA

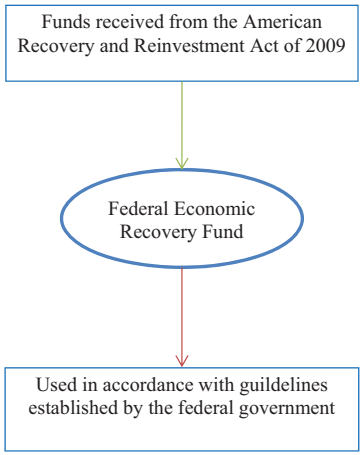

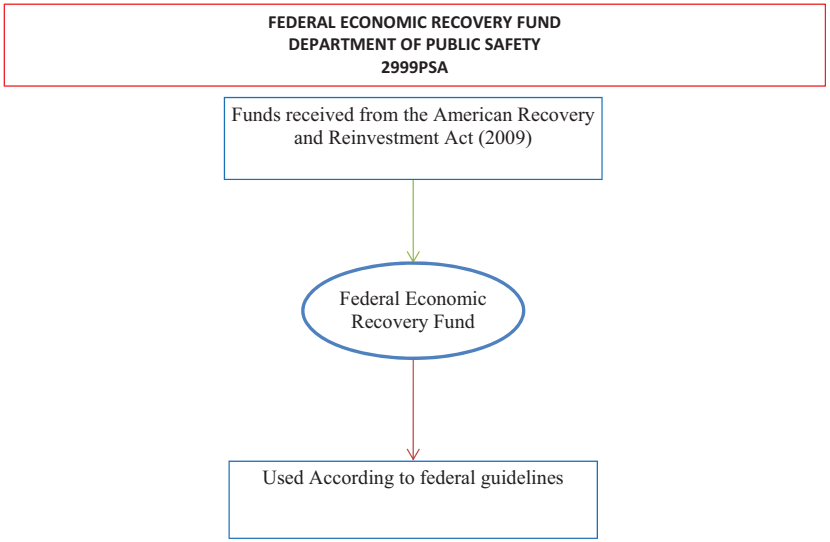
FEDERAL ECONOMIC RECOVERY FUND
DEPARTMENT OF PUBLIC SAFETY
2999PSA
Funds received from the American Recovery and Reinvestment Act (2009)
Federal Economic Recovery Fund
Used According to federal guidelines

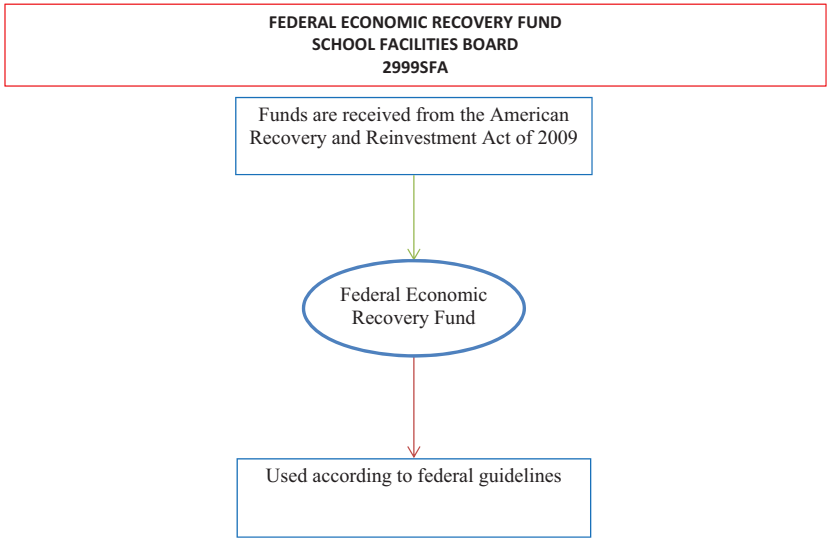
FEDERAL ECONOMIC RECOVERY FUND
SCHOOL FACILITIES BOARD
2999SFA
Funds are received from the American Recovery and Reinvestment Act of 2009
Federal Economic Recovery Fund
Used according to federal guidelines

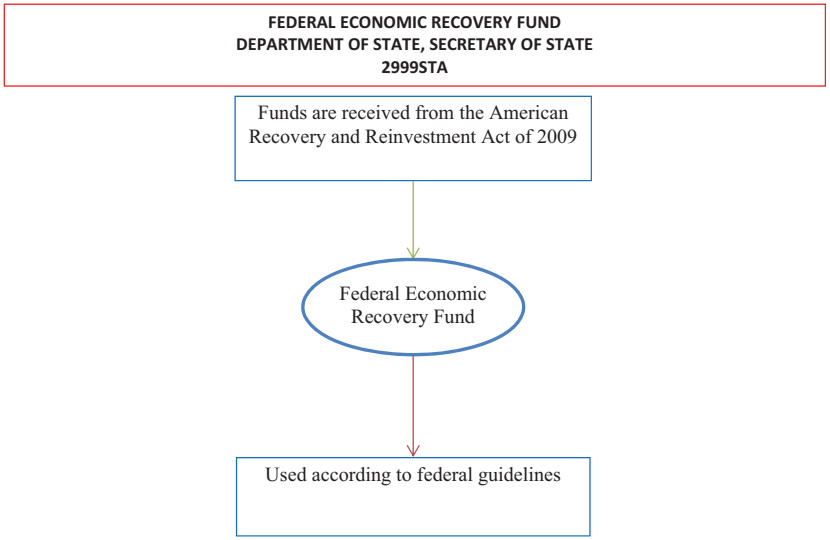
FEDERAL ECONOMIC RECOVERY FUND
DEPARTMENT OF STATE, SECRETARY OF STATE
2999STA
Funds are received from the American Recovery and Reinvestment Act of 2009
Federal Economic Recovery Fund
Used according to federal guidelines

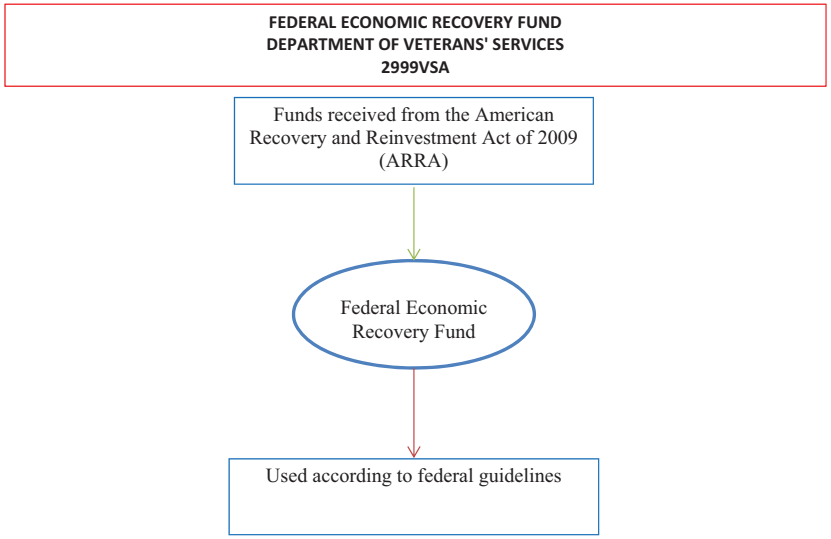
FEDERAL ECONOMIC RECOVERY FUND
DEPARTMENT OF VETERANS' SERVICES
2999VSA
Funds received from the American Recovery and Reinvestment Act of 2009 (ARRA)
Federal Economic Recovery Fund
Used according to federal guidelines

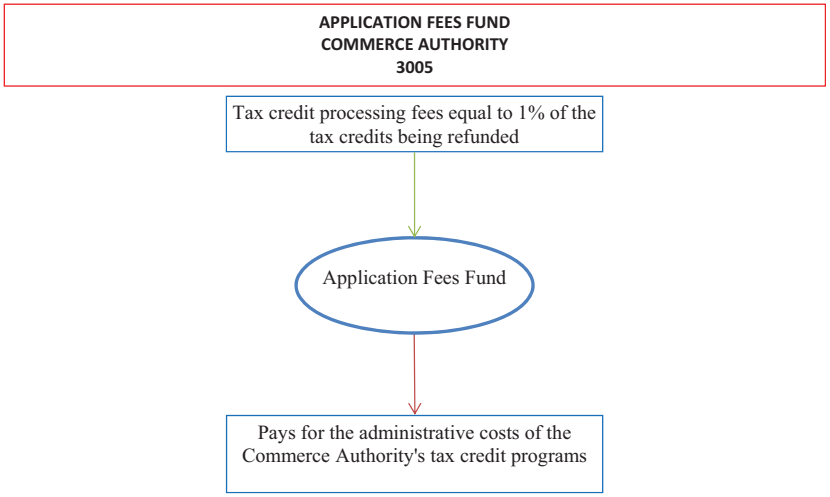
APPLICATION FEES FUND
COMMERCE AUTHORITY
3005
Tax credit processing fees equal to 1% of the tax credits being refunded
Application Fees Fund
Pays for the administrative costs of the Commerce Authority's tax credit programs

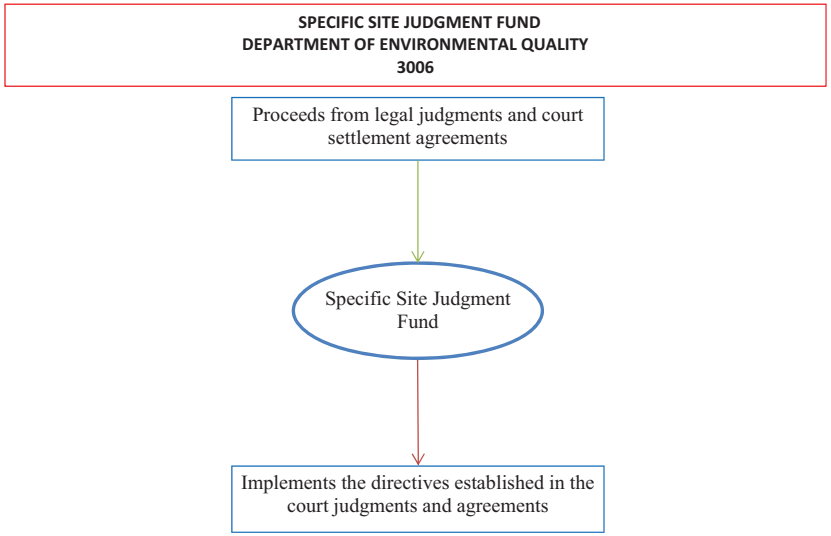
SPECIFIC SITE JUDGMENT FUND
DEPARTMENT OF ENVIRONMENTAL QUALITY
3006
Proceeds from legal judgments and court settlement agreements
Specific Site Judgment Fund
Implements the directives established in the court judgments and agreements

LIQUOR LICENSE SPECIAL COLLECTIONS FUND
DEPARTMENT OF LIQUOR LICENSES AND CONTROL
3008

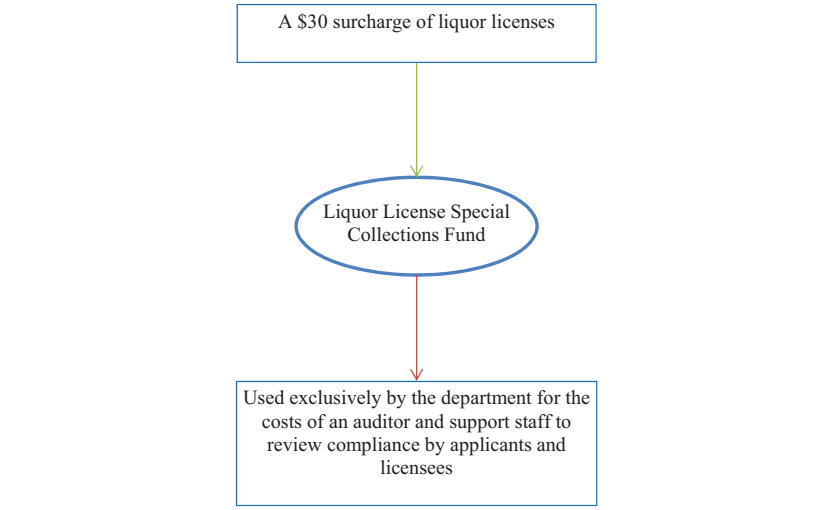

DHS DONATIONS FUND
3010

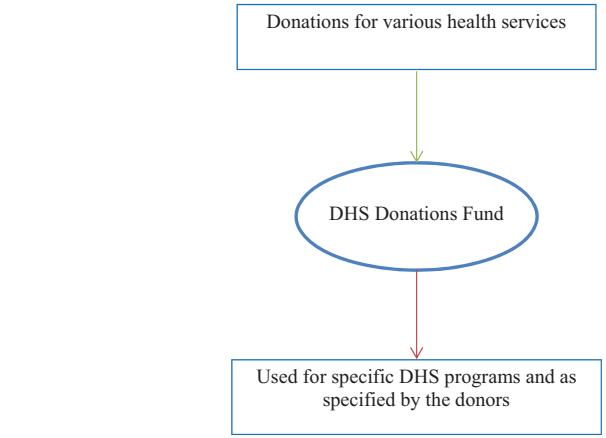

COUNTY PUBLIC DEFENDERS TRAINING FUND
JUDICIARY
3013

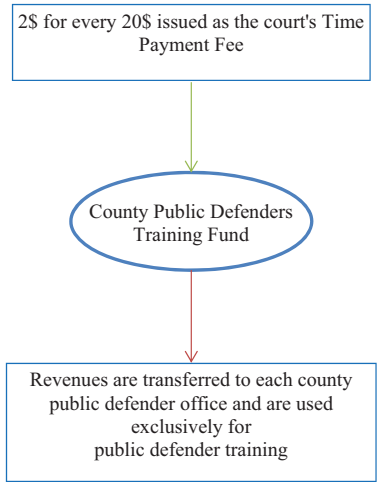

ARIZONA ARTS TRUST FUND
3014

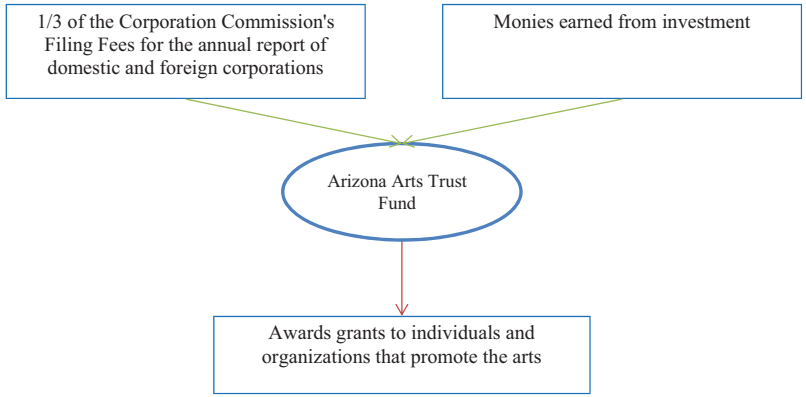

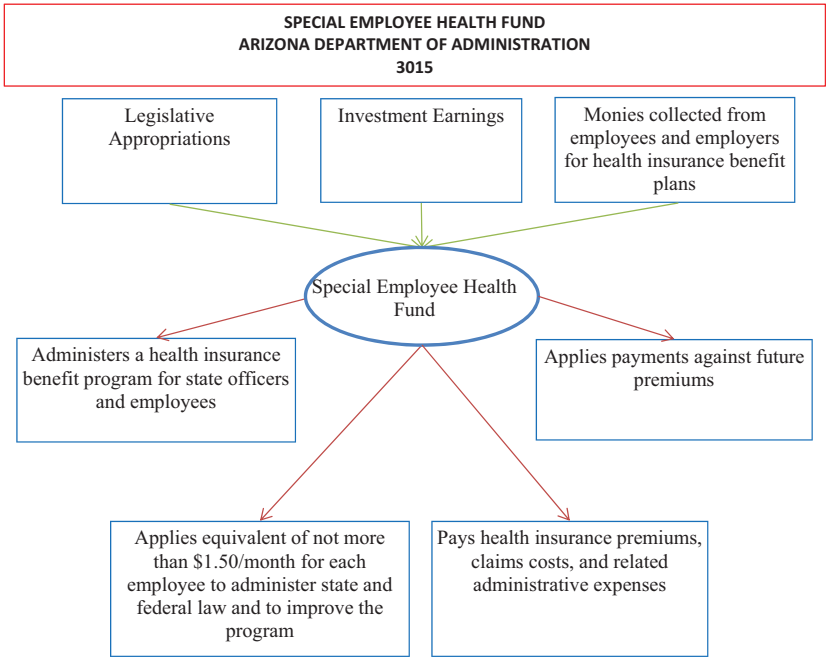
SPECIAL EMPLOYEE HEALTH FUND
ARIZONA DEPARTMENT OF ADMINISTRATION
3015
Legislative Appropriations
Investment Earnings
Monies collected from employees and employers for health insurance benefit plans
Special Employee Health Fund
Administers a health insurance benefit program for state officers and employees
Applies payments against future premiums
Applies equivalent of not more than $1.50/month for each employee to administer state and federal law and to improve the program
Pays health insurance premiums, claims costs, and related administrative expenses

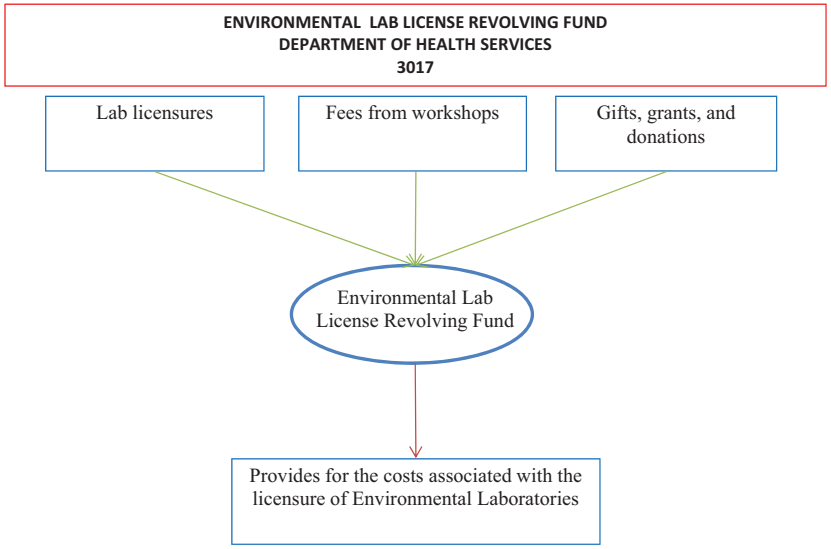
ENVIRONMENTAL LAB LICENSE REVOLVING FUND
DEPARTMENT OF HEALTH SERVICES
3017
Lab licensures
Fees from workshops
Gifts, grants, and donations
Environmental Lab License Revolving Fund
Provides for the costs associated with the licensure of Environmental Laboratories

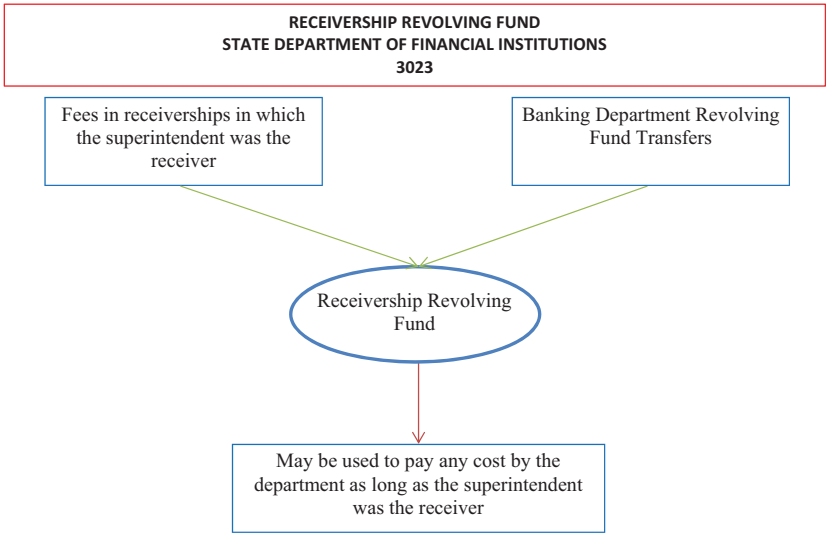
RECEIVERSHIP REVOLVING FUND
STATE DEPARTMENT OF FINANCIAL INSTITUTIONS
3023
Fees in receiverships in which the superintendent was the receiver
Banking Department Revolving Fund Transfers
Receivership Revolving Fund
May be used to pay any cost by the department as long as the superintendent was the receiver

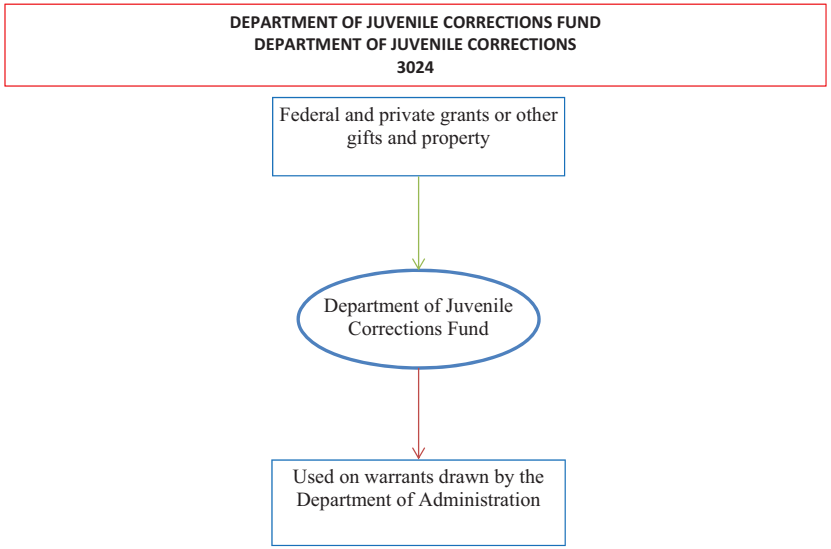
DEPARTMENT OF JUVENILE CORRECTIONS FUND
DEPARTMENT OF JUVENILE CORRECTIONS
3024
Federal and private grants or other gifts and property
Department of Juvenile Corrections Fund
Used on warrants drawn by the Department of Administration

STUDENT TUITION RECOVERY FUND
STATE BOARD FOR PRIVATE POSTSECONDARY EDUCATION
3027

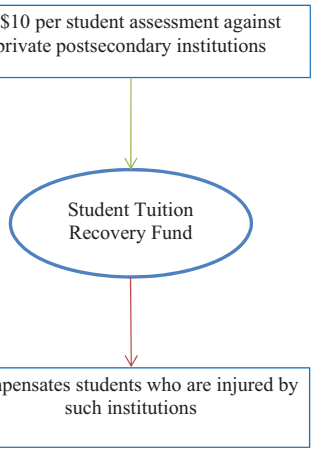

STATE CHARITABLE, PENAL AND REFORMARY LAND FUND
DEPARTMENT OF JUVENILE CORRECTIONS
3029

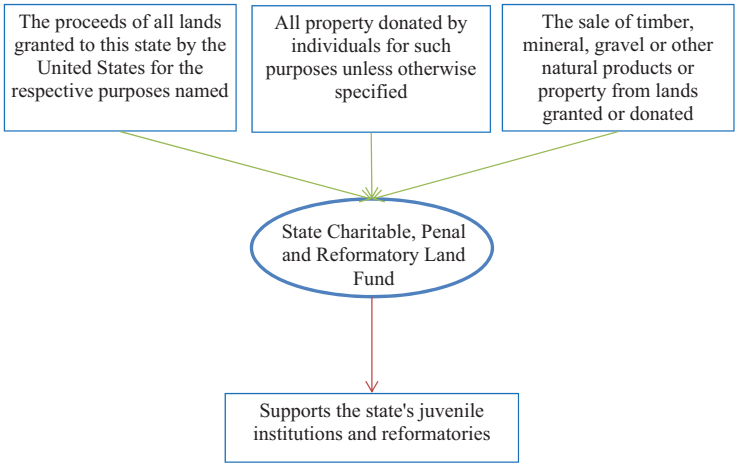

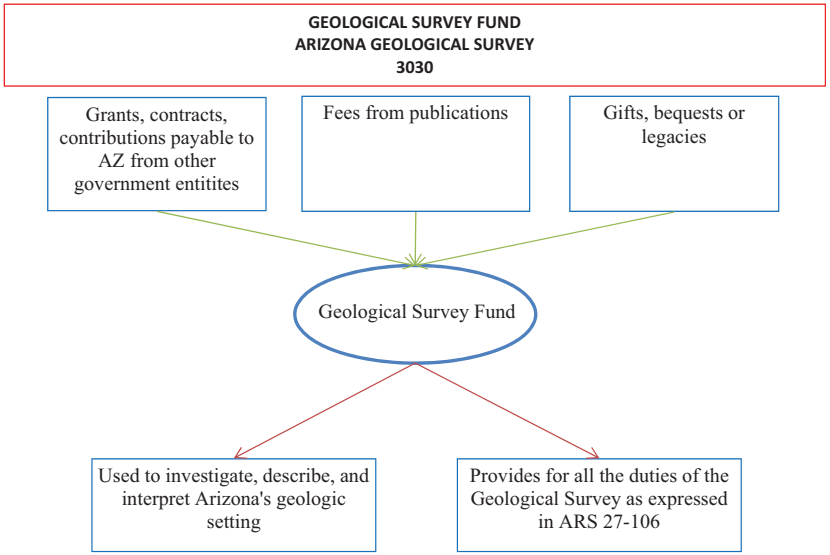
GEOLOGICAL SURVEY FUND
ARIZONA GEOLOGICAL SURVEY
3030
Grants, contracts, contributions payable to AZ from other government entitites
Fees from publications
Gifts, bequests or legacies
Geological Survey Fund
Used to investigate, describe, and interpret Arizona's geologic setting
Provides for all the duties of the Geological Survey as expressed in ARS 27-106

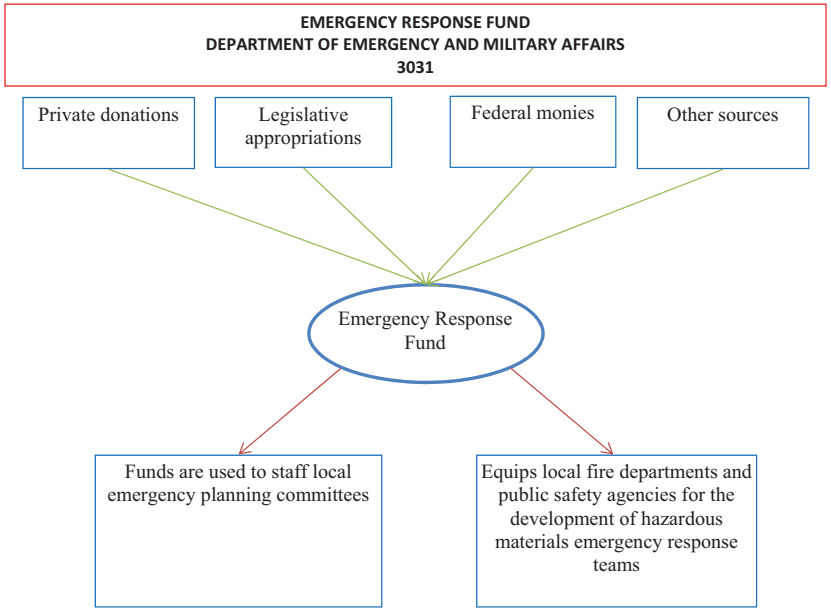
EMERGENCY RESPONSE FUND
DEPARTMENT OF EMERGENCY AND MILITARY AFFAIRS
3031
Private donations
Legislative appropriations
Federal monies
Other sources
Emergency Response Fund
Funds are used to staff local emergency planning committees
Equips local fire departments and public safety agencies for the development of hazardous materials emergency response teams

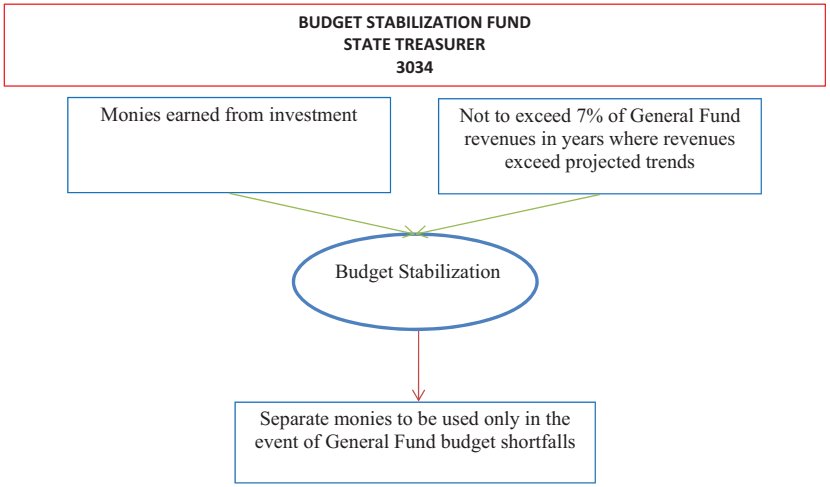
BUDGET STABILIZATION FUND
STATE TREASURER
3034
Monies earned from investment
Not to exceed 7% of General Fund revenues in years where revenues exceed projected trends
Budget Stabilization
Separate monies to be used only in the event of General Fund budget shortfalls

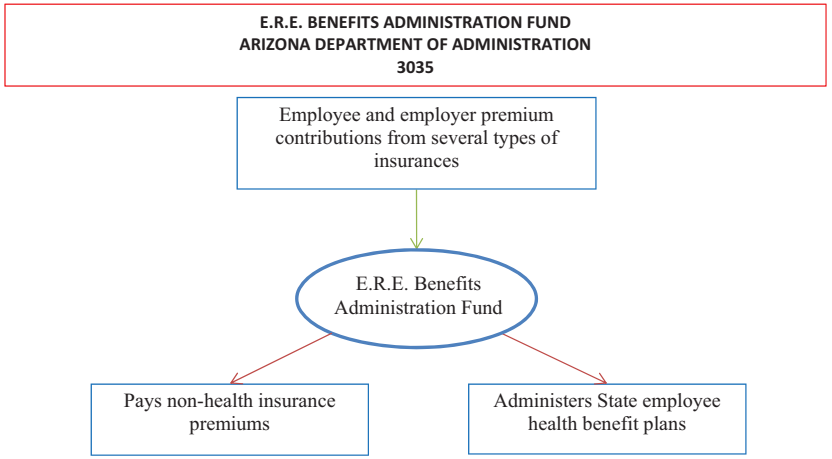
E.R.E. BENEFITS ADMINISTRATION FUND
ARIZONA DEPARTMENT OF ADMINISTRATION
3035
Employee and employer premium contributions from several types of insurances
E.R.E. Benefits Administration Fund
Pays non-health insurance premiums
Administers State employee health benefit plans

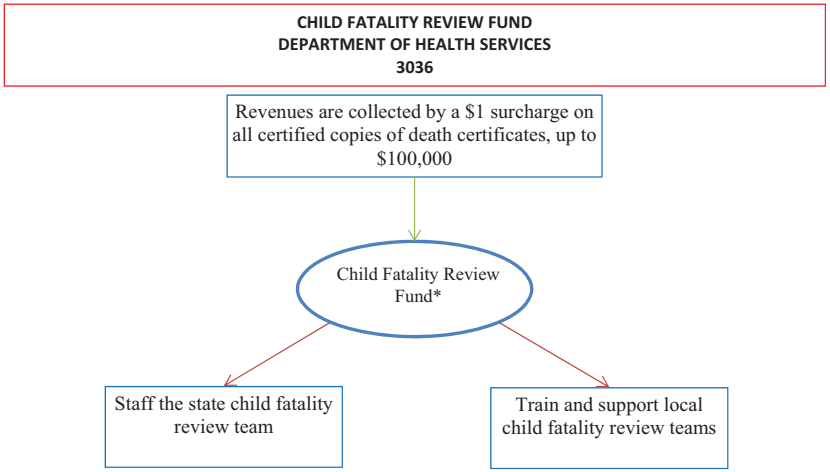

*Any amount above $100,000 will be transferred to the Child Abuse Prevention Fund (DES)

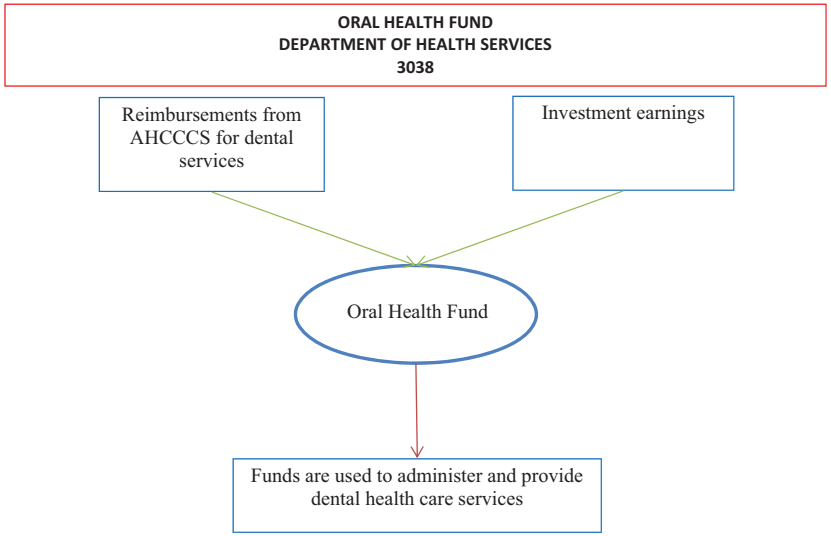

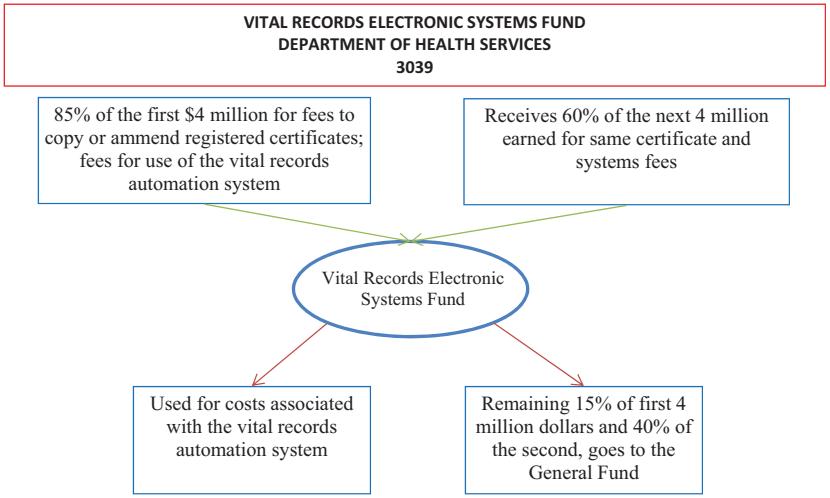
VITAL RECORDS ELECTRONIC SYSTEMS FUND
DEPARTMENT OF HEALTH SERVICES
3039
85% of the first $4 million for fees to copy or ammend registered certificates; fees for use of the vital records automation system
Receives 60% of the next 4 million earned for same certificate and systems fees
Vital Records Electronic Systems Fund
Used for costs associated with the vital records automation system
Remaining 15% of first 4 million dollars and 40% of the second, goes to the General Fund

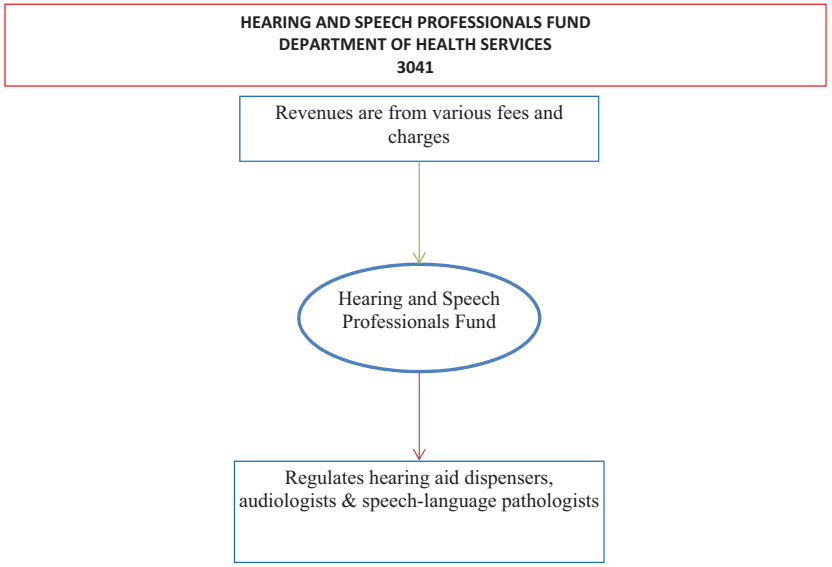
HEARING AND SPEECH PROFESSIONALS FUND
DEPARTMENT OF HEALTH SERVICES
3041
Revenues are from various fees and charges
Hearing and Speech Professionals Fund
Regulates hearing aid dispensers, audiologists & speech-language pathologists

UNIVERSITY CAPITAL IMPROVEMENT LEASE-TO-OWN AND BOND FUND
ARIZONA BOARD OF REGENTS
3042

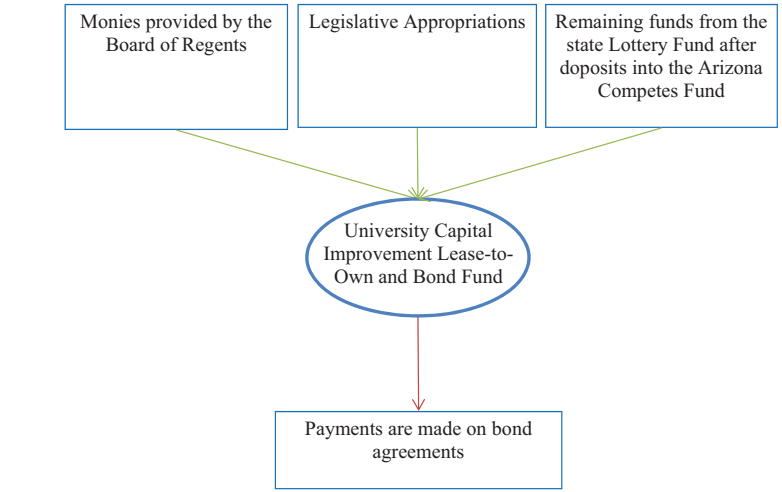

MANUFACTURED HOUSING CONSUMER RECOVERY FUND
DEPARTMENT OF FIRE, BUILDING, AND LIFE SAFETY
3090

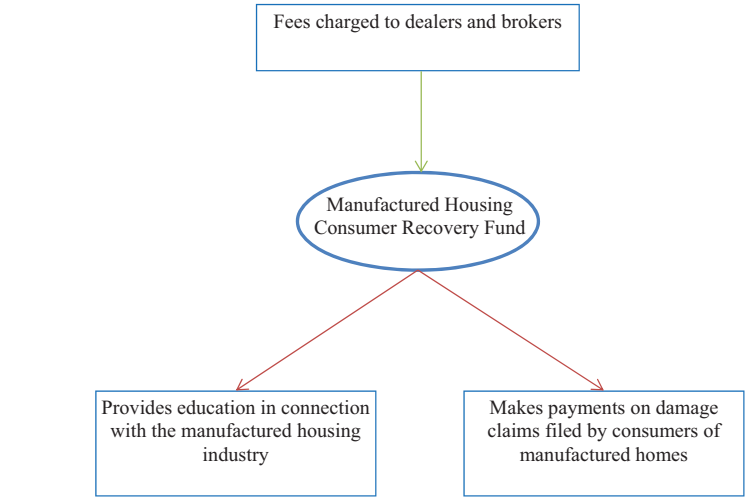

ATTORNEY GENERAL TRUST FUND
ATTORNEY GENERAL - DEPARTMENT OF LAW
3102

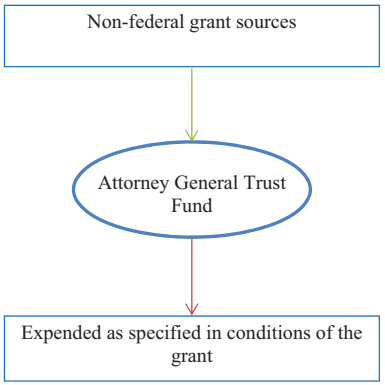

RECEIVERSHIP LIQUIDATION FUND
DEPARTMENT OF INSURANCE
3104

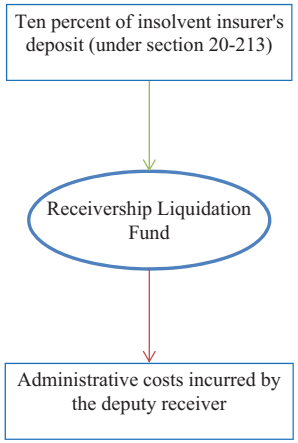

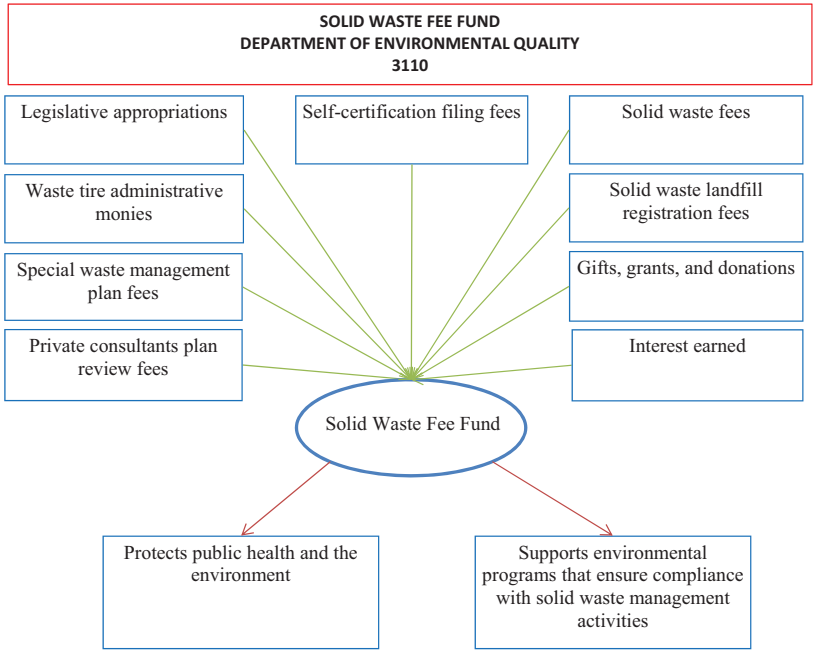
SOLID WASTE FEE FUND
DEPARTMENT OF ENVIRONMENTAL QUALITY
3110
Legislative appropriations
Self-certification filing fees
Solid waste fees
Waste tire administrative monies
Solid waste landfill registration fees
Special waste management plan fees
Gifts, grants, and donations
Private consultants plan review fees
Interest earned
Solid Waste Fee Fund
Protects public health and the environment
Supports environmental programs that ensure compliance with solid waste management activities

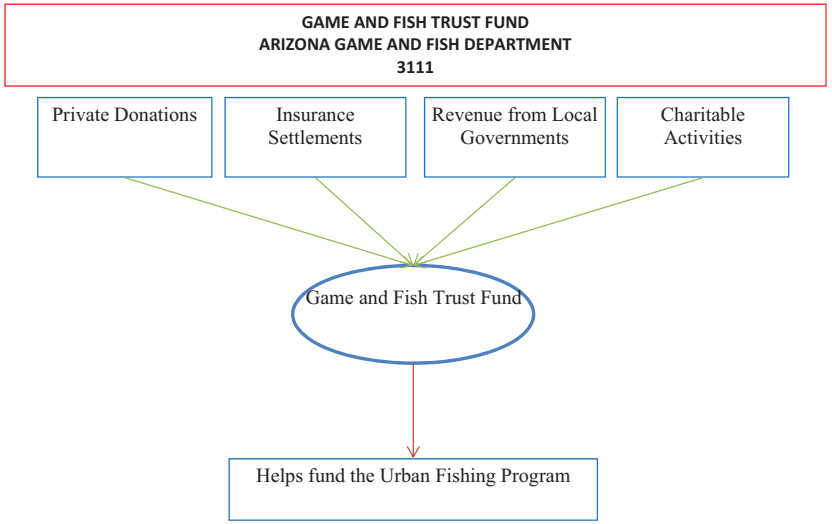
GAME AND FISH TRUST FUND
ARIZONA GAME AND FISH DEPARTMENT
3111
Private Donations
Insurance Settlements
Revenue from Local Governments
Charitable Activities
Game and Fish Trust Fund
Helps fund the Urban Fishing Program

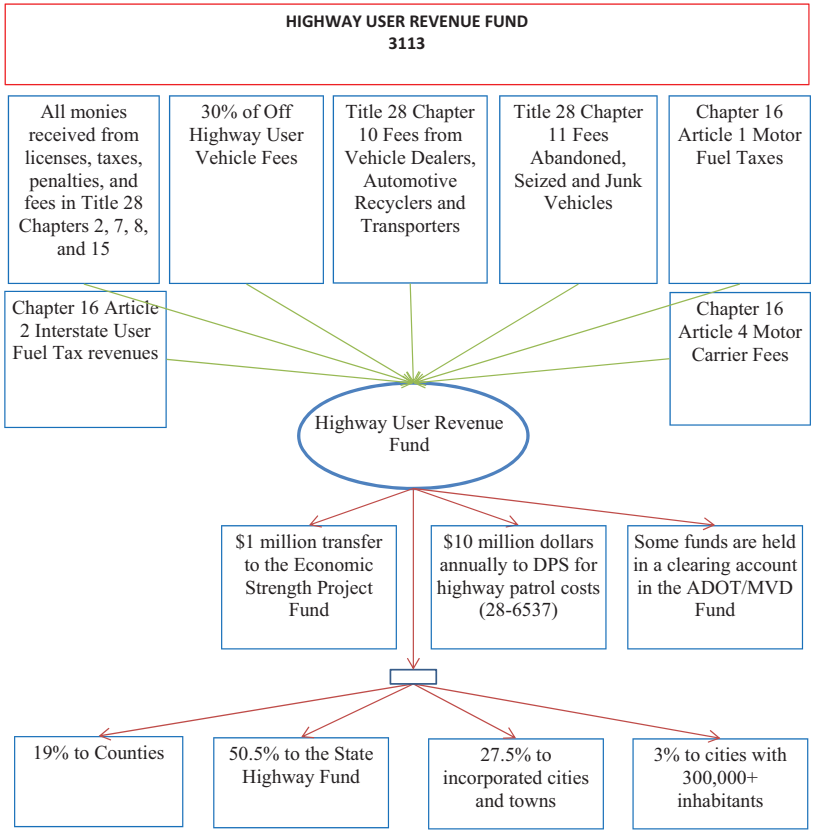
HIGHWAY USER REVENUE FUND
3113
All monies received from licenses, taxes, penalties, and fees in Title 28 Chapters 2, 7, 8, and 15
30% of Off Highway User Vehicle Fees
Title 28 Chapter 10 Fees from Vehicle Dealers, Automotive Recyclers and Transporters
Title 28 Chapter 11 Fees Abandoned, Seized and Junk Vehicles
Chapter 16 Article 1 Motor Fuel Taxes
Chapter 16 Article 2 Interstate User Fuel Tax revenues
Chapter 16 Article 4 Motor Carrier Fees
Highway User Revenue Fund
$1 million transfer to the Economic Strength Project Fund
$10 million dollars annually to DPS for highway patrol costs (28-6537)
Some funds are held in a clearing account in the ADOT/MVD Fund
19% to Counties
50.5% to the State Highway Fund
27.5% to incorporated cities and towns
3% to cities with 300,000+ inhabitants

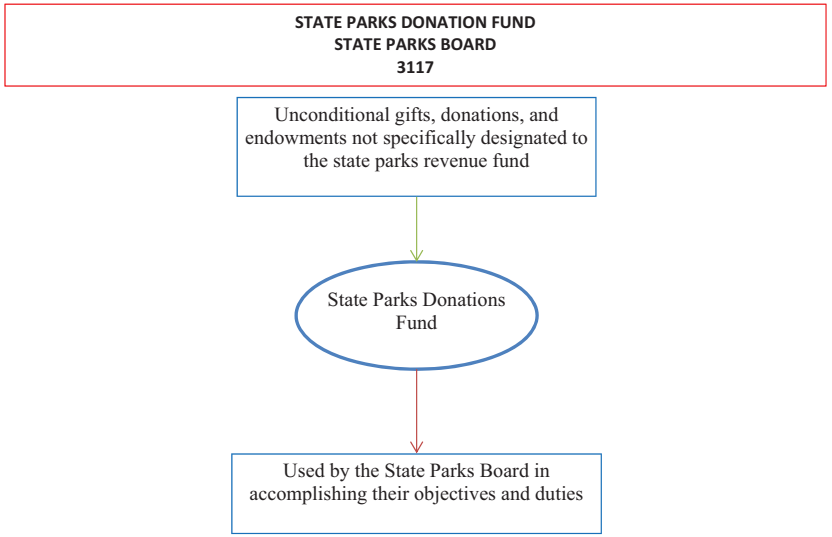
STATE PARKS DONATION FUND
STATE PARKS BOARD
3117
Unconditional gifts, donations, and endowments not specifically designated to the state parks revenue fund
State Parks Donations Fund
Used by the State Parks Board in accomplishing their objectives and duties

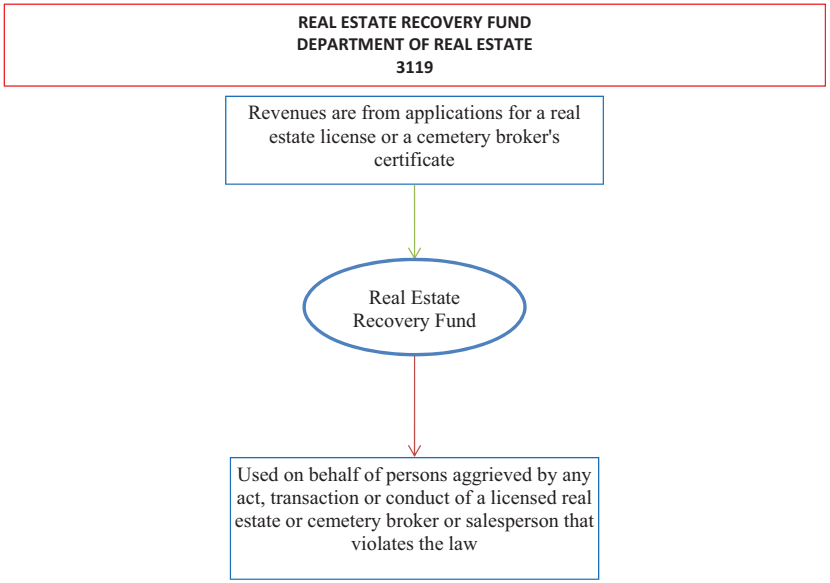
REAL ESTATE RECOVERY FUND
DEPARTMENT OF REAL ESTATE
3119
Revenues are from applications for a real estate license or a cemetery broker's certificate
Real Estate Recovery Fund
Used on behalf of persons aggrieved by any act, transaction or conduct of a licensed real estate or cemetery broker or salesperson that violates the law

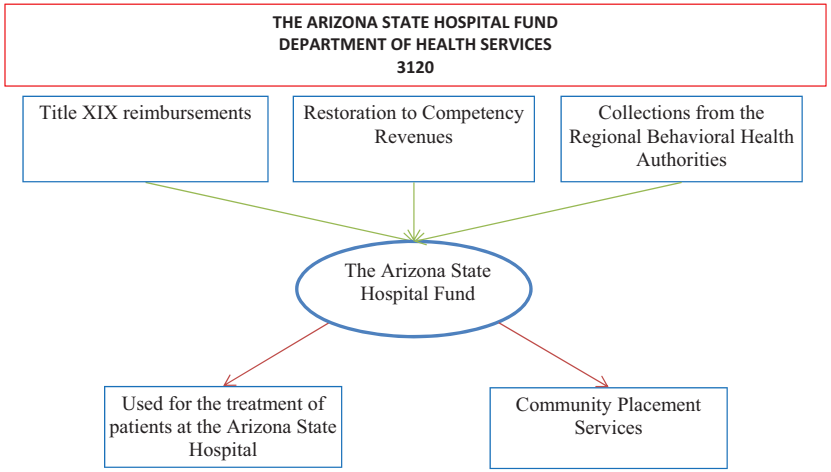
THE ARIZONA STATE HOSPITAL FUND
DEPARTMENT OF HEALTH SERVICES
3120
Title XIX reimbursements
Restoration to Competency Revenues
Collections from the Regional Behavioral Health Authorities
The Arizona State Hospital Fund
Used for the treatment of patients at the Arizona State Hospital
Community Placement Services

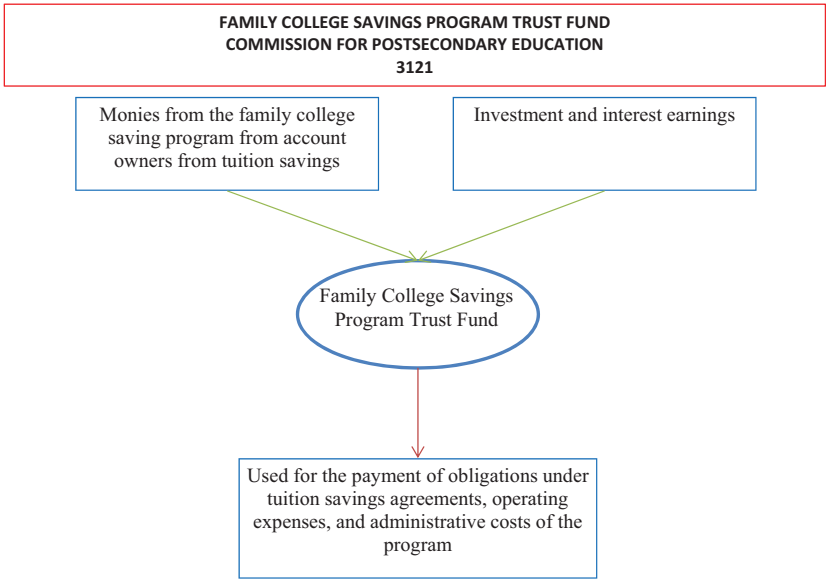
FAMILY COLLEGE SAVINGS PROGRAM TRUST FUND
COMMISSION FOR POSTSECONDARY EDUCATION
3121
Monies from the family college saving program from account owners from tuition savings
Investment and interest earnings
Family College Savings Program Trust Fund
Used for the payment of obligations under tuition savings agreements, operating expenses, and administrative costs of the program

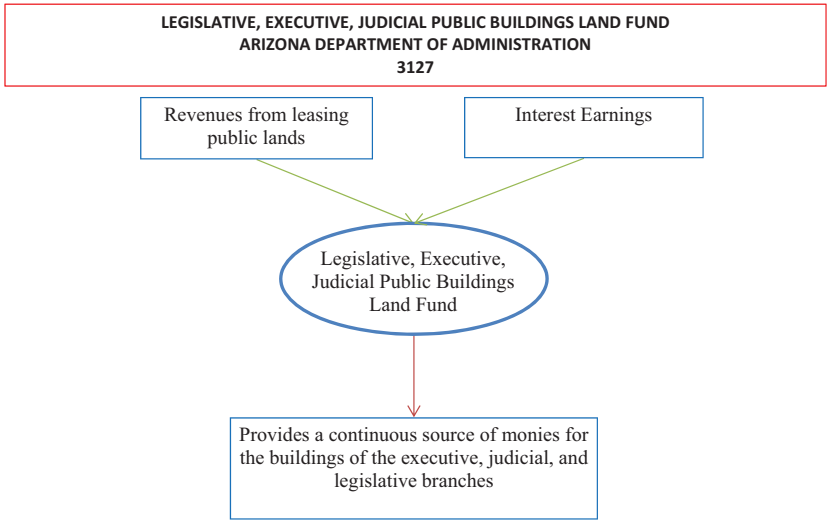
LEGISLATIVE, EXECUTIVE, JUDICIAL PUBLIC BUILDINGS LAND FUND
ARIZONA DEPARTMENT OF ADMINISTRATION
3127
Revenues from leasing public lands
Interest Earnings
Legislative, Executive, Judicial Public Buildings Land Fund
Provides a continuous source of monies for the buildings of the executive, judicial, and legislative branches

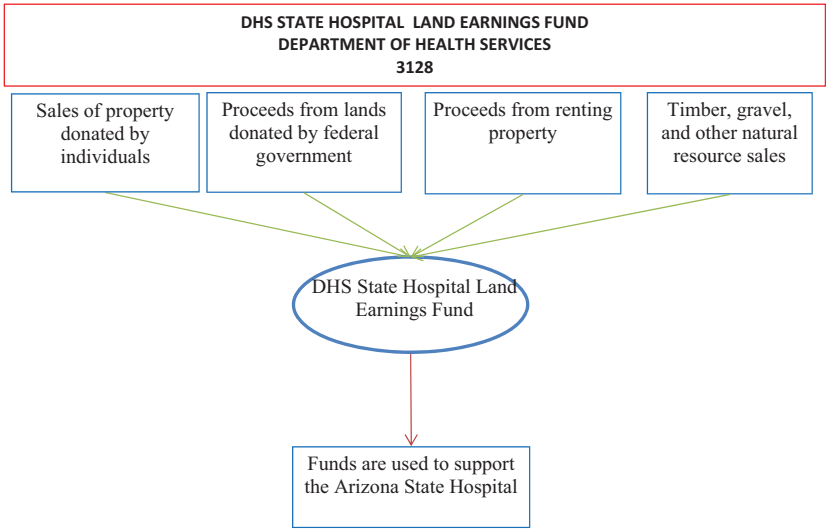
DHS STATE HOSPITAL LAND EARNINGS FUND
DEPARTMENT OF HEALTH SERVICES
3128
Sales of property donated by individuals
Proceeds from lands donated by federal government
Proceeds from renting property
Timber, gravel, and other natural resource sales
DHS State Hospital Land Earnings Fund
Funds are used to support the Arizona State Hospital

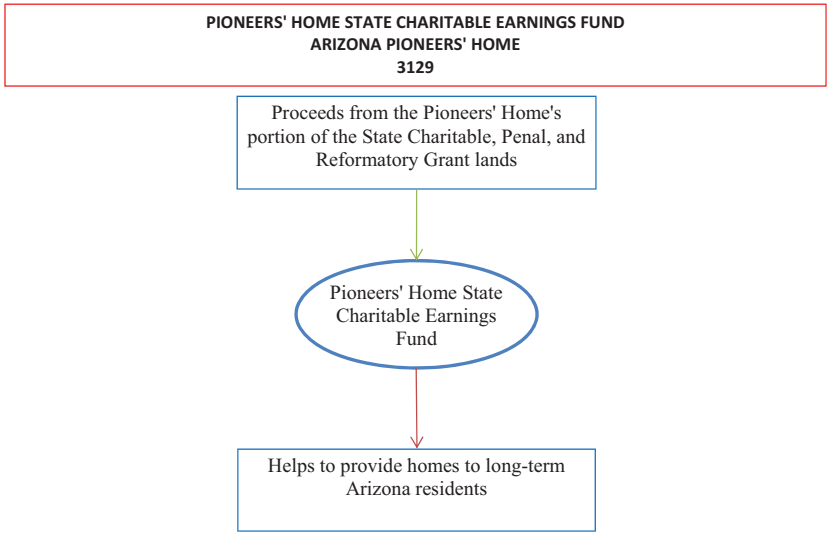
PIONEERS' HOME STATE CHARITABLE EARNINGS FUND
ARIZONA PIONEERS' HOME
3129
Proceeds from the Pioneers' Home's portion of the State Charitable, Penal, and Reformatory Grant lands
Pioneers' Home State Charitable Earnings Fund
Helps to provide homes to long-term Arizona residents

PIONEERS' HOME MINERS' HOSPITAL FUND
ARIZONA PIONEERS' HOME
3130

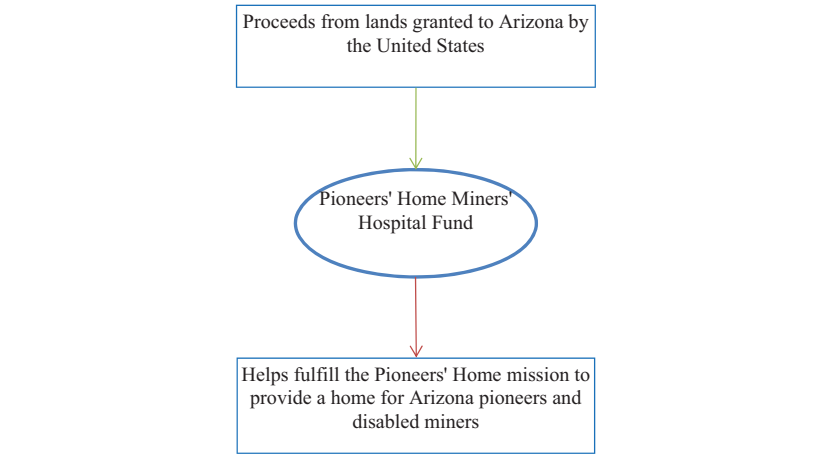

A AND M COLLEGE LAND EARNINGS FUND
ARIZONA BOARD OF REGENTS
3131

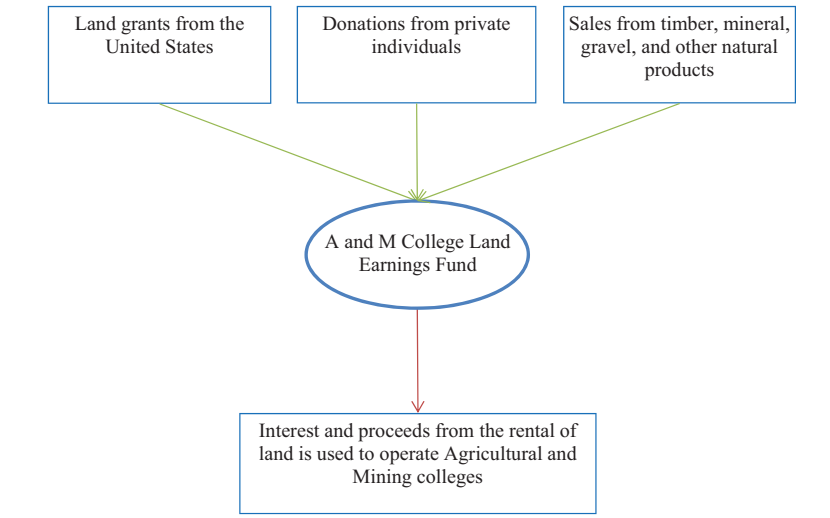

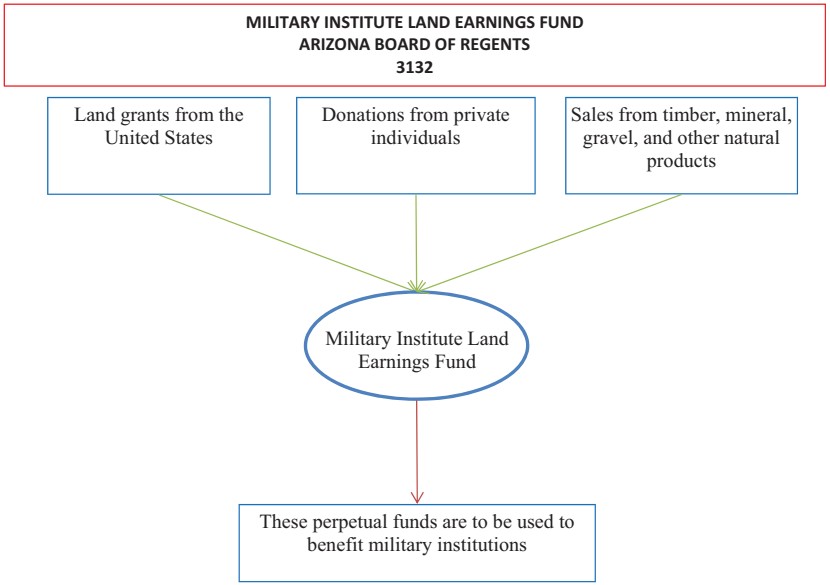
MILITARY INSTITUTE LAND EARNINGS FUND
ARIZONA BOARD OF REGENTS
3132
Land grants from the United States
Donations from private individuals
Sales from timber, mineral, gravel, and other natural products
Military Institute Land Earnings Fund
These perpetual funds are to be used to benefit military institutions

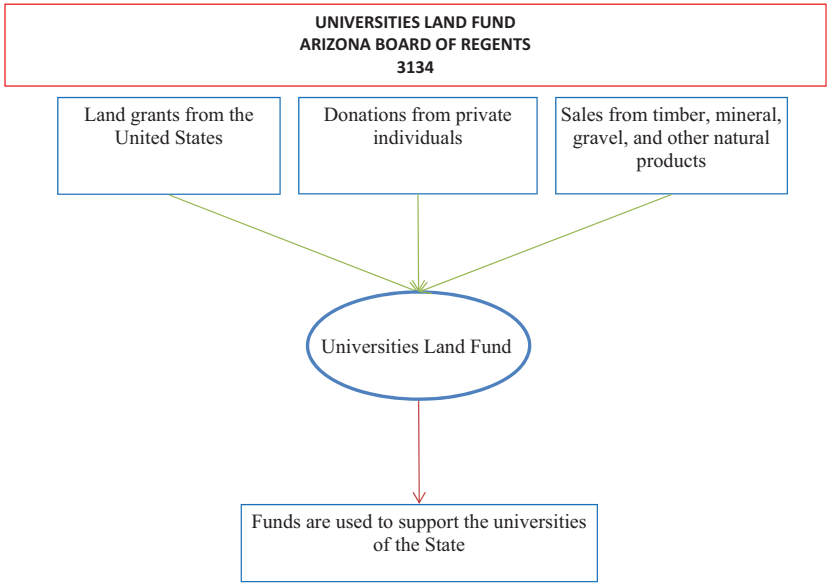
UNIVERSITIES LAND FUND
ARIZONA BOARD OF REGENTS
3134
Land grants from the United States
Donations from private individuals
Sales from timber, mineral, gravel, and other natural products
Universities Land Fund
Funds are used to support the universities of the State

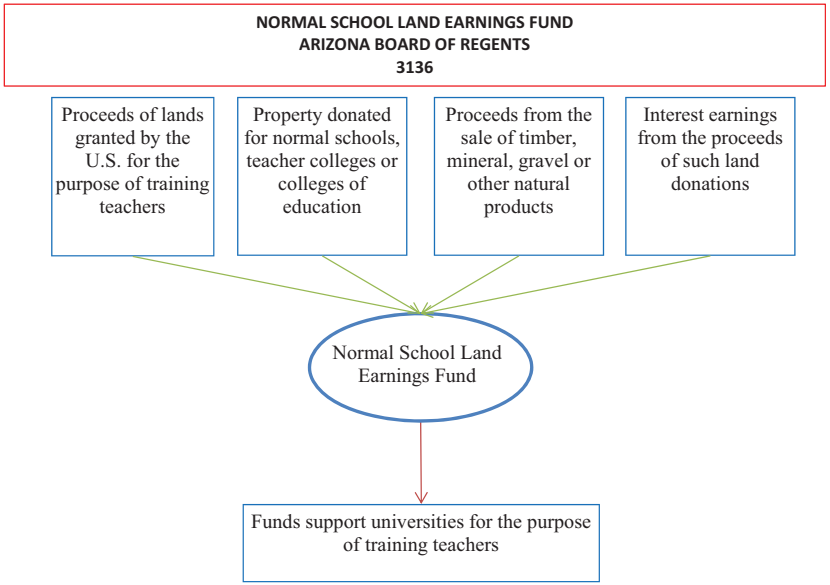
NORMAL SCHOOL LAND EARNINGS FUND
ARIZONA BOARD OF REGENTS
3136
Proceeds of lands granted by the U.S. for the purpose of training teachers
Property donated for normal schools, teacher colleges or colleges of education
Proceeds from the sale of timber, mineral, gravel or other natural products
Interest earnings from the proceeds of such land donations
Normal School Land Earnings Fund
Funds support universities for the purpose of training teachers


PUBLIC INSTITUTION PERMANENT SCHOOL EARNINGS FUND
DEPARTMENT OF EDUCATION
3138
Proceeds from selling or leasing state lands
Interest earnings from land trusts
Public Institution Permanent School Earnings Fund
Funds are used to offset the General Fund obligation for state aid to K-12 schools
Provides debt service for qualified zone academy bonds issued by the School Facilities Board for the deficiencies corrections program

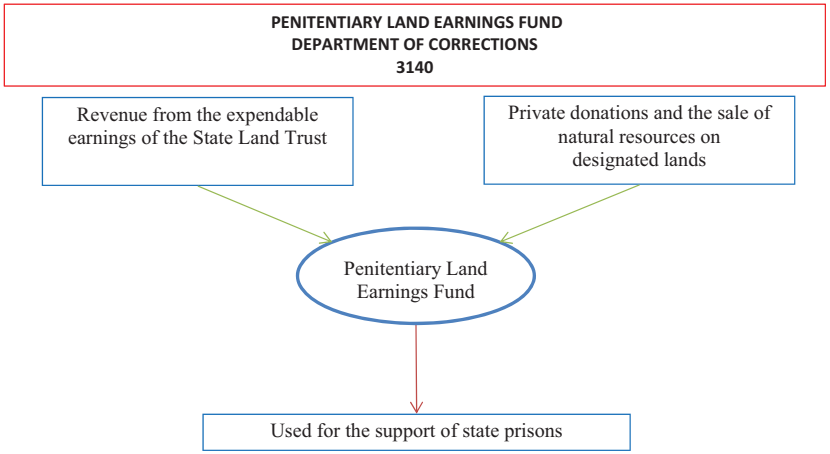
PENITENTIARY LAND EARNINGS FUND
DEPARTMENT OF CORRECTIONS
3140
Revenue from the expendable earnings of the State Land Trust
Private donations and the sale of natural resources on designated lands
Penitentiary Land Earnings Fund
Used for the support of state prisons

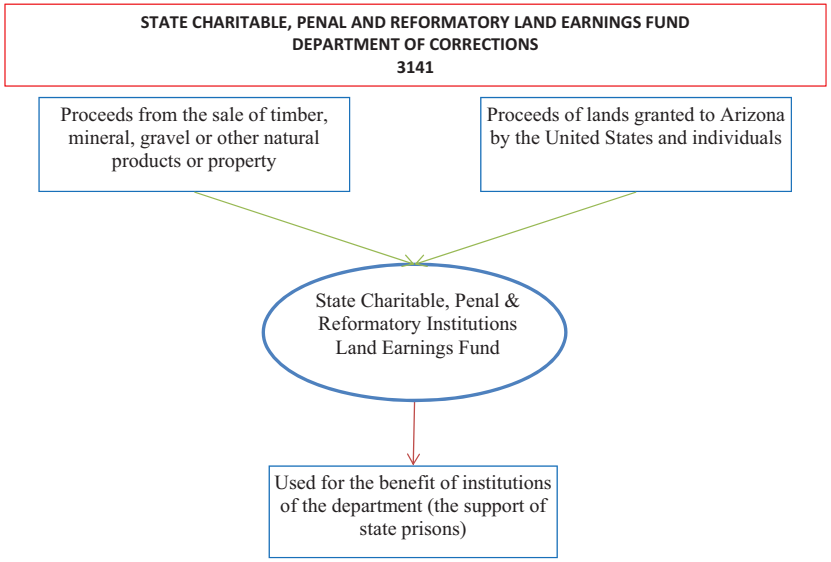
STATE CHARITABLE, PENAL AND REFORMATORY LAND EARNINGS FUND
DEPARTMENT OF CORRECTIONS
3141
Proceeds from the sale of timber, mineral, gravel or other natural products or property
Proceeds of lands granted to Arizona by the United States and individuals
State Charitable, Penal & Reformatory Institutions Land Earnings Fund
Used for the benefit of institutions of the department (the support of state prisons)

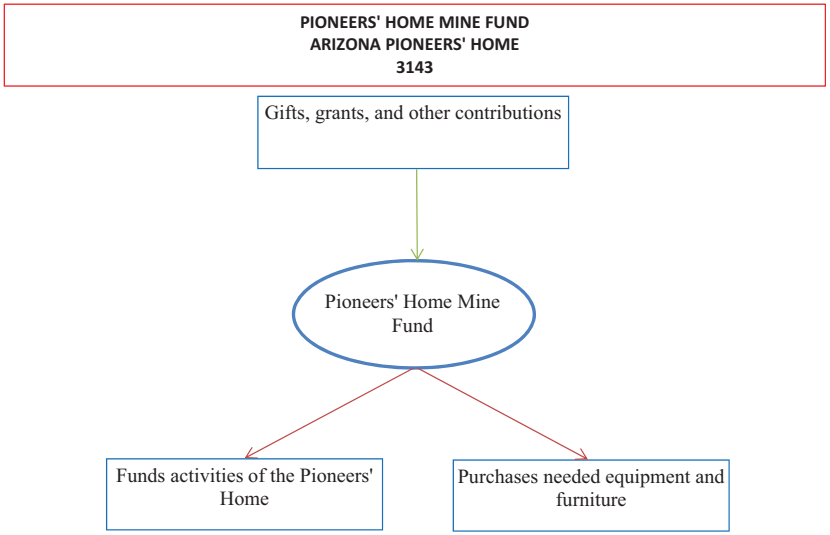
PIONEERS' HOME MINE FUND
ARIZONA PIONEERS' HOME
3143
Gifts, grants, and other contributions
Pioneers' Home Mine Fund
Funds activities of the Pioneers' Home
Purchases needed equipment and furniture

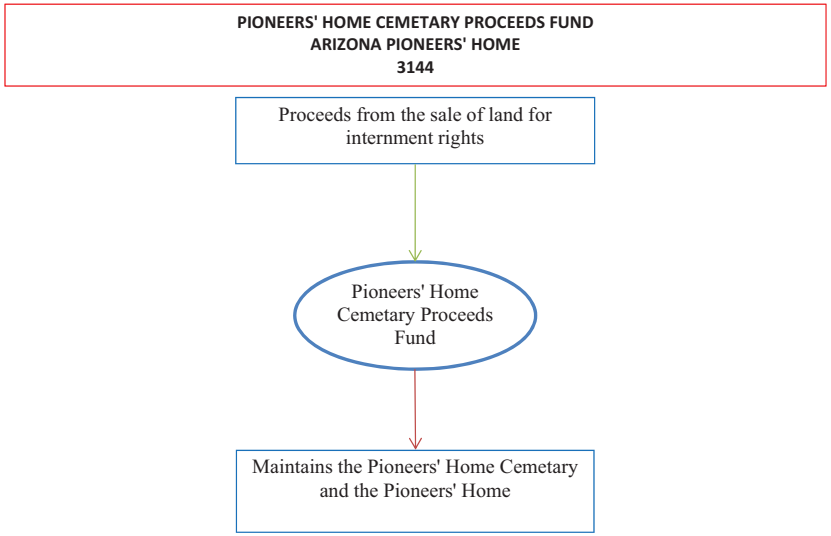
PIONEERS' HOME CEMETARY PROCEEDS FUND
ARIZONA PIONEERS' HOME
3144
Proceeds from the sale of land for internment rights
Pioneers' Home Cemetary Proceeds Fund
Maintains the Pioneers' Home Cemetary and the Pioneers' Home

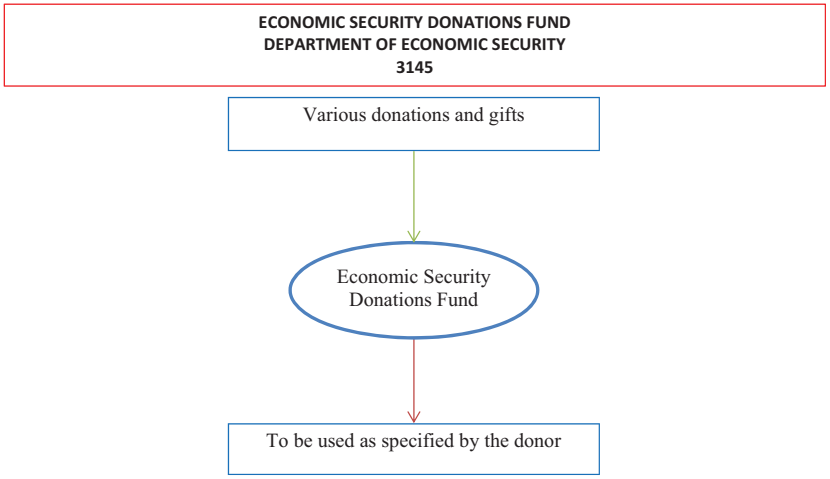
ECONOMIC SECURITY DONATIONS FUND
DEPARTMENT OF ECONOMIC SECURITY
3145
Various donations and gifts
Economic Security Donations Fund
To be used as specified by the donor

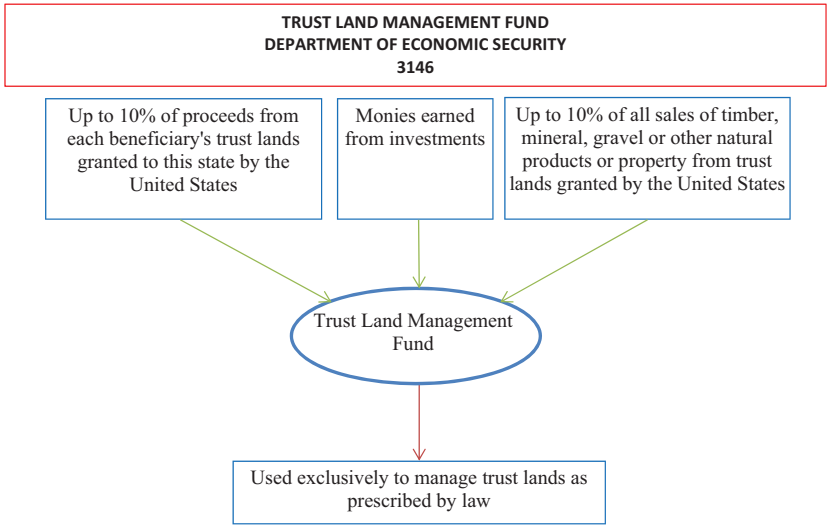
TRUST LAND MANAGEMENT FUND
DEPARTMENT OF ECONOMIC SECURITY
3146
Up to 10% of proceeds from each beneficiary's trust lands granted to this state by the United States
Monies earned from investments
Up to 10% of all sales of timber, mineral, gravel or other natural products or property from trust lands granted by the United States
Trust Land Management Fund
Used exclusively to manage trust lands as prescribed by law

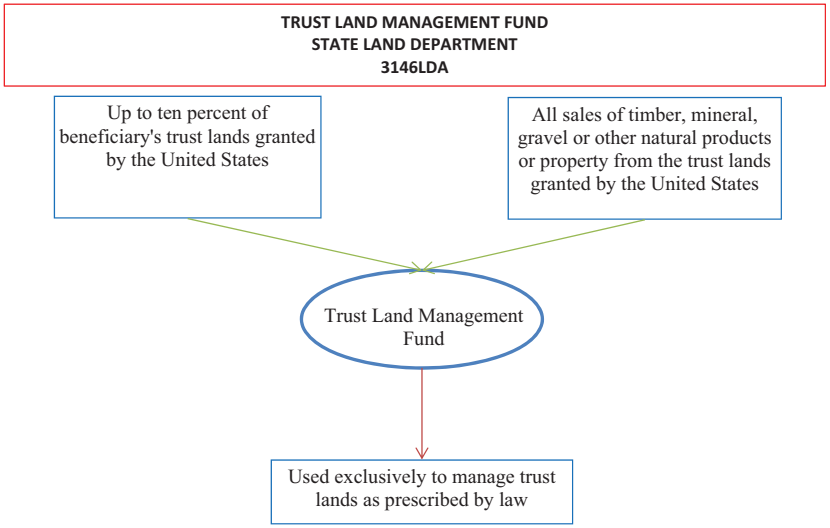
TRUST LAND MANAGEMENT FUND
STATE LAND DEPARTMENT
3146LDA
Up to ten percent of beneficiary's trust lands granted by the United States
All sales of timber, mineral, gravel or other natural products or property from the trust lands granted by the United States
Trust Land Management Fund
Used exclusively to manage trust lands as prescribed by law

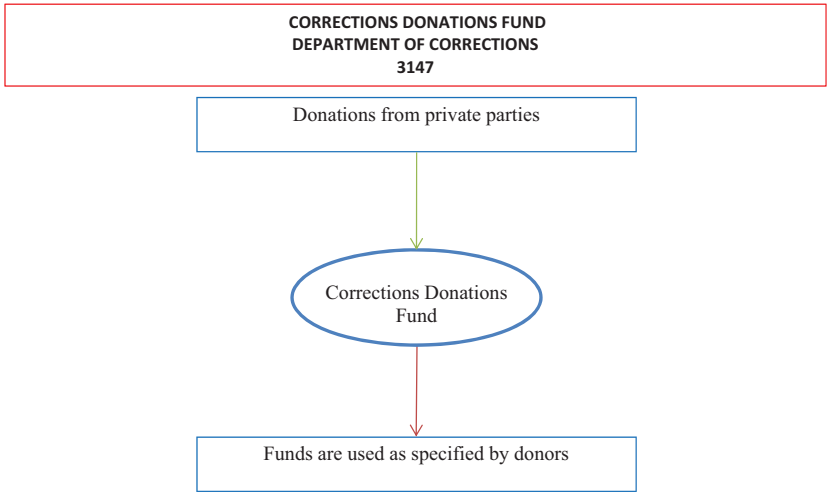
CORRECTIONS DONATIONS FUND
DEPARTMENT OF CORRECTIONS
3147
Donations from private parties
Corrections Donations Fund
Funds are used as specified by donors

TRUST FUND
ARIZONA STATE SCHOOLS FOR THE DEAF AND THE BLIND
3148



ECONOMIC SECURITY CLIENT TRUST FUND
DEPARTMENT OF ECONOMIC SECURITY
3152

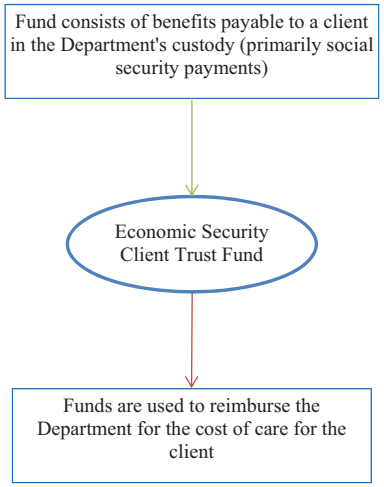

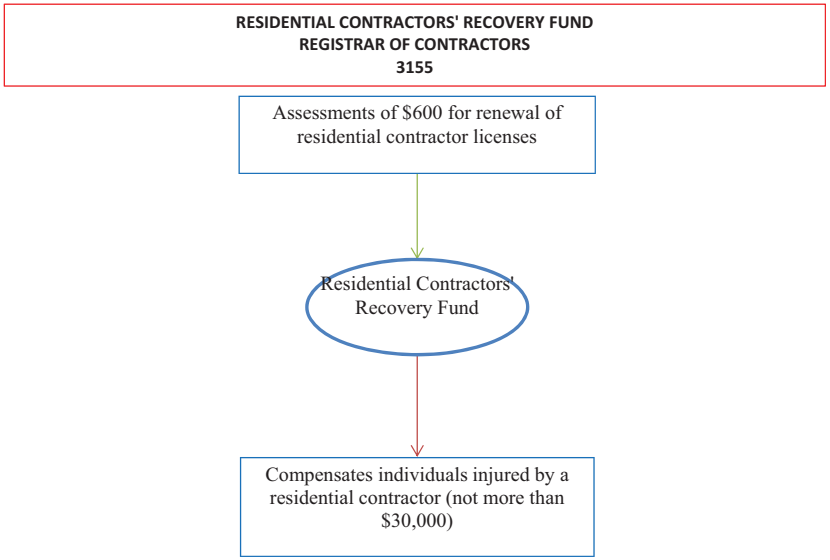
RESIDENTIAL CONTRACTORS' RECOVERY FUND
REGISTRAR OF CONTRACTORS
3155
Assessments of $600 for renewal of residential contractor licenses
Residential Contractors' Recovery Fund
Compensates individuals injured by a residential contractor (not more than $30,000)

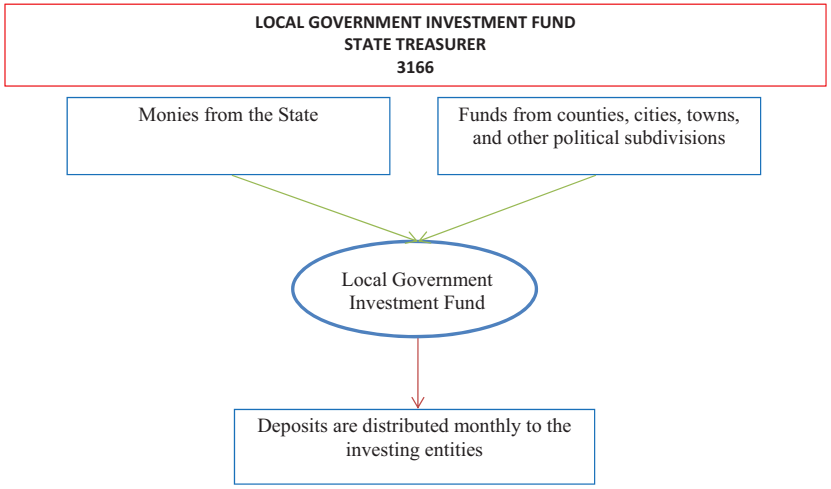
LOCAL GOVERNMENT INVESTMENT FUND
STATE TREASURER
3166
Monies from the State
Funds from counties, cities, towns, and other political subdivisions
Local Government Investment Fund
Deposits are distributed monthly to the investing entities

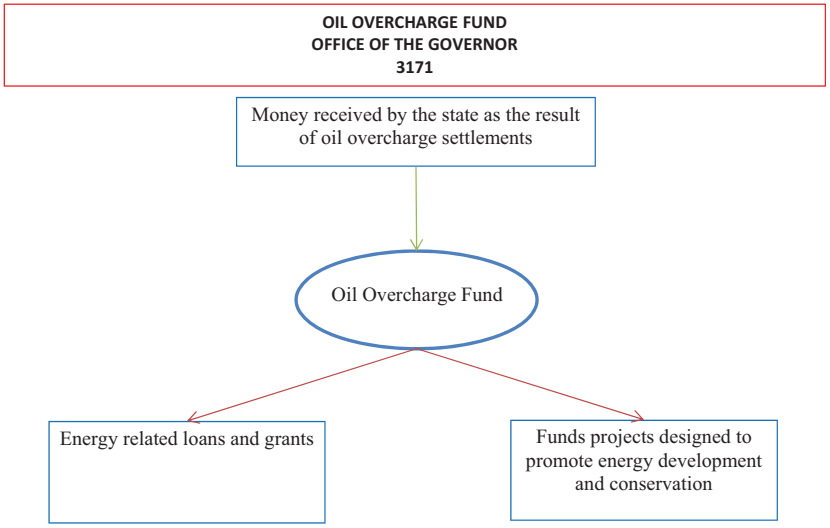

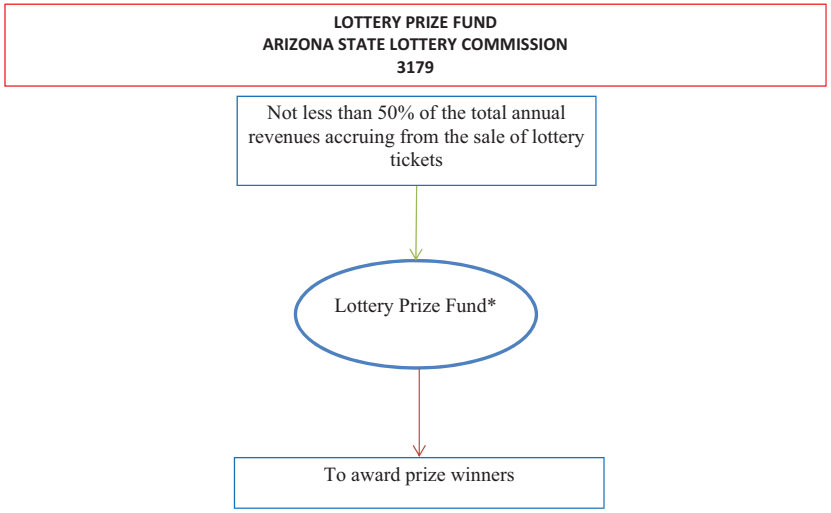

*Note:
30% of all unclaimed prize money after a 180 day period is deposited in the court appointed special advocate fund (A.R.S. 8-524)

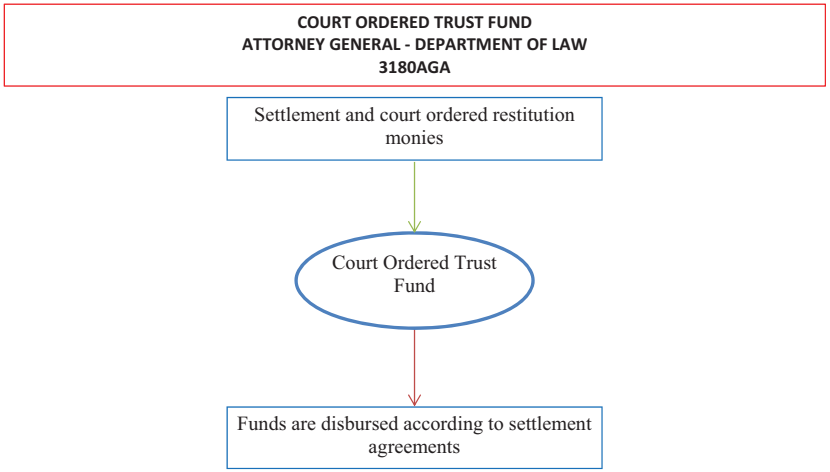
COURT ORDERED TRUST FUND
ATTORNEY GENERAL - DEPARTMENT OF LAW
3180AGA
Settlement and court ordered restitution monies
Court Ordered Trust Fund
Funds are disbursed according to settlement agreements

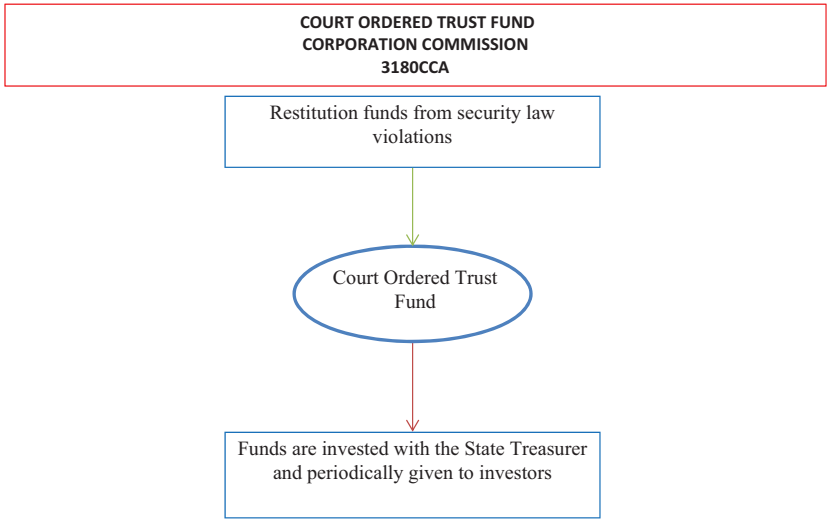
COURT ORDERED TRUST FUND
CORPORATION COMMISSION
3180CCA
Restitution funds from security law violations
Court Ordered Trust Fund
Funds are invested with the State Treasurer and periodically given to investors

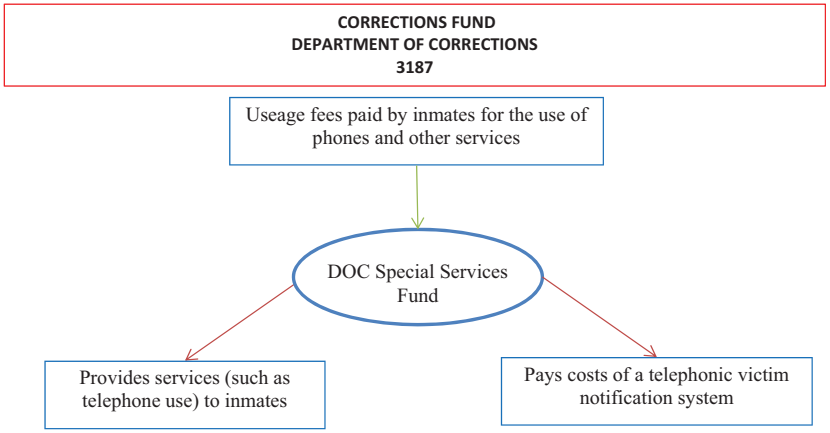
CORRECTIONS FUND
DEPARTMENT OF CORRECTIONS
3187
Useage fees paid by inmates for the use of phones and other services
DOC Special Services Fund
Provides services (such as telephone use) to inmates
Pays costs of a telephonic victim notification system

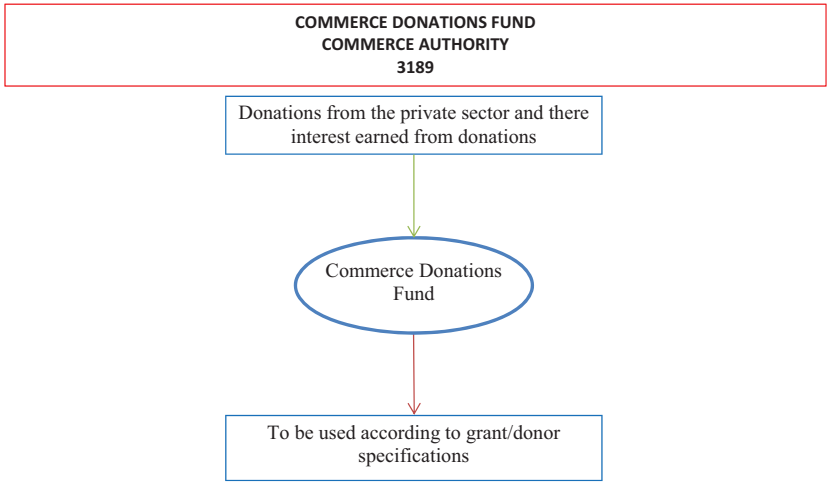
COMMERCE DONATIONS FUND
COMMERCE AUTHORITY
3189
Donations from the private sector and there interest earned from donations
Commerce Donations Fund
To be used according to grant/donor specifications

REVENUE FROM STATE OR LOCAL AGENCY FUND
DEPARTMENT OF ECONOMIC SECURITY
3193

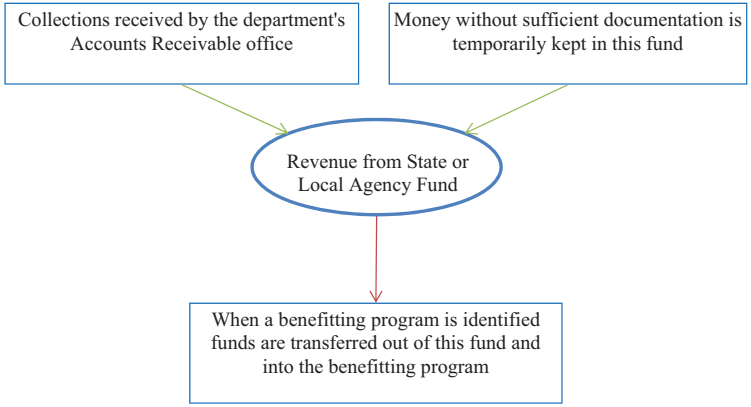

RETIREE ACCUMULATED SICK LEAVE FUND
ARIZONA DEPARTMENT OF ADMINISTRATION
3200

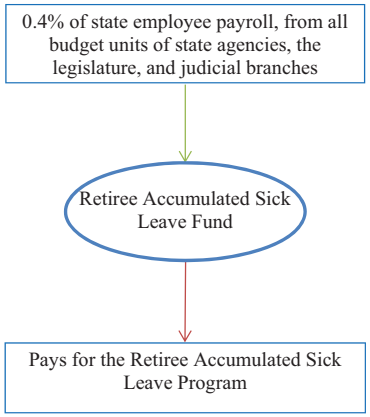

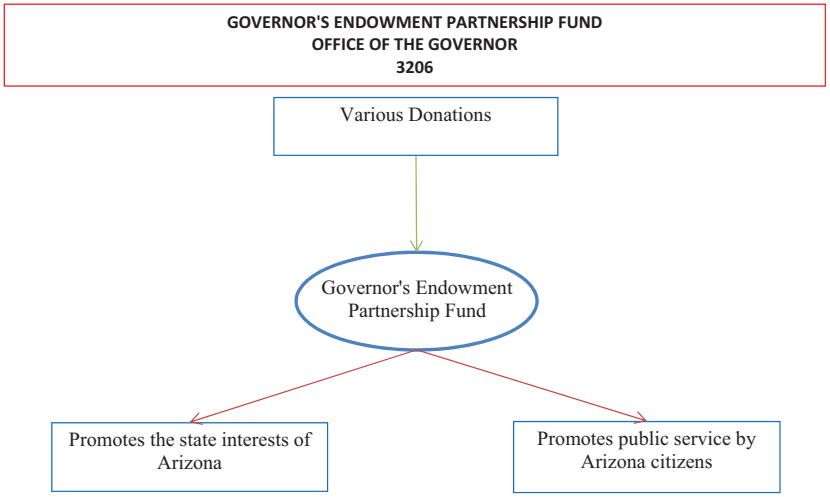
GOVERNOR'S ENDOWMENT PARTNERSHIP FUND
OFFICE OF THE GOVERNOR
3206
Various Donations
Governor's Endowment Partnership Fund
Promotes the state interests of Arizona
Promotes public service by Arizona citizens

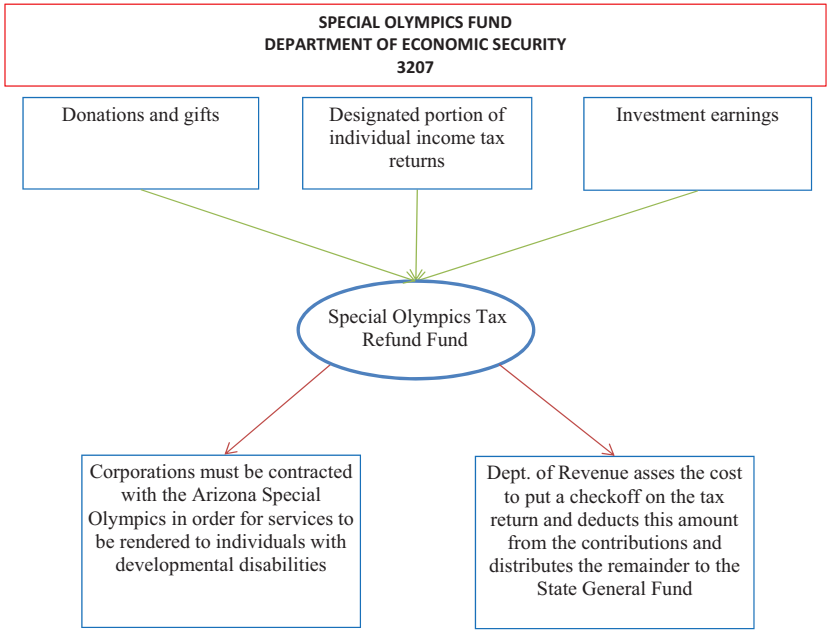
SPECIAL OLYMPICS FUND
DEPARTMENT OF ECONOMIC SECURITY
3207
Donations and gifts
Designated portion of individual income tax returns
Investment earnings
Special Olympics Tax Refund Fund
Corporations must be contracted with the Arizona Special Olympics in order for services to be rendered to individuals with developmental disabilities
Dept. of Revenue asses the cost to put a checkoff on the tax return and deducts this amount from the contributions and distributes the remainder to the State General Fund

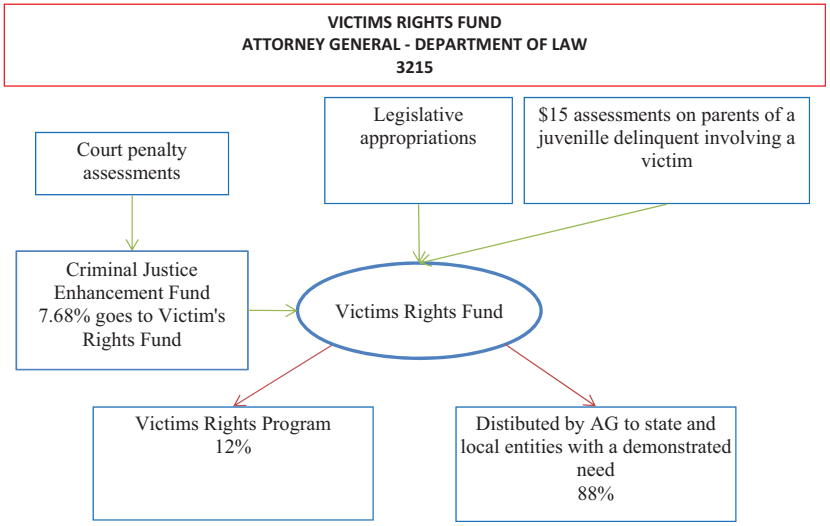
VICTIMS RIGHTS FUND
ATTORNEY GENERAL - DEPARTMENT OF LAW
3215
Court penalty assessments
Legislative appropriations
$15 assessments on parents of a juvenille delinquent involving a victim
Criminal Justice Enhancement Fund 7.68% goes to Victim's Rights Fund
Victims Rights Fund
Victims Rights Program 12%
Distibuted by AG to state and local entities with a demonstrated need 88%

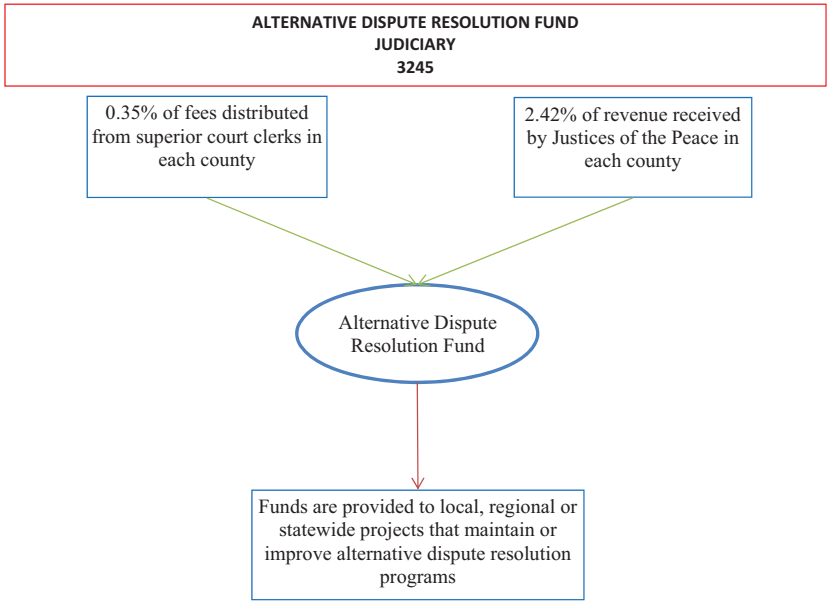
ALTERNATIVE DISPUTE RESOLUTION FUND
JUDICIARY
3245
0.35% of fees distributed from superior court clerks in each county
2.42% of revenue received by Justices of the Peace in each county
Alternative Dispute Resolution Fund
Funds are provided to local, regional or statewide projects that maintain or improve alternative dispute resolution programs

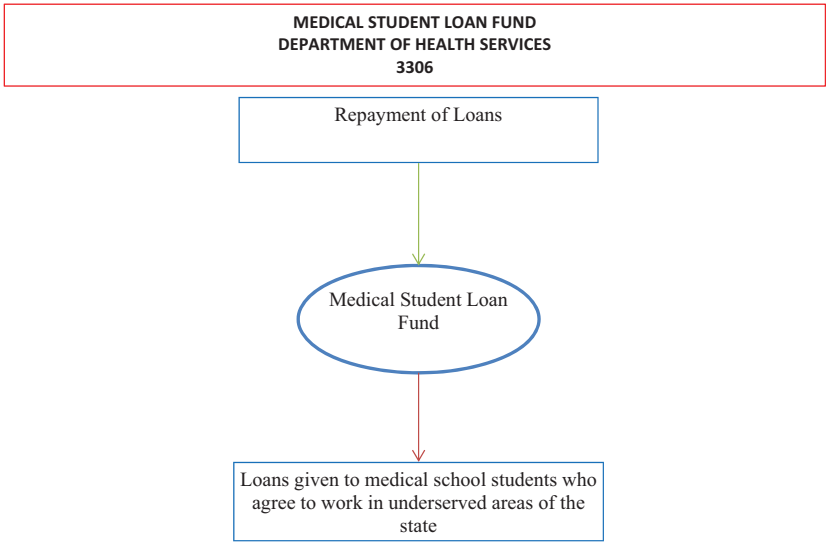
MEDICAL STUDENT LOAN FUND
DEPARTMENT OF HEALTH SERVICES
3306
Repayment of Loans
Medical Student Loan Fund
Loans given to medical school students who agree to work in underserved areas of the state

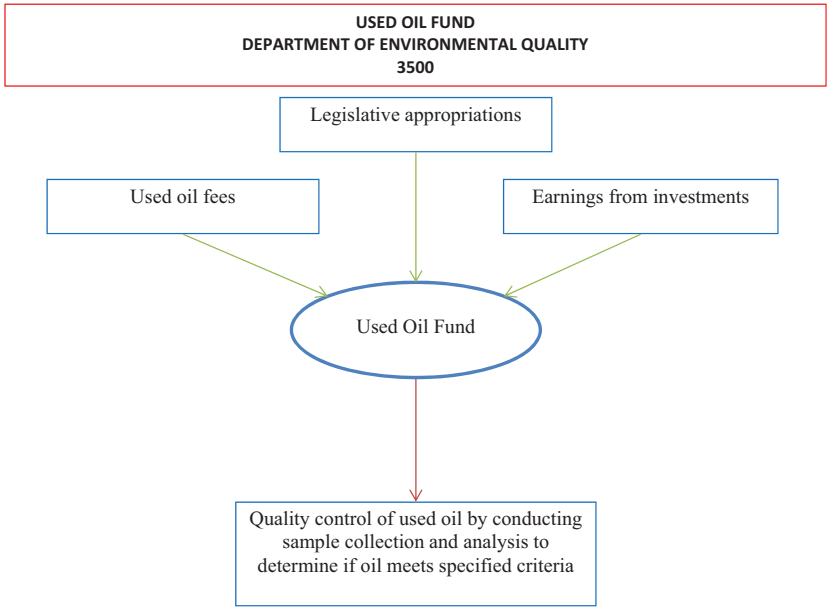
USED OIL FUND
DEPARTMENT OF ENVIRONMENTAL QUALITY
3500
Legislative appropriations
Used oil fees
Earnings from investments
Used Oil Fund
Quality control of used oil by conducting sample collection and analysis to determine if oil meets specified criteria

LOCAL AGENCY DEPOSITS FUND
DEPARTMENT OF TRANSPORTATION
3701

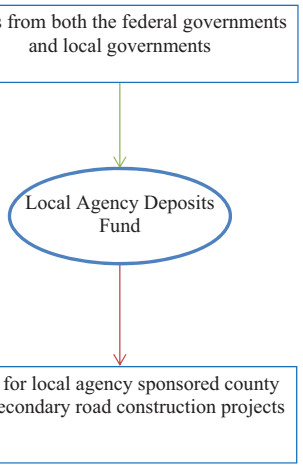

DPS CRIMINAL JUSTICE ENHANCEMENT FUND
DEPARTMENT OF PUBLIC SAFETY
3702

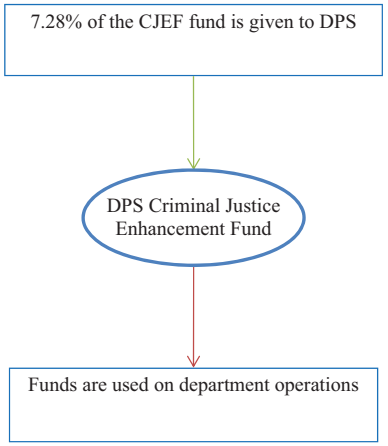

GAME AND FISH SPECIAL STAMP COLLECTION FUND-FOR CA
ARIZONA GAME AND FISH DEPARTMENT
3709

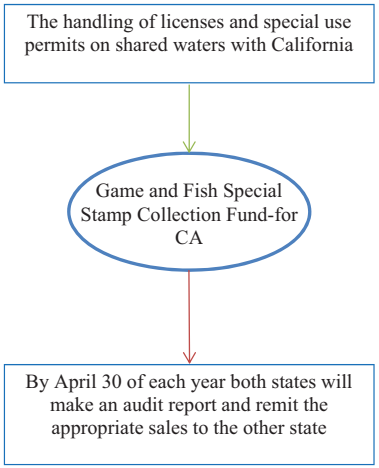

GAME AND FISH KAIBAB CO-OP FUND
ARIZONA GAME AND FISH DEPARTMENT
3714

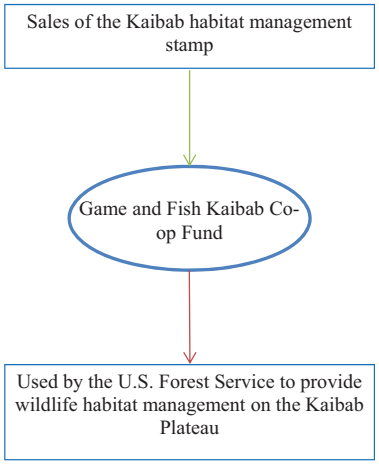

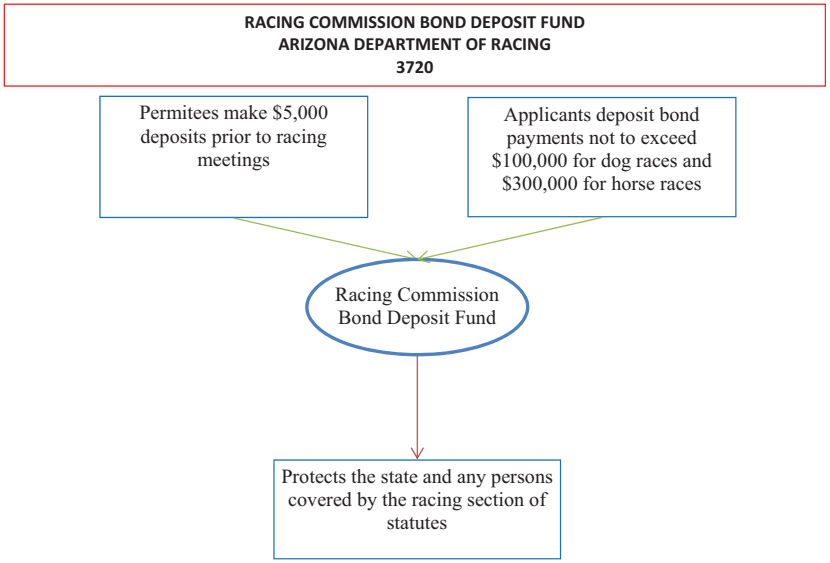
RACING COMMISSION BOND DEPOSIT FUND
ARIZONA DEPARTMENT OF RACING
3720
Permitees make $5,000 deposits prior to racing meetings
Applicants deposit bond payments not to exceed $100,000 for dog races and $300,000 for horse races
Racing Commission Bond Deposit Fund
Protects the state and any persons covered by the racing section of statutes

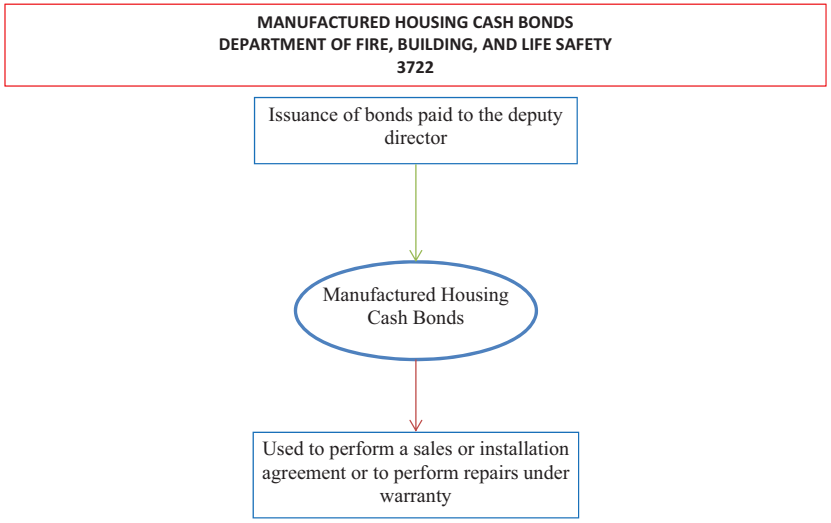
MANUFACTURED HOUSING CASH BONDS
DEPARTMENT OF FIRE, BUILDING, AND LIFE SAFETY
3722
Issuance of bonds paid to the deputy director
Manufactured Housing Cash Bonds
Used to perform a sales or installation agreement or to perform repairs under warranty

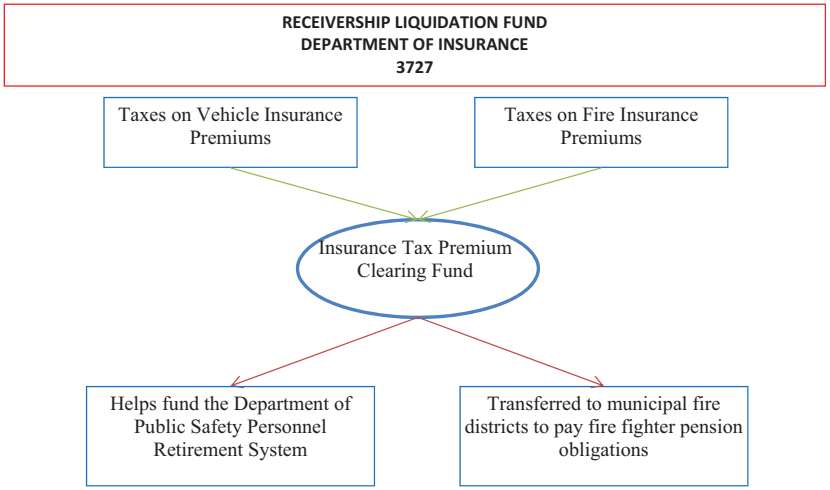
RECEIVERSHIP LIQUIDATION FUND
DEPARTMENT OF INSURANCE
3727
Taxes on Vehicle Insurance Premiums
Taxes on Fire Insurance Premiums
Insurance Tax Premium Clearing Fund
Helps fund the Department of Public Safety Personnel Retirement System
Transferred to municipal fire districts to pay fire fighter pension obligations

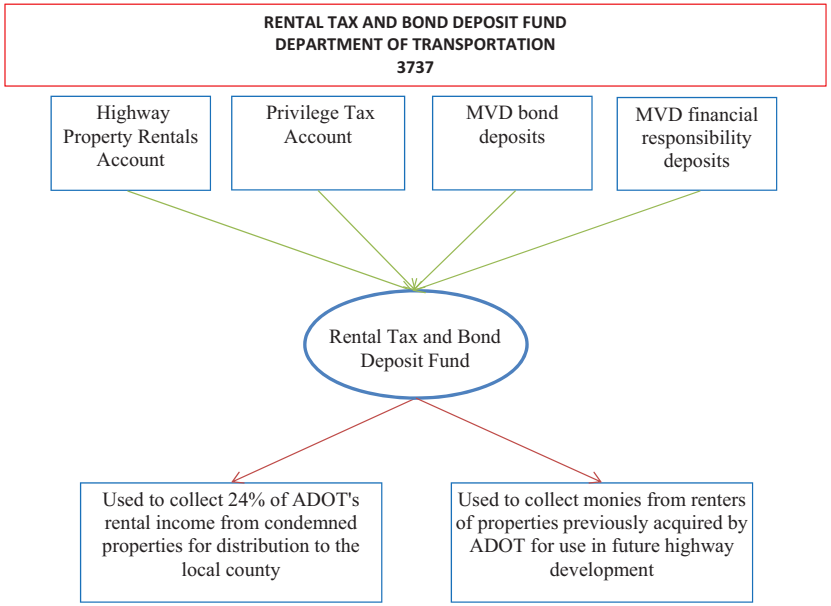
RENTAL TAX AND BOND DEPOSIT FUND
DEPARTMENT OF TRANSPORTATION
3737
Highway Property Rentals Account
Privilege Tax Account
MVD bond deposits
MVD financial responsibility deposits
Rental Tax and Bond Deposit Fund
Used to collect 24% of ADOT's rental income from condemned properties for distribution to the local county
Used to collect monies from renters of properties previously acquired by ADOT for use in future highway development

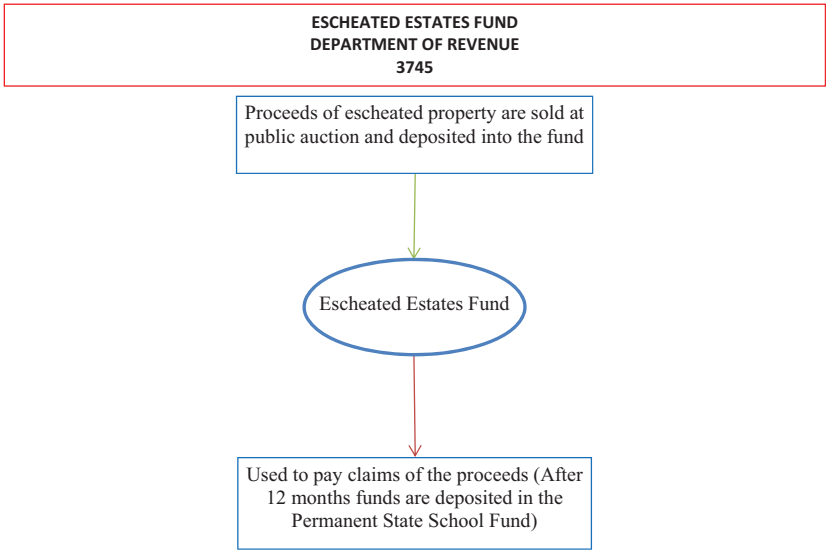
ESCHEATED ESTATES FUND
DEPARTMENT OF REVENUE
3745
Proceeds of escheated property are sold at public auction and deposited into the fund
Escheated Estates Fund
Used to pay claims of the proceeds (After 12 months funds are deposited in the Permanent State School Fund)

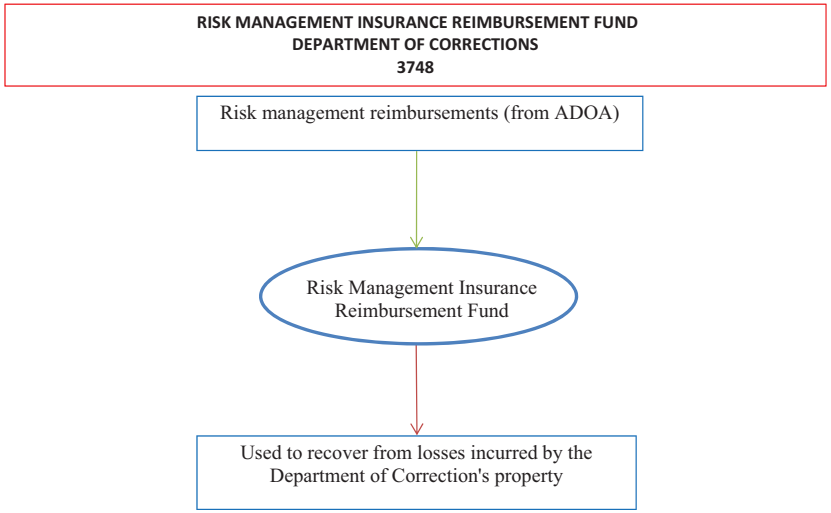
RISK MANAGEMENT INSURANCE REIMBURSEMENT FUND
DEPARTMENT OF CORRECTIONS
3748
Risk management reimbursements (from ADOA)
Risk Management Insurance Reimbursement Fund
Used to recover from losses incurred by the Department of Correction's property

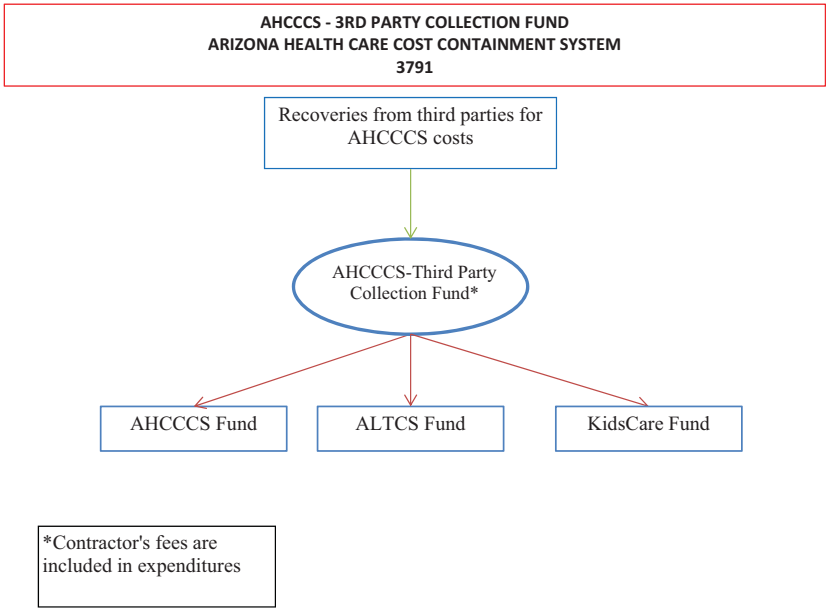
AHCCCS - 3RD PARTY COLLECTION FUND
ARIZONA HEALTH CARE COST CONTAINMENT SYSTEM
3791
Recoveries from third parties for AHCCCS costs
AHCCCS-Third Party Collection Fund*
AHCCCS Fund
ALTCS Fund
KidsCare Fund
*Contractor's fees are included in expenditures

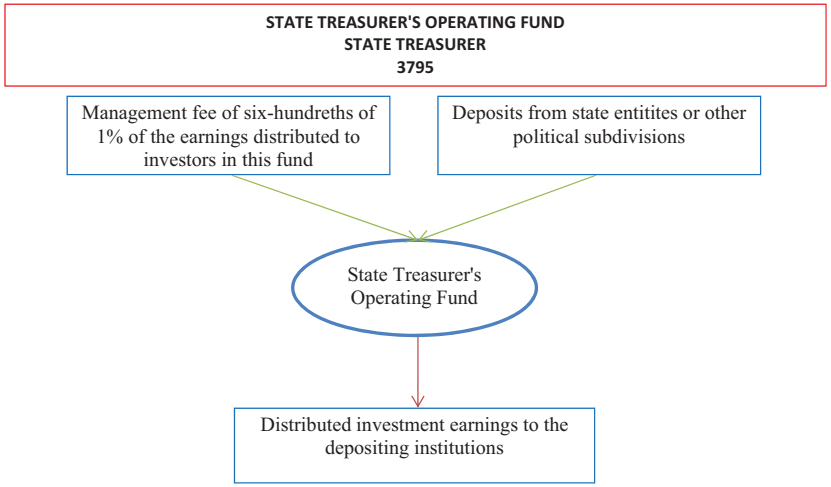
STATE TREASURER'S OPERATING FUND
STATE TREASURER
3795
Management fee of six-hundreths of 1% of the earnings distributed to investors in this fund
Deposits from state entitites or other political subdivisions
State Treasurer's Operating Fund
Distributed investment earnings to the depositing institutions

RAILROAD CORRIDOR ACQUISITION FUND
DEPARTMENT OF TRANSPORTATION
3803

Proceeds received from the sale and delivery of the bonds for the Highway Bond Proceeds Fund

Highway Bond Proceeds Fund

Spent on any lawful purpose not inconsistent with the reosolution(s) authorizing the bonds

BUILDING AND SAFETY REGULATION FUND
DEPARTMENT OF FIRE, BUILDING, AND LIFE SAFETY
3838

Licensing permits and inspection fees from State Fire Marshal and Office of Manufactured Housing

Building and Safety Regulation Fund

Monies in the fund are used to operate the Manufactured Homes and State Fire Marshal programs

ARIZONA EXPOSITION AND STATE FAIR FUND
ARIZONA EXPOSITION AND STATE FAIR
4001

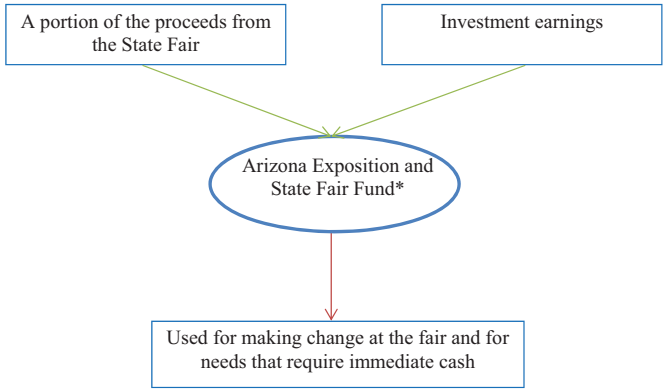

*Monies from this fund do not revert back to the General Fund.
The Fund's balance cannot exceed $20,000 except for the
period of October 1 to November 30 when the fund cannot exceed $50,000.

ARCOR ENTERPRISES REVOLVING FUND
DEPARTMENT OF CORRECTIONS
4002

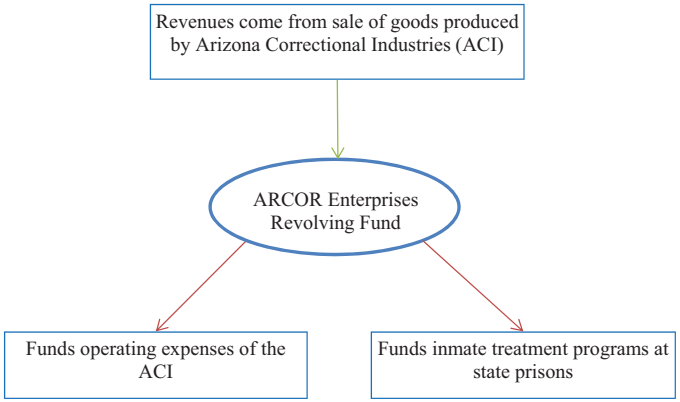

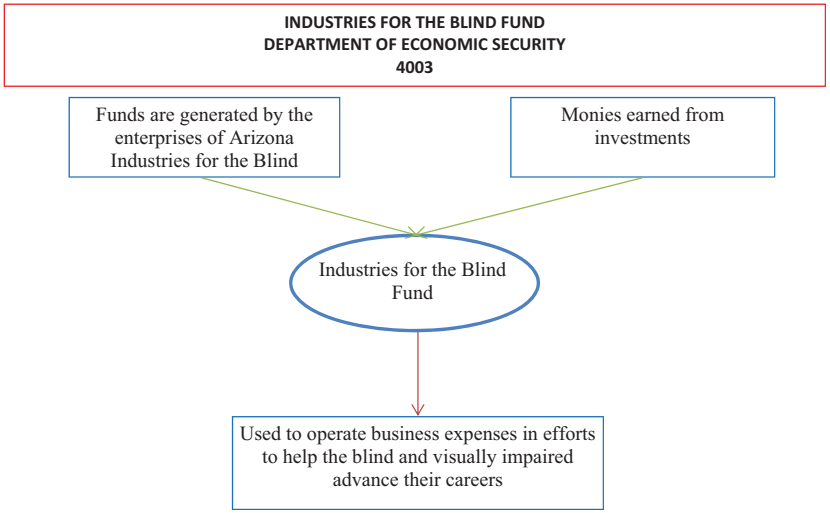
INDUSTRIES FOR THE BLIND FUND
DEPARTMENT OF ECONOMIC SECURITY
4003
Funds are generated by the enterprises of Arizona Industries for the Blind
Monies earned from investments
Industries for the Blind Fund
Used to operate business expenses in efforts to help the blind and visually impaired advance their careers

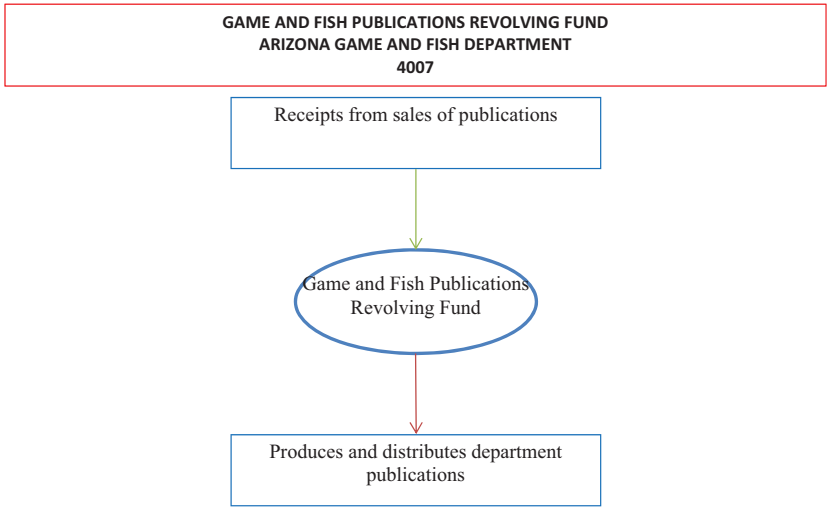
GAME AND FISH PUBLICATIONS REVOLVING FUND
ARIZONA GAME AND FISH DEPARTMENT
4007
Receipts from sales of publications
Game and Fish Publications Revolving Fund
Produces and distributes department publications

FEDERAL ECONOMIC RECOVERY FUND
DEPARTMENT OF STATE, SECRETARY OF STATE
4008

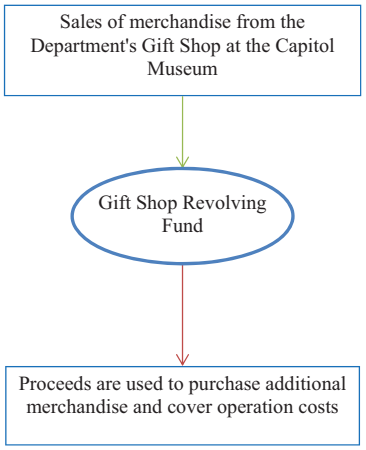

RESOURCE ANALYSIS REVOLVING FUND
STATE LAND DEPARTMENT
4009

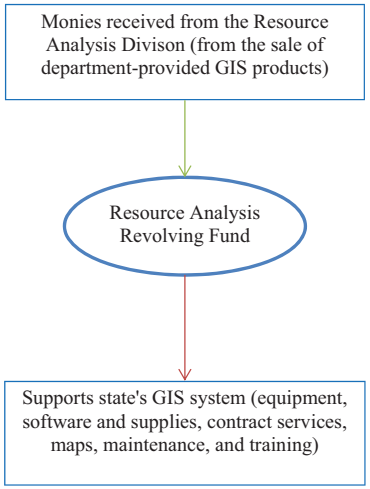

REAL ESTATE EDUCATION REVOLVING FUND
DEPARTMENT OF REAL ESTATE
4011

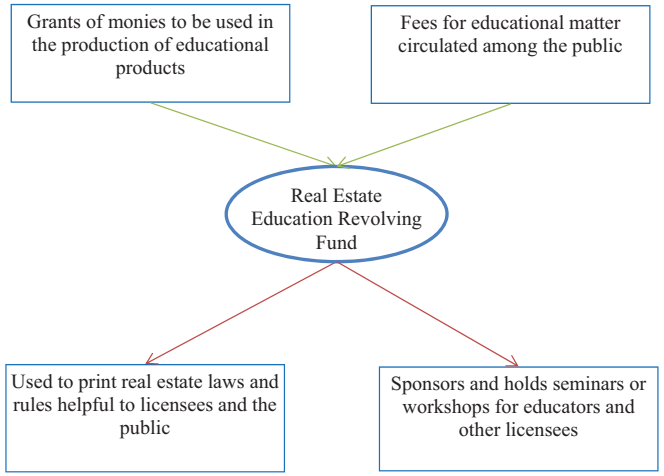

INDIAN AFFAIRS COMM PUBLICATIONS FUND
ARIZONA COMMISSION OF INDIAN AFFAIRS
4013

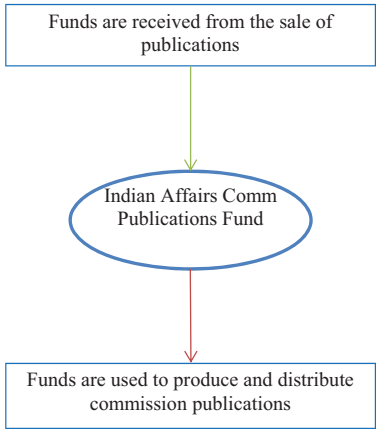

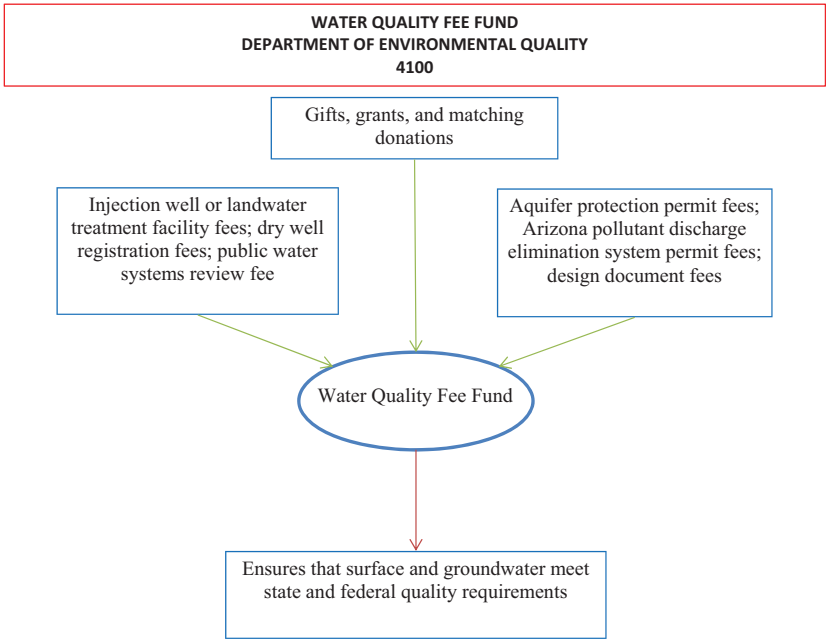
WATER QUALITY FEE FUND
DEPARTMENT OF ENVIRONMENTAL QUALITY
4100
Gifts, grants, and matching donations
Injection well or landwater treatment facility fees; dry well registration fees; public water systems review fee
Aquifer protection permit fees; Arizona pollutant discharge elimination system permit fees; design document fees
Water Quality Fee Fund
Ensures that surface and groundwater meet state and federal quality requirements

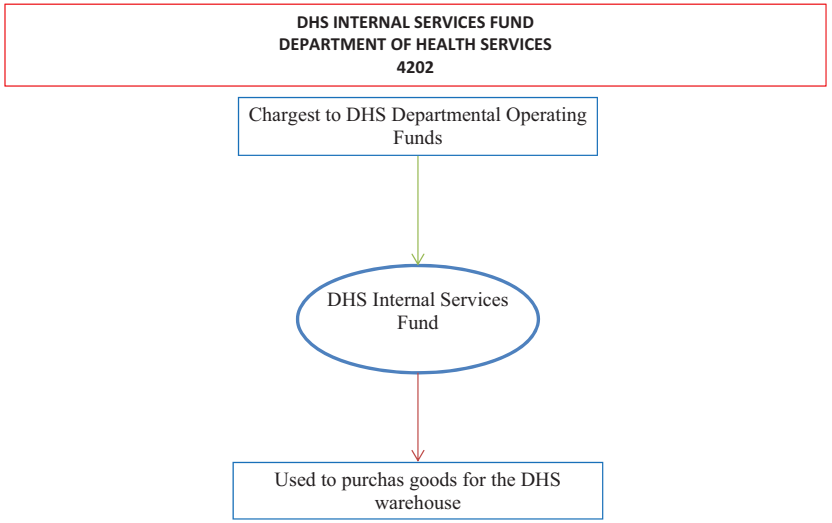
DHS INTERNAL SERVICES FUND
DEPARTMENT OF HEALTH SERVICES
4202
Chargest to DHS Departmental Operating Funds
DHS Internal Services Fund
Used to purchas goods for the DHS warehouse

MOTOR POOL REVOLVING FUND
ARIZONA DEPARTMENT OF ADMINISTRATION
4204

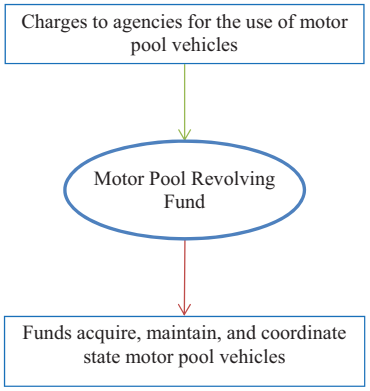

SPECIAL SERVICES FUND
4208

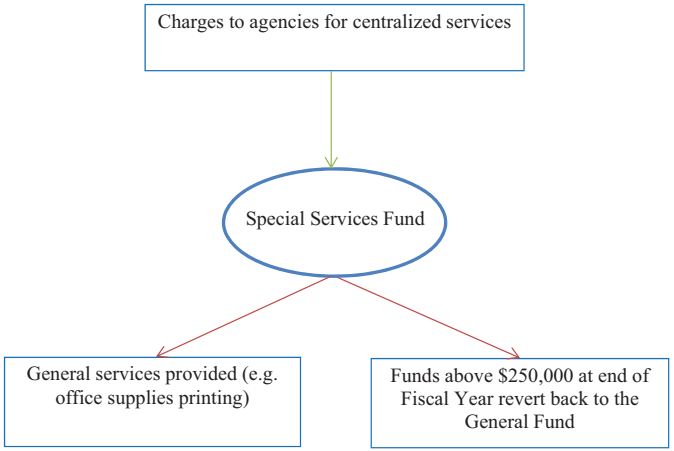

DOE INTERNAL SERVICES FUND
DEPARTMENT OF EDUCATION
4209

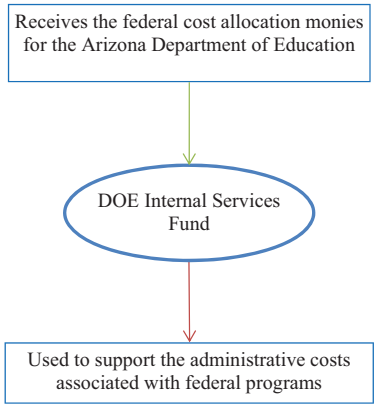

EDUCATION COMMODITY FUND
DEPARTMENT OF EDUCATION
4210

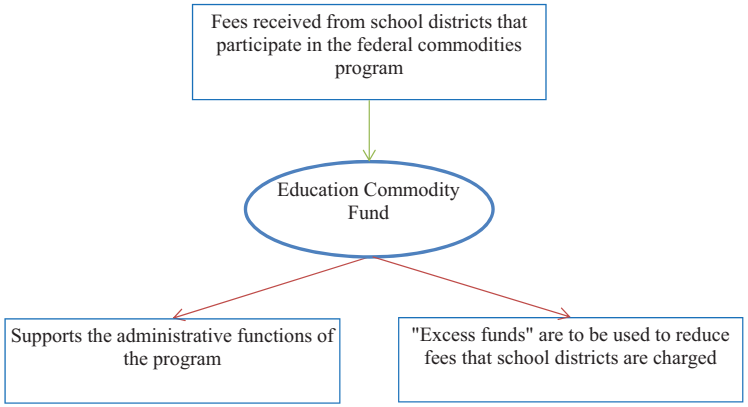

EDUCATION PRINTING FUND
DEPARTMENT OF EDUCATION
4211

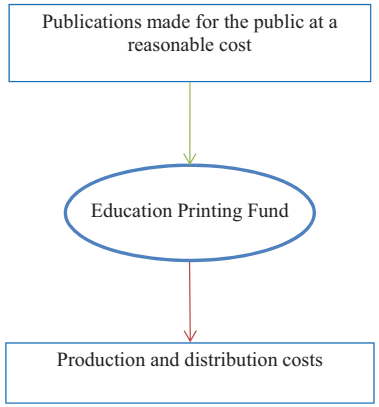

CO-OP ST PURCHASING FUND
ARIZONA DEPARTMENT OF ADMINISTRATION
4213

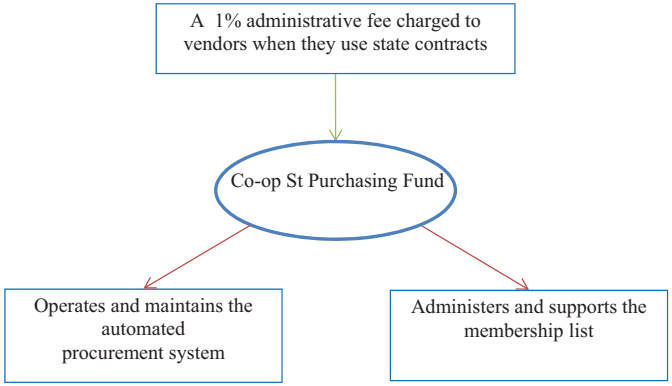

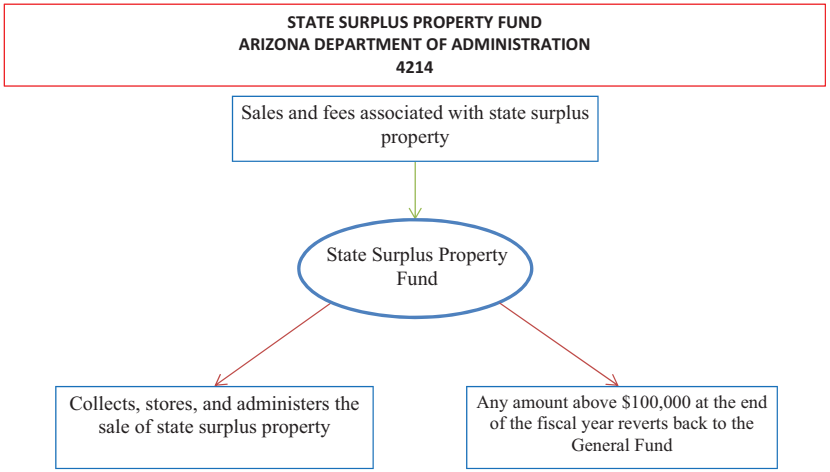
STATE SURPLUS PROPERTY FUND
ARIZONA DEPARTMENT OF ADMINISTRATION
4214
Sales and fees associated with state surplus property
State Surplus Property Fund
Collects, stores, and administers the sale of state surplus property
Any amount above $100,000 at the end of the fiscal year reverts back to the General Fund

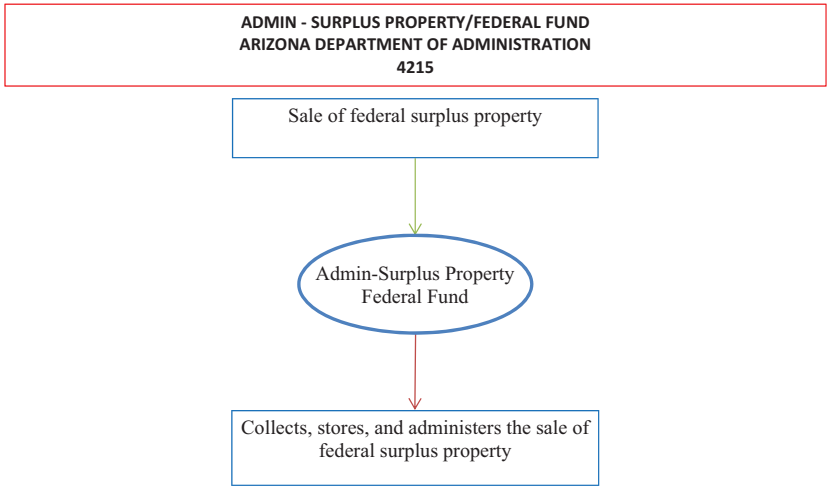
ADMIN - SURPLUS PROPERTY/FEDERAL FUND
ARIZONA DEPARTMENT OF ADMINISTRATION
4215
Sale of federal surplus property
Admin-Surplus Property Federal Fund
Collects, stores, and administers the sale of federal surplus property

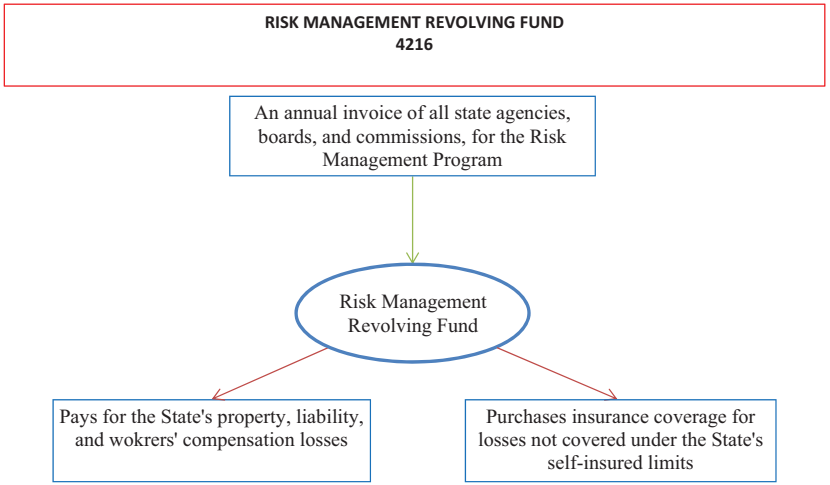
RISK MANAGEMENT REVOLVING FUND
4216
An annual invoice of all state agencies, boards, and commissions, for the Risk Management Program
Risk Management Revolving Fund
Pays for the State's property, liability, and wokrers' compensation losses
Purchases insurance coverage for losses not covered under the State's self-insured limits

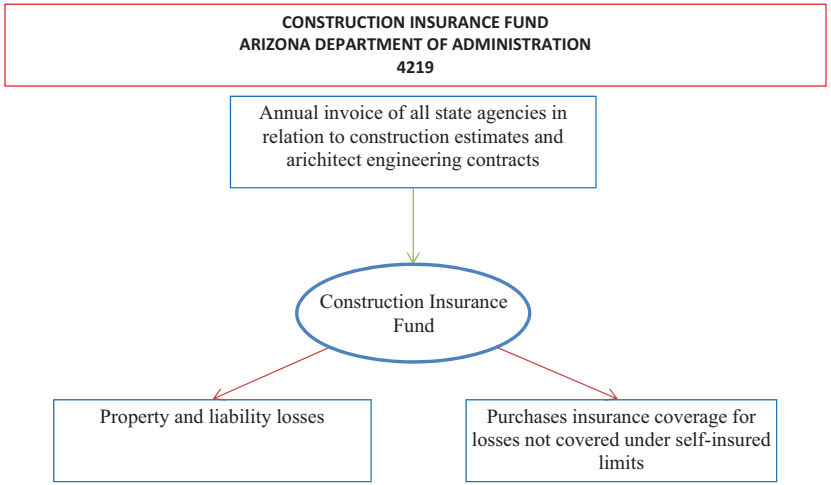
CONSTRUCTION INSURANCE FUND
ARIZONA DEPARTMENT OF ADMINISTRATION
4219
Annual invoice of all state agencies in relation to construction estimates and arichitect engineering contracts
Construction Insurance Fund
Property and liability losses
Purchases insurance coverage for losses not covered under self-insured limits

ASDB COOPERATIVE SERVICES FUND
ARIZONA STATE SCHOOLS FOR THE DEAF AND THE BLIND
4221
Revenues from tuition
Special education voucher money
ASDB Cooperative
Supports educational programs and supplemental services for the five state regional cooperatives

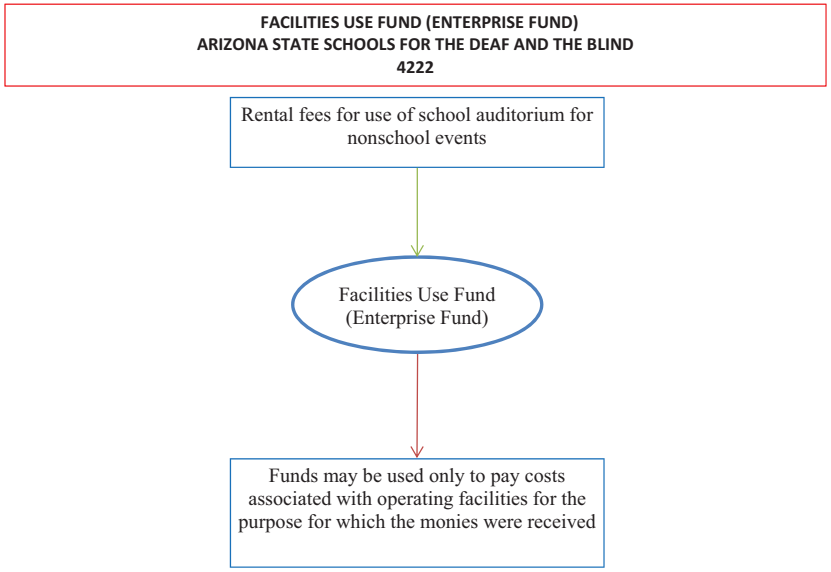
FACILITIES USE FUND (ENTERPRISE FUND)
ARIZONA STATE SCHOOLS FOR THE DEAF AND THE BLIND
4222
Rental fees for use of school auditorium for nonschool events
Facilities Use Fund (Enterprise Fund)
Funds may be used only to pay costs associated with operating facilities for the purpose for which the monies were received

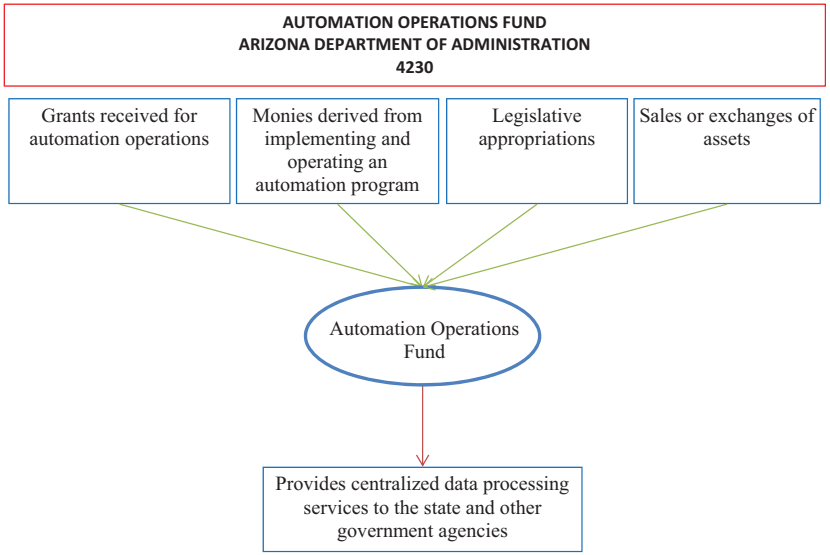
AUTOMATION OPERATIONS FUND
ARIZONA DEPARTMENT OF ADMINISTRATION
4230
Grants received for automation operations
Monies derived from implementing and operating an automation program
Legislative appropriations
Sales or exchanges of assets
Automation Operations Fund
Provides centralized data processing services to the state and other government agencies

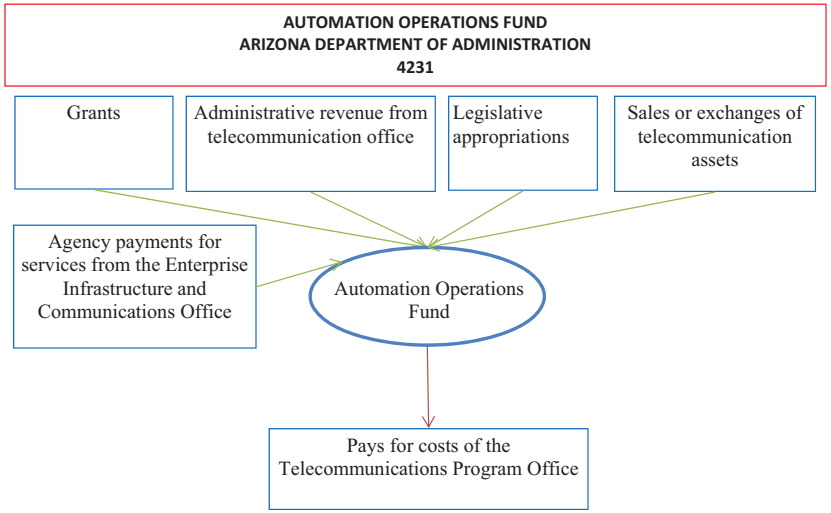
AUTOMATION OPERATIONS FUND
ARIZONA DEPARTMENT OF ADMINISTRATION
4231
Grants
Administrative revenue from telecommunication office
Legislative appropriations
Sales or exchanges of telecommunication assets
Agency payments for services from the Enterprise Infrastructure and Communications Office
Automation Operations Fund
Pays for costs of the Telecommunications Program Office

ATTORNEY GENERAL LEGAL SERVICES COST ALLOCATION FUND
ATTORNEY GENERAL - DEPARTMENT OF LAW
4240

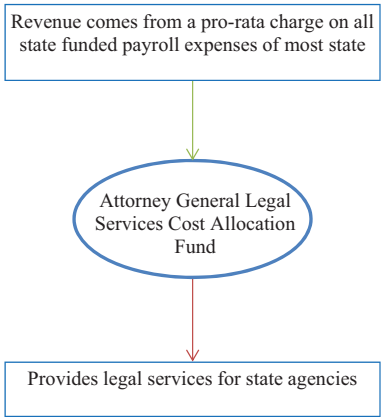

HIGHWAY DEBT SERVICE FUND
DEPARTMENT OF TRANSPORTATION
5004

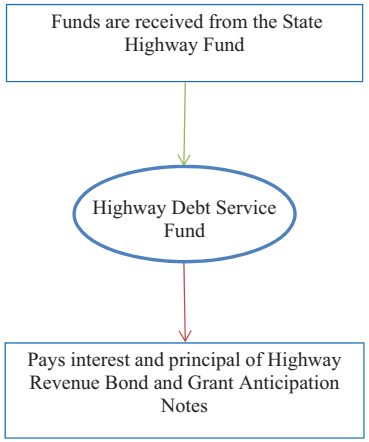

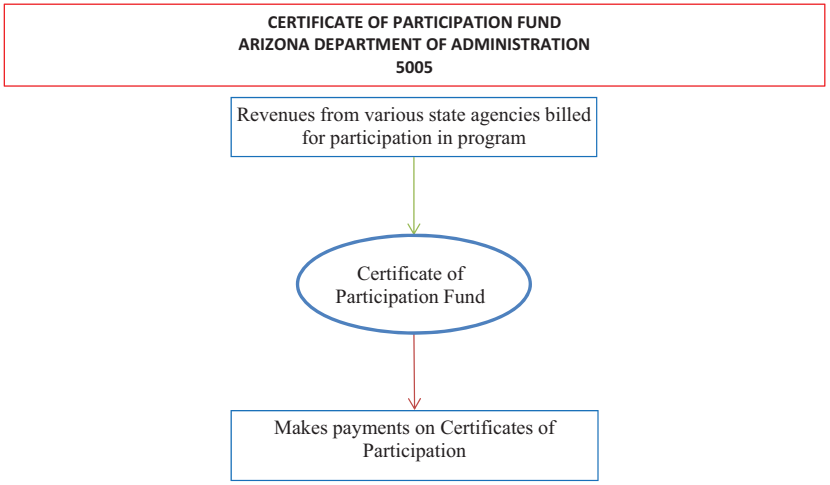
CERTIFICATE OF PARTICIPATION FUND
ARIZONA DEPARTMENT OF ADMINISTRATION
5005
Revenues from various state agencies billed for participation in program
Certificate of Participation Fund
Makes payments on Certificates of Participation

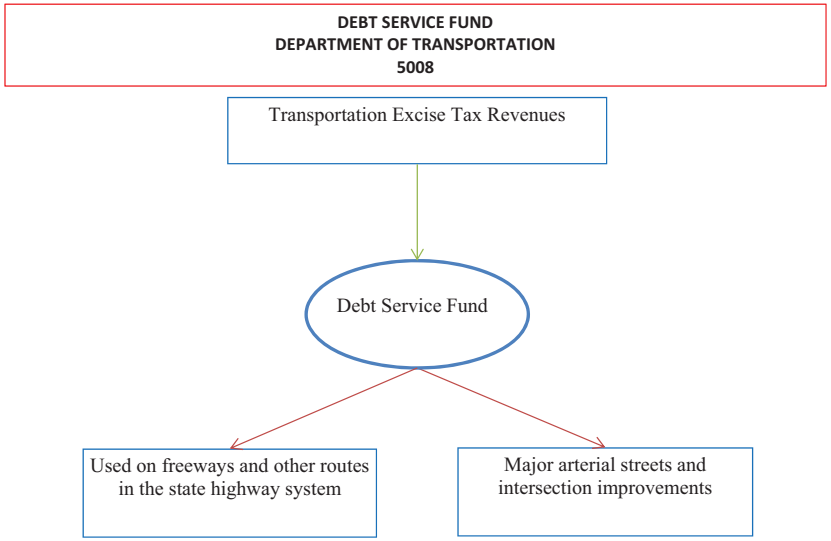
DEBT SERVICE FUND
DEPARTMENT OF TRANSPORTATION
5008
Transportation Excise Tax Revenues
Debt Service Fund
Used on freeways and other routes in the state highway system
Major arterial streets and intersection improvements

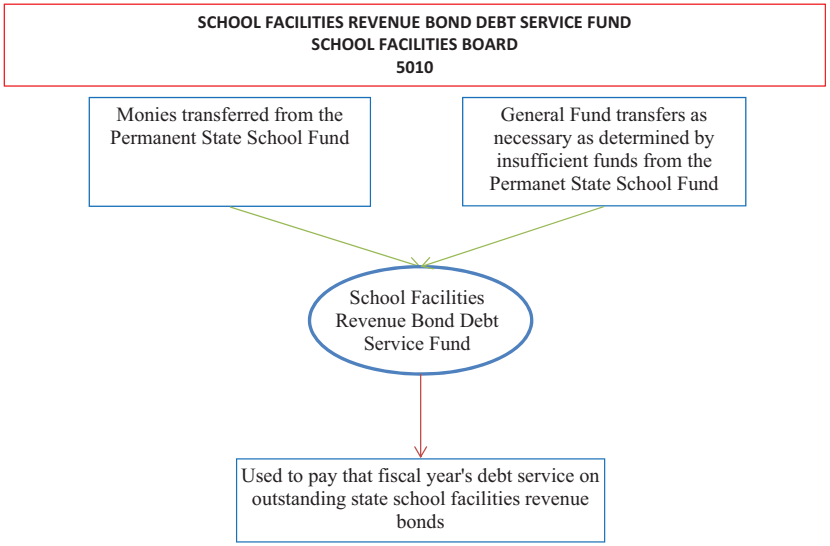
SCHOOL FACILITIES REVENUE BOND DEBT SERVICE FUND
SCHOOL FACILITIES BOARD
5010
Monies transferred from the Permanent State School Fund
General Fund transfers as necessary as determined by insufficient funds from the Permanet State School Fund
School Facilities Revenue Bond Debt Service Fund
Used to pay that fiscal year's debt service on outstanding state school facilities revenue bonds

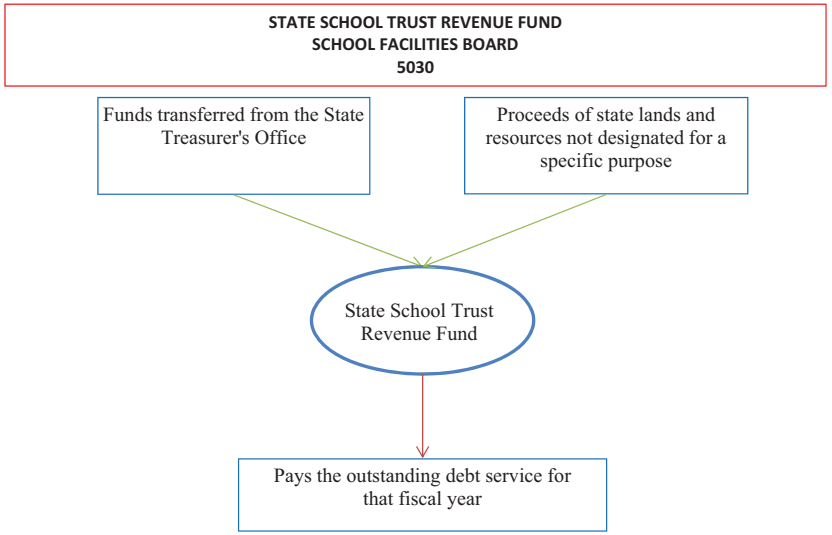
STATE SCHOOL TRUST REVENUE FUND
SCHOOL FACILITIES BOARD
5030
Funds transferred from the State Treasurer's Office
Proceeds of state lands and resources not designated for a specific purpose
State School Trust Revenue Fund
Pays the outstanding debt service for that fiscal year

INDIRECT COST FUND
DEPARTMENT OF ENVIRONMENTAL QUALITY
7000

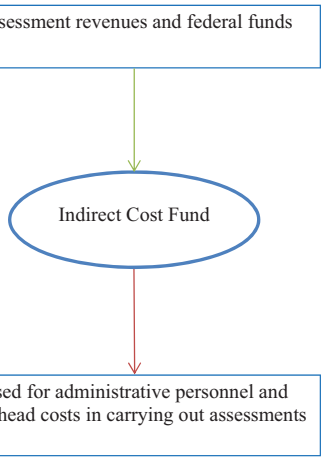

UNEMPLOYMENT INSURANCE BENEFITS FUND
DEPARTMENT OF ECONOMIC SECURITY
7510

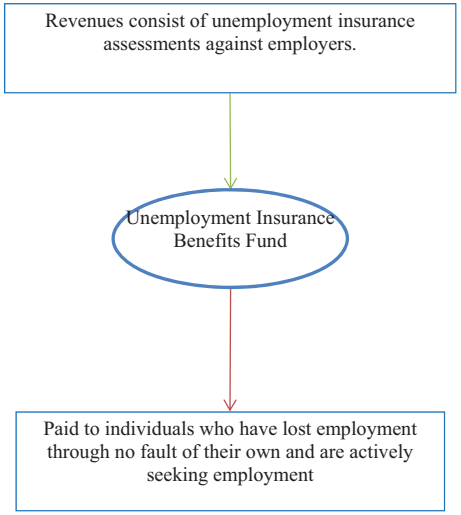

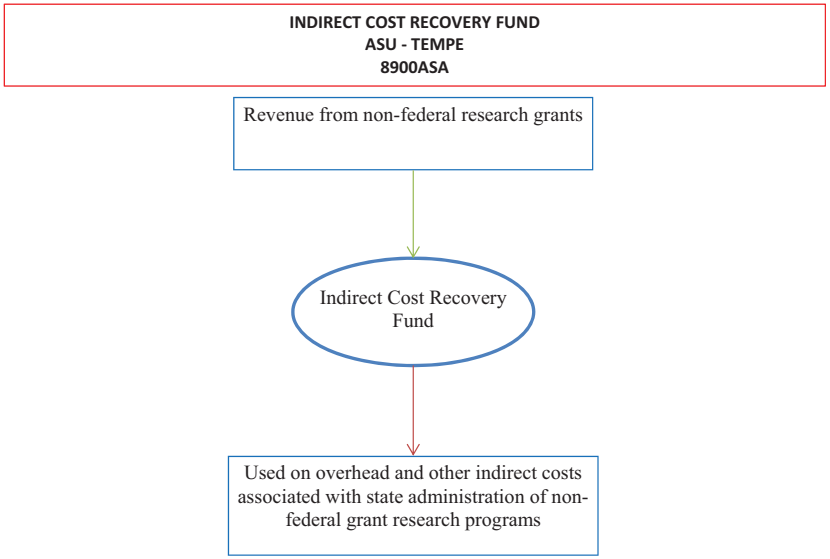
INDIRECT COST RECOVERY FUND
ASU - TEMPE
8900ASA
Revenue from non-federal research grants
Indirect Cost Recovery Fund
Used on overhead and other indirect costs associated with state administration of non-federal grant research programs

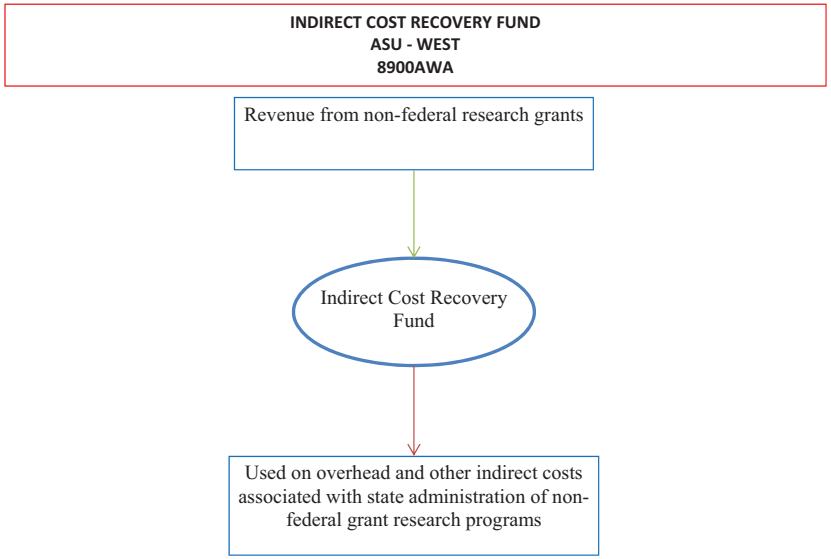
INDIRECT COST RECOVERY FUND
ASU - WEST
8900AWA
Revenue from non-federal research grants
Indirect Cost Recovery Fund
Used on overhead and other indirect costs associated with state administration of non-federal grant research programs

INDIRECT COST RECOVERY FUND
ASU - POLYTECHNIC
8900AXA

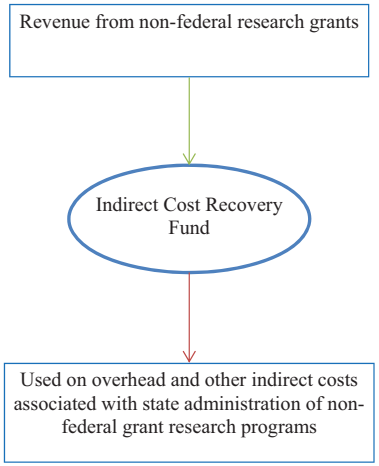

ABOR LOCAL FUND
ARIZONA BOARD OF REGENTS
8900BRA

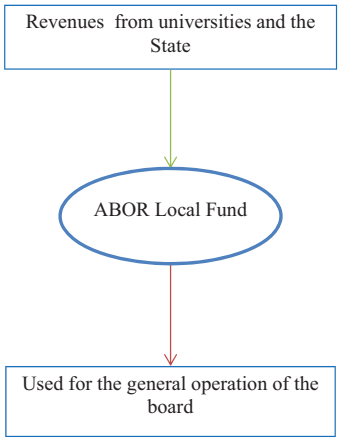

INDIRECT COST RECOVERY FUND
NORTHERN ARIZONA UNIVERSITY
8900NAA

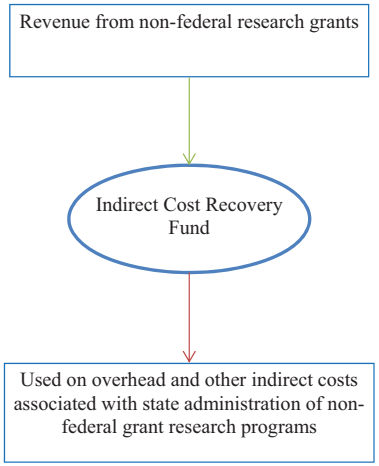

INDIRECT COST RECOVERY FUND
UNIVERSITY OF ARIZONA - MAIN CAMPUS
8900UAA

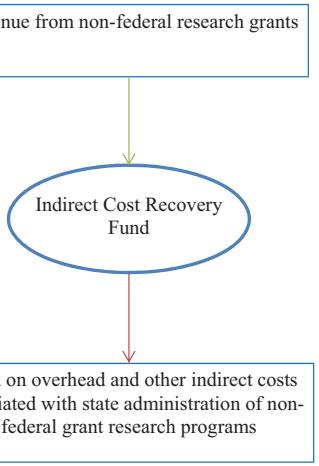

INDIRECT COST RECOVERY FUND
UNIVERSITY OF ARIZONA - HEALTH SCIENCES CENTER
8900UHA

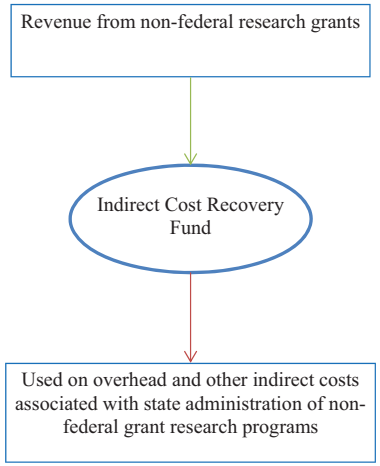

FEDERAL INDIRECT COST RECOVERY FUND
ASU - TEMPE
8902ASA

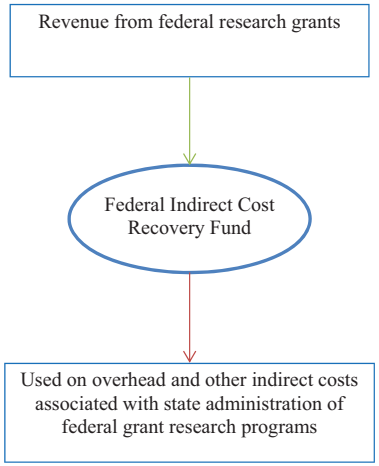

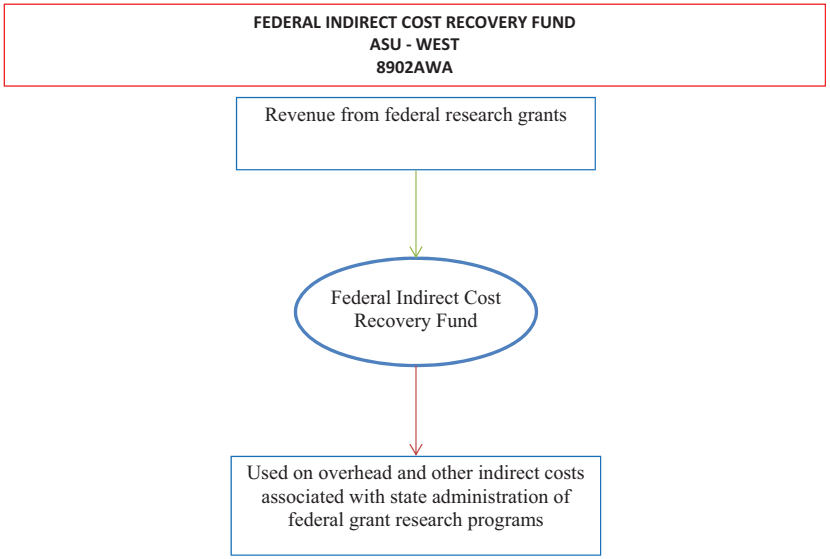
FEDERAL INDIRECT COST RECOVERY FUND
ASU - WEST
8902AWA
Revenue from federal research grants
Federal Indirect Cost Recovery Fund
Used on overhead and other indirect costs associated with state administration of federal grant research programs

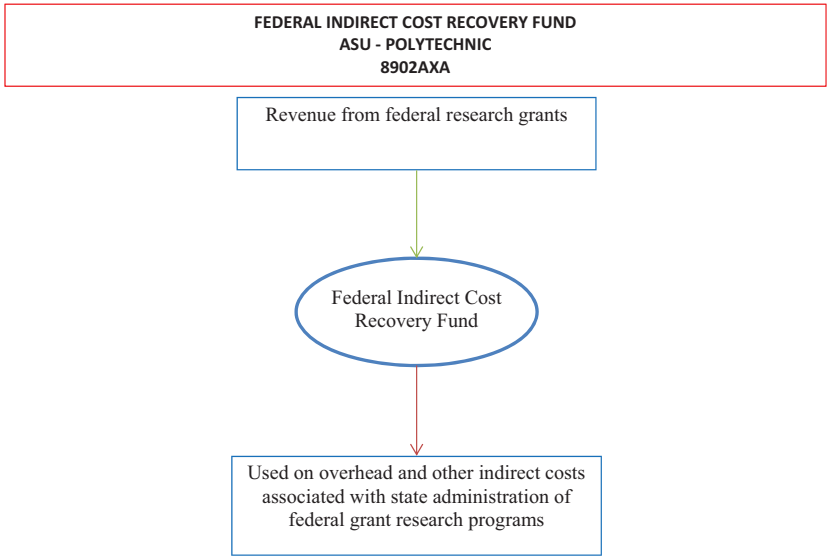
FEDERAL INDIRECT COST RECOVERY FUND
ASU - POLYTECHNIC
8902AXA
Revenue from federal research grants
Federal Indirect Cost Recovery Fund
Used on overhead and other indirect costs associated with state administration of federal grant research programs

FEDERAL INDIRECT COST RECOVERY FUND
NORTHERN ARIZONA UNIVERSITY
8902NAA

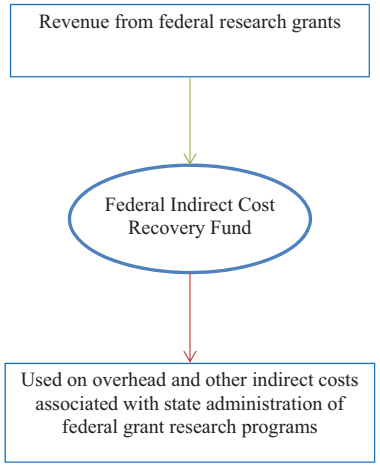

FEDERAL INDIRECT COST RECOVERY FUND
UNIVERSITY OF ARIZONA - MAIN CAMPUS
8902UAA

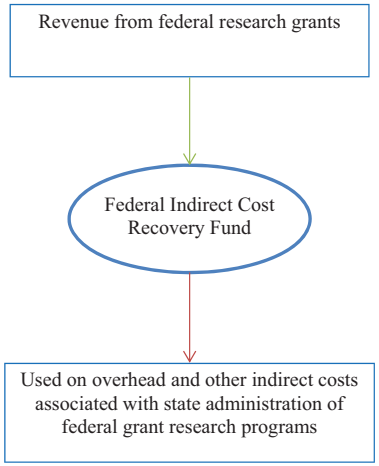

FEDERAL INDIRECT COST RECOVERY FUND
UNIVERSITY OF ARIZONA - HEALTH SCIENCES CENTER
8902UHA

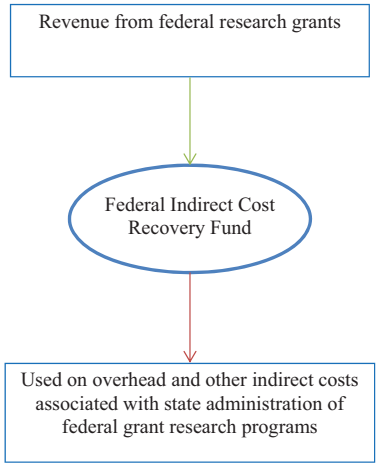

FEDERAL GRANTS FUND
ASU - TEMPE
8903ASA

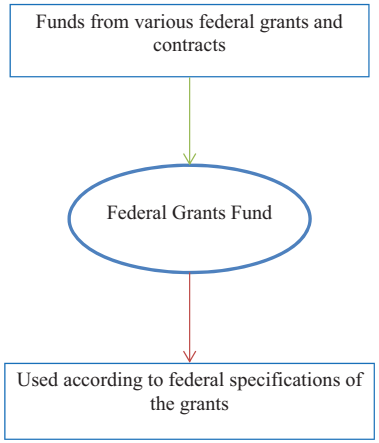

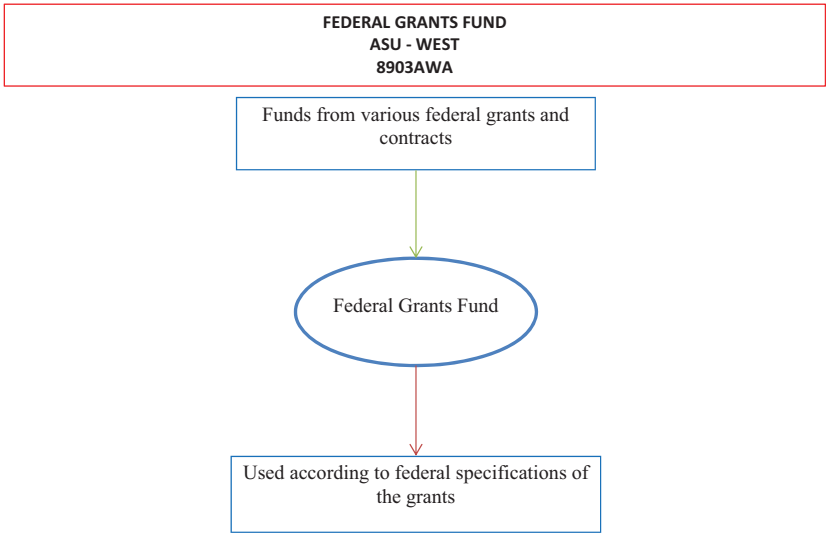
FEDERAL GRANTS FUND
ASU - WEST
8903AWA
Funds from various federal grants and contracts
Federal Grants Fund
Used according to federal specifications of the grants

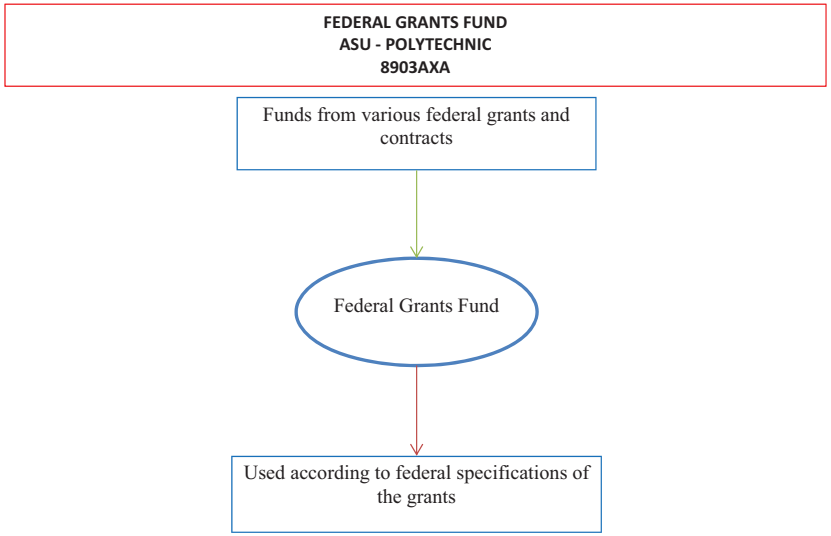
FEDERAL GRANTS FUND
ASU - POLYTECHNIC
8903AXA
Funds from various federal grants and contracts
Federal Grants Fund
Used according to federal specifications of the grants

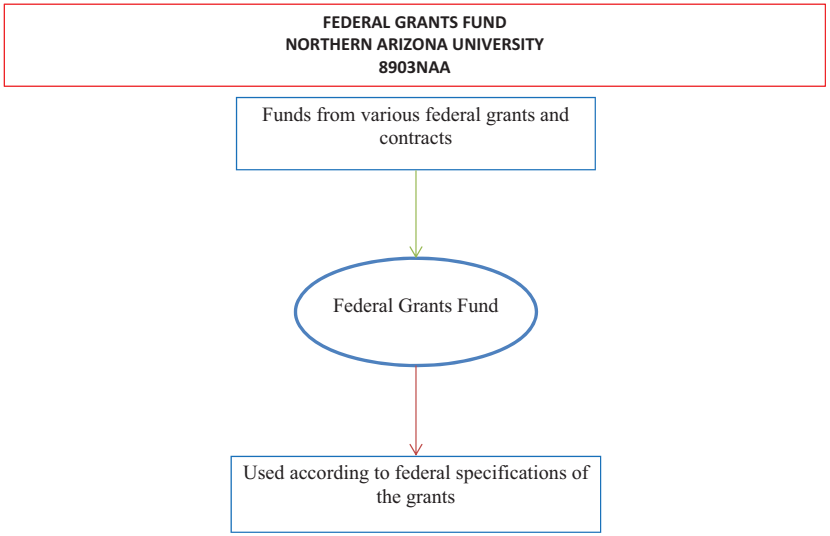
FEDERAL GRANTS FUND
NORTHERN ARIZONA UNIVERSITY
8903NAA
Funds from various federal grants and contracts
Federal Grants Fund
Used according to federal specifications of the grants

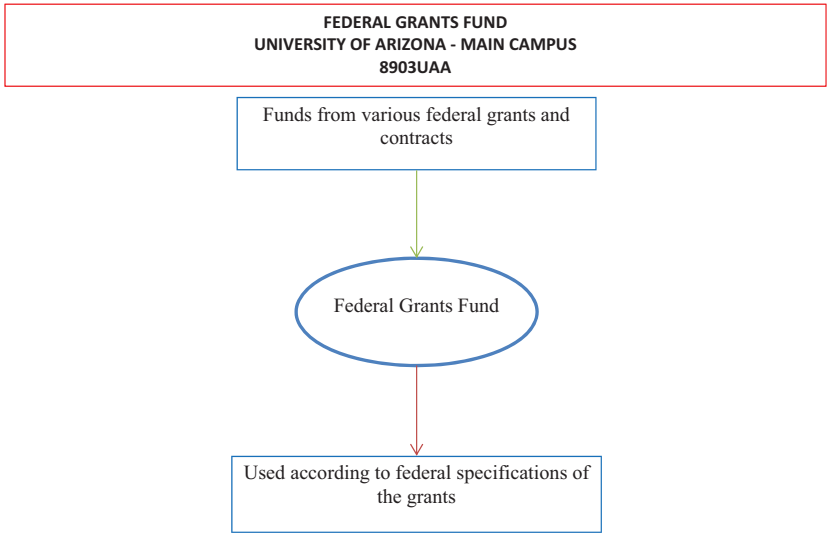
FEDERAL GRANTS FUND
UNIVERSITY OF ARIZONA - MAIN CAMPUS
8903UAA
Funds from various federal grants and contracts
Federal Grants Fund
Used according to federal specifications of the grants

FEDERAL GRANTS FUND
UNIVERSITY OF ARIZONA - HEALTH SCIENCES CENTER
8903UHA

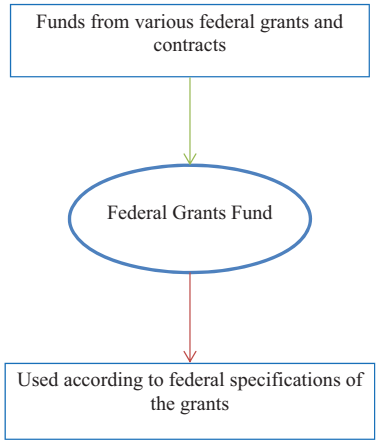

ENDOWMENT AND LIFE INCOME FUND
ASU - TEMPE
8904ASA

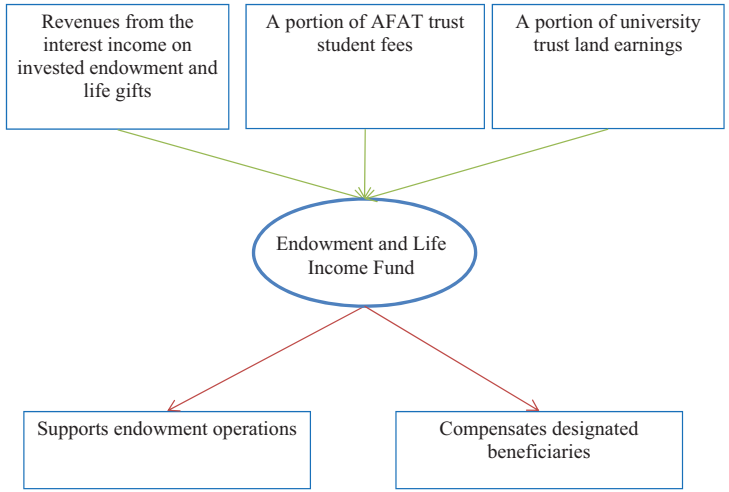

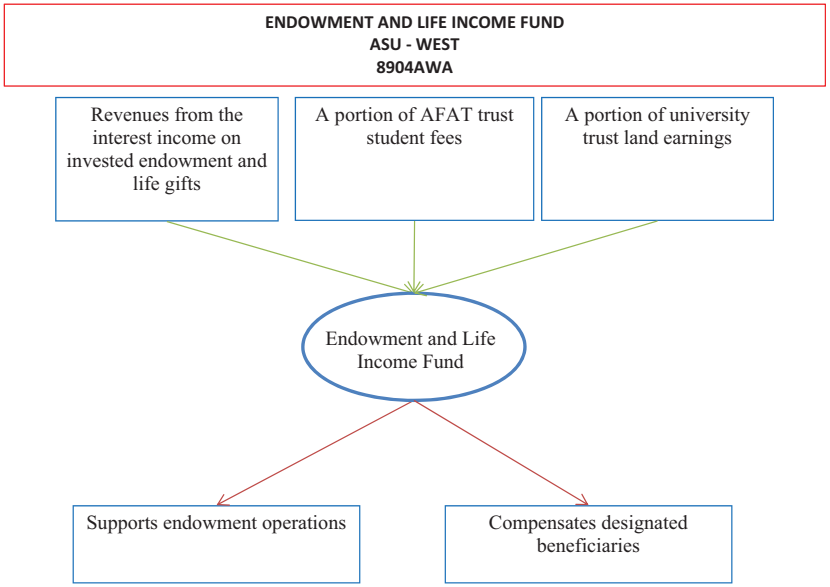
ENDOWMENT AND LIFE INCOME FUND
ASU - WEST
8904AWA
Revenues from the interest income on invested endowment and life gifts
A portion of AFAT trust student fees
A portion of university trust land earnings
Endowment and Life Income Fund
Supports endowment operations
Compensates designated beneficiaries

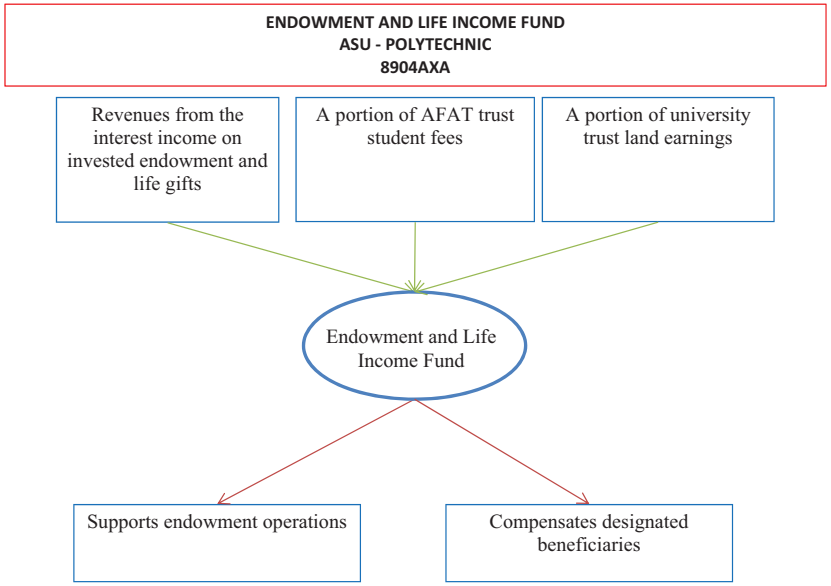
ENDOWMENT AND LIFE INCOME FUND
ASU - POLYTECHNIC
8904AXA
Revenues from the interest income on invested endowment and life gifts
A portion of AFAT trust student fees
A portion of university trust land earnings
Endowment and Life Income Fund
Supports endowment operations
Compensates designated beneficiaries

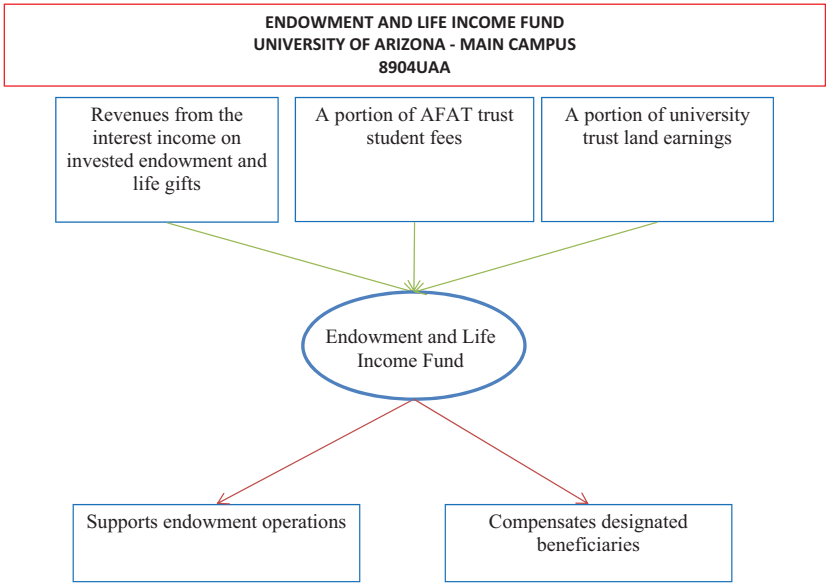
ENDOWMENT AND LIFE INCOME FUND
UNIVERSITY OF ARIZONA - MAIN CAMPUS
8904UAA
Revenues from the interest income on invested endowment and life gifts
A portion of AFAT trust student fees
A portion of university trust land earnings
Endowment and Life Income Fund
Supports endowment operations
Compensates designated beneficiaries

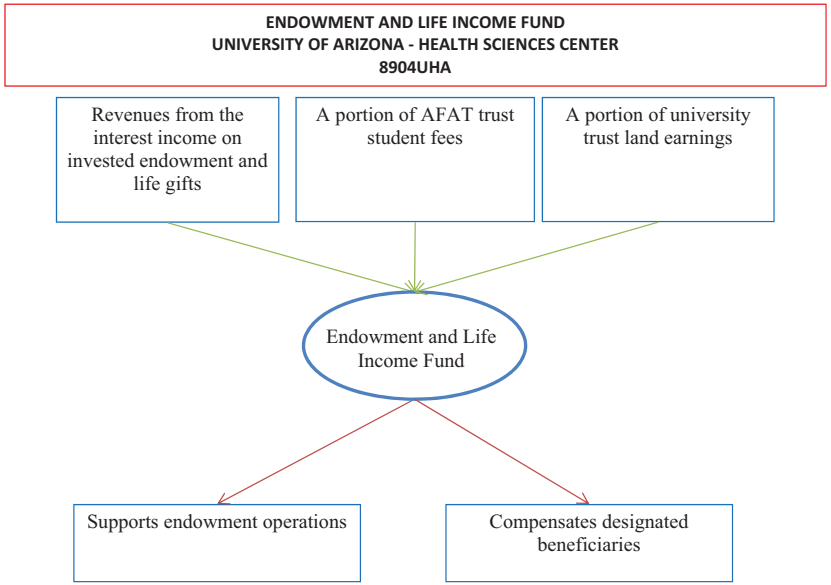
ENDOWMENT AND LIFE INCOME FUND
UNIVERSITY OF ARIZONA - HEALTH SCIENCES CENTER
8904UHA
Revenues from the interest income on invested endowment and life gifts
A portion of AFAT trust student fees
A portion of university trust land earnings
Endowment and Life Income Fund
Supports endowment operations
Compensates designated beneficiaries

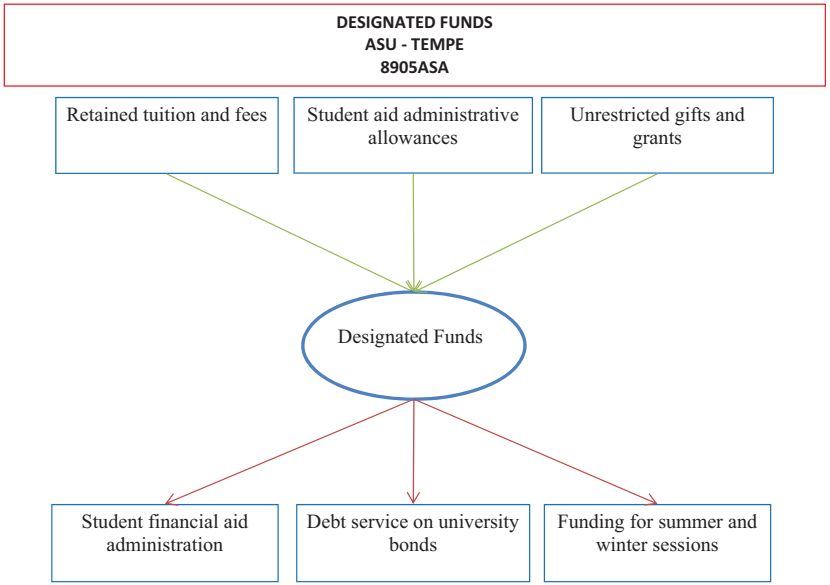
DESIGNATED FUNDS
ASU - TEMPE
8905ASA
Retained tuition and fees
Student aid administrative allowances
Unrestricted gifts and grants
Designated Funds
Student financial aid administration
Debt service on university bonds
Funding for summer and winter sessions

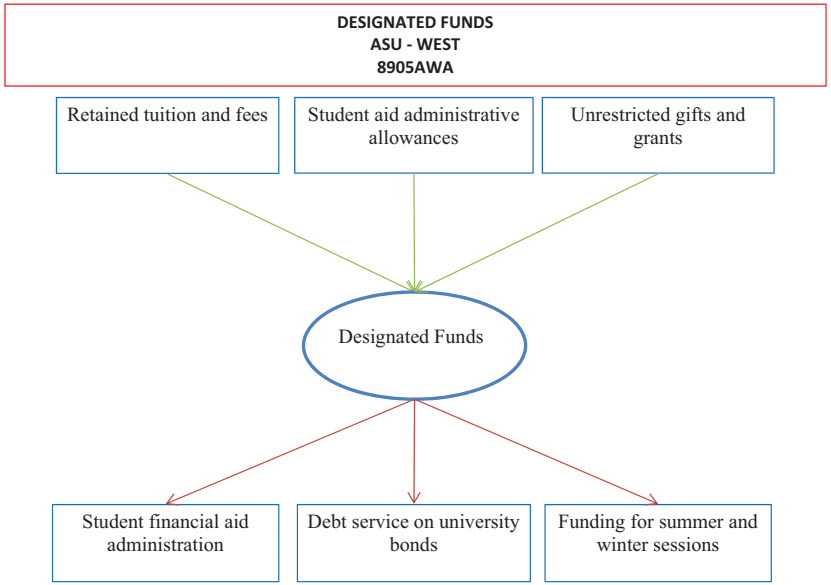
DESIGNATED FUNDS
ASU - WEST
8905AWA
Retained tuition and fees
Student aid administrative allowances
Unrestricted gifts and grants
Designated Funds
Student financial aid administration
Debt service on university bonds
Funding for summer and winter sessions

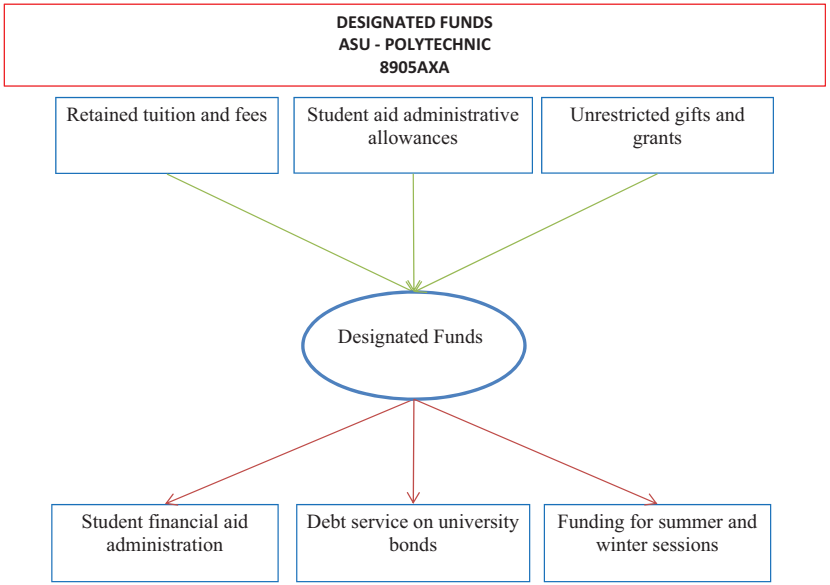
DESIGNATED FUNDS
ASU - POLYTECHNIC
8905AXA
Retained tuition and fees
Student aid administrative allowances
Unrestricted gifts and grants
Designated Funds
Student financial aid administration
Debt service on university bonds
Funding for summer and winter sessions

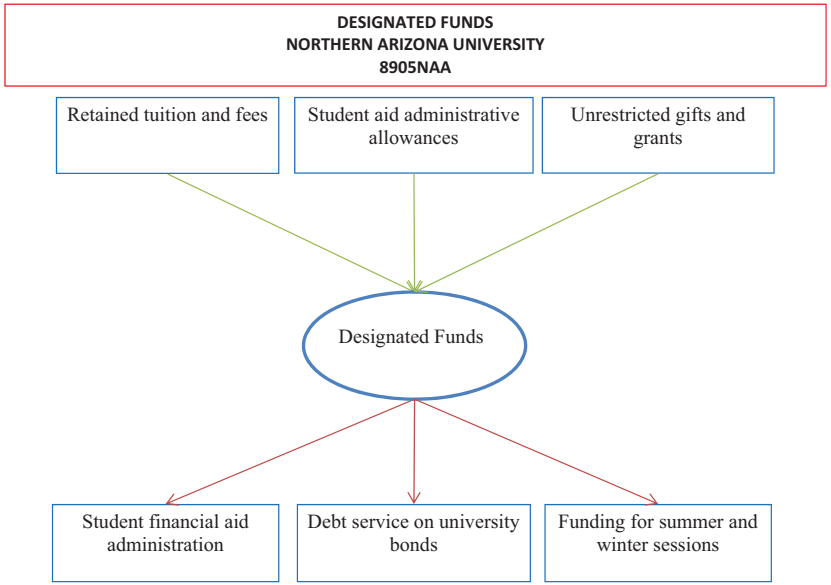
DESIGNATED FUNDS
NORTHERN ARIZONA UNIVERSITY
8905NAA
Retained tuition and fees
Student aid administrative allowances
Unrestricted gifts and grants
Designated Funds
Student financial aid administration
Debt service on university bonds
Funding for summer and winter sessions

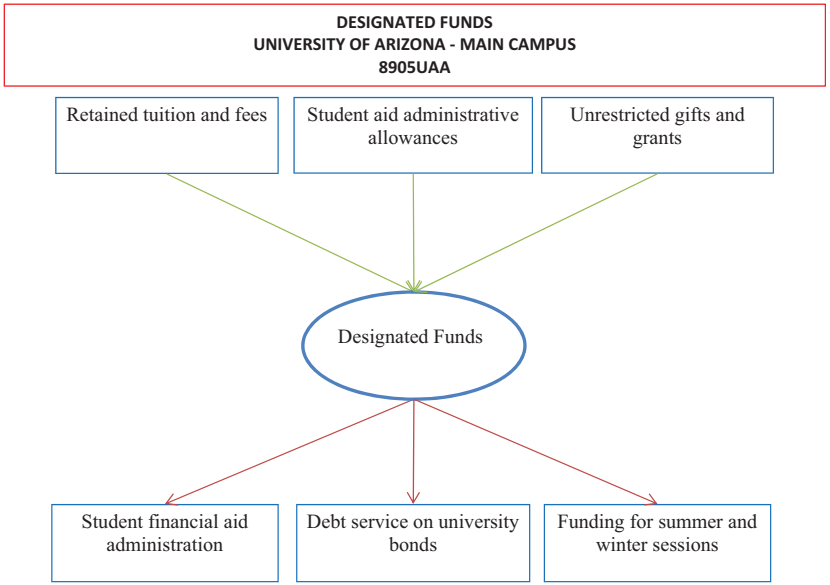
DESIGNATED FUNDS
UNIVERSITY OF ARIZONA - MAIN CAMPUS
8905UAA
Retained tuition and fees
Student aid administrative allowances
Unrestricted gifts and grants
Designated Funds
Student financial aid administration
Debt service on university bonds
Funding for summer and winter sessions

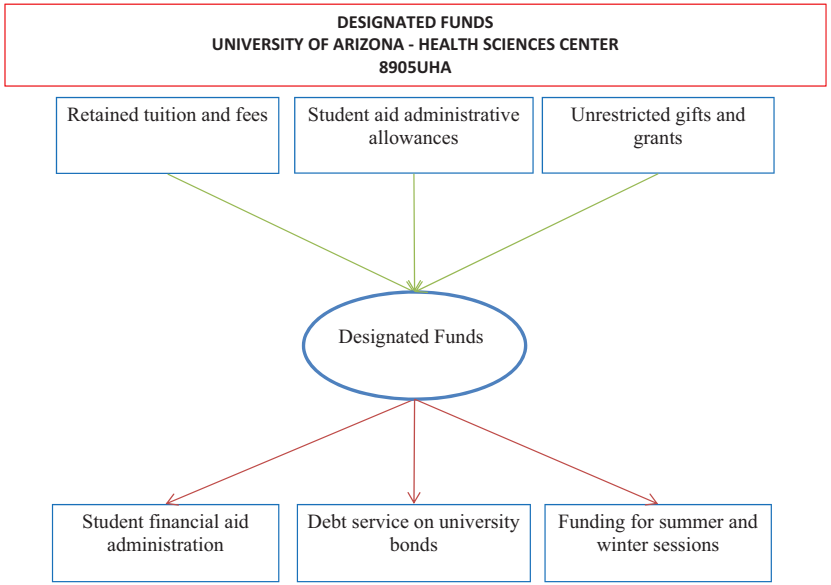
DESIGNATED FUNDS
UNIVERSITY OF ARIZONA - HEALTH SCIENCES CENTER
8905UHA
Retained tuition and fees
Student aid administrative allowances
Unrestricted gifts and grants
Designated Funds
Student financial aid administration
Debt service on university bonds
Funding for summer and winter sessions

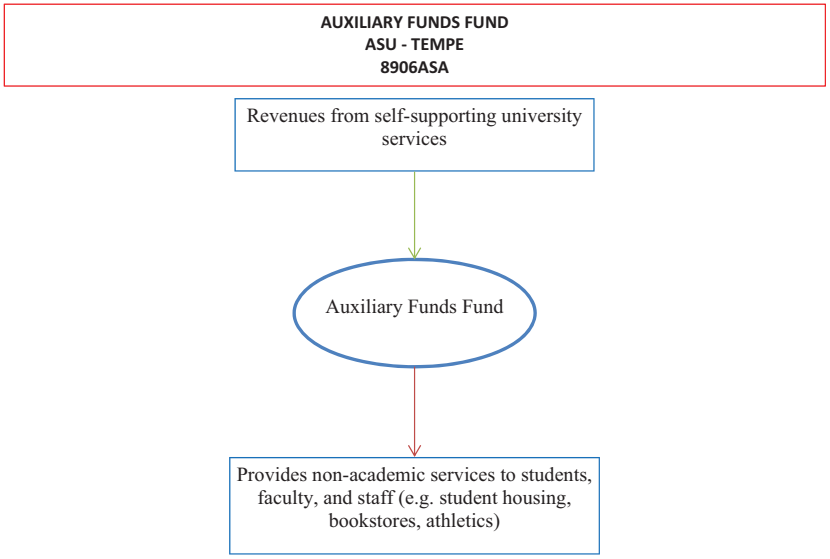
AUXILIARY FUNDS FUND
ASU - TEMPE
8906ASA
Revenues from self-supporting university services
Auxiliary Funds Fund
Provides non-academic services to students, faculty, and staff (e.g. student housing, bookstores, athletics)

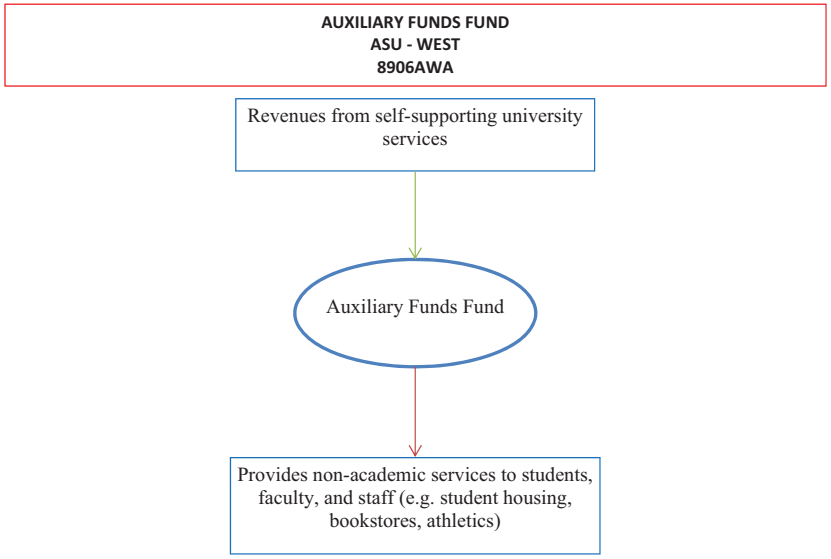
AUXILIARY FUNDS FUND
ASU - WEST
8906AWA
Revenues from self-supporting university services
Auxiliary Funds Fund
Provides non-academic services to students, faculty, and staff (e.g. student housing, bookstores, athletics)

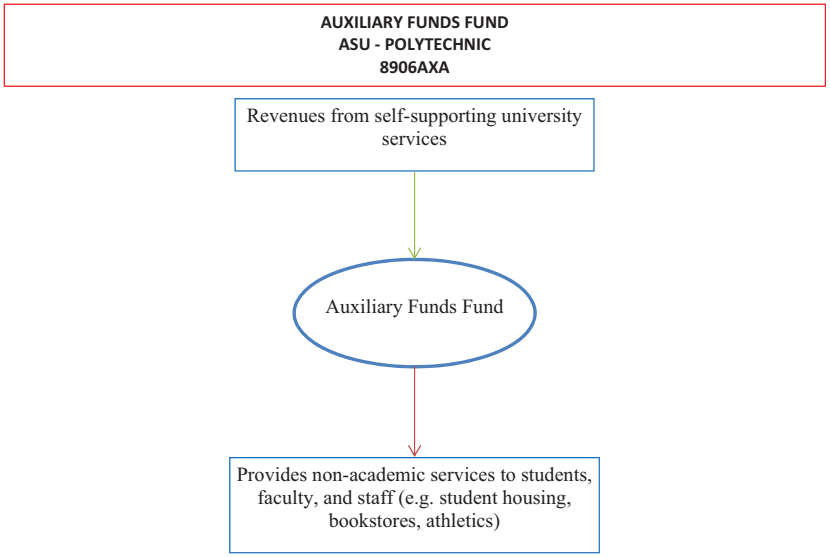
AUXILIARY FUNDS FUND
ASU - POLYTECHNIC
8906AXA
Revenues from self-supporting university services
Auxiliary Funds Fund
Provides non-academic services to students, faculty, and staff (e.g. student housing, bookstores, athletics)

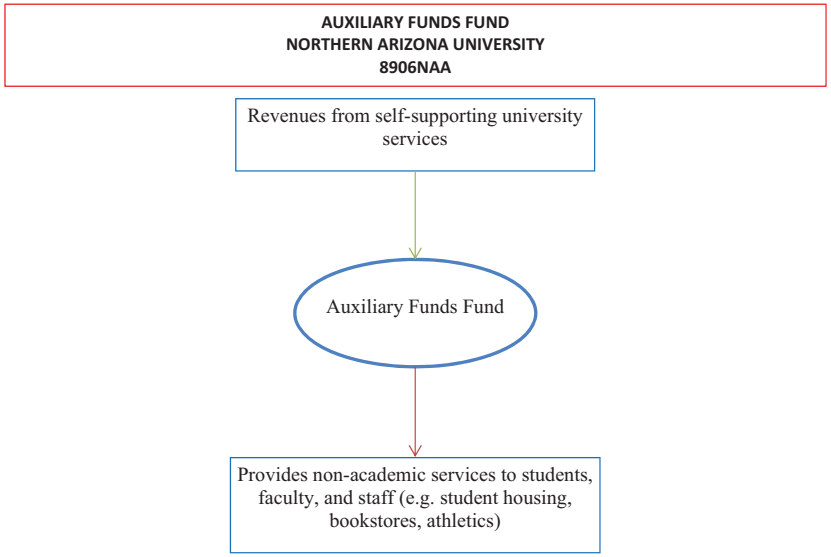
AUXILIARY FUNDS FUND
NORTHERN ARIZONA UNIVERSITY
8906NAA
Revenues from self-supporting university services
Auxiliary Funds Fund
Provides non-academic services to students, faculty, and staff (e.g. student housing, bookstores, athletics)

AUXILIARY FUNDS FUND
UNIVERSITY OF ARIZONA - MAIN CAMPUS
8906UAA

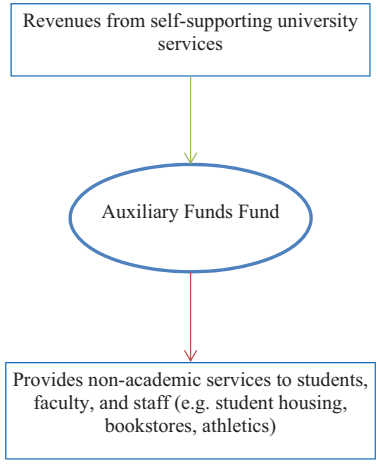

AUXILIARY FUNDS FUND
UNIVERSITY OF ARIZONA - HEALTH SCIENCES CENTER
8906UHA

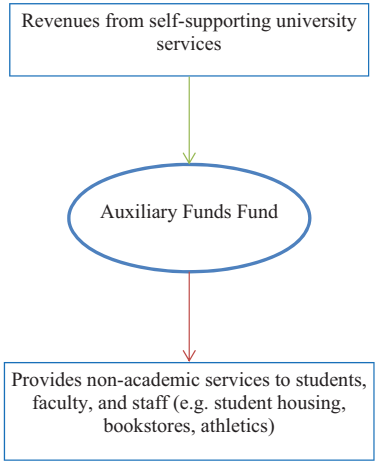

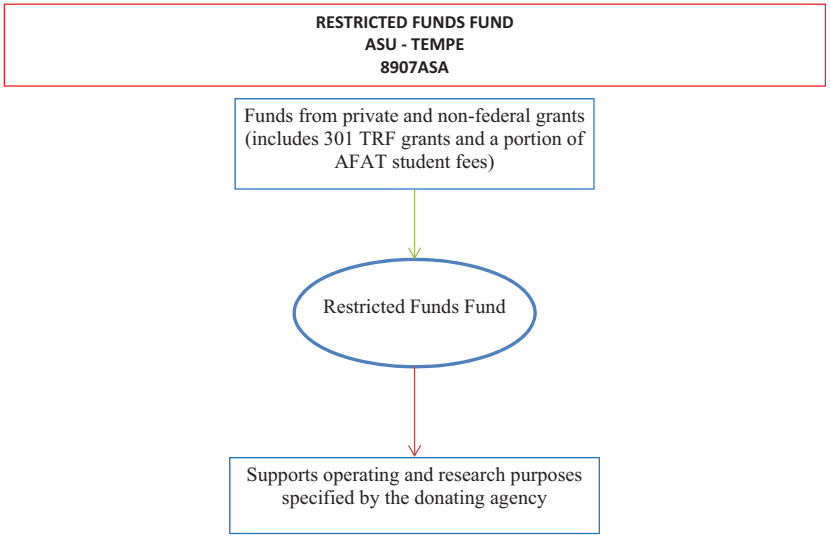
RESTRICTED FUNDS FUND
ASU - TEMPE
8907ASA
Funds from private and non-federal grants (includes 301 TRF grants and a portion of AFAT student fees)
Restricted Funds Fund
Supports operating and research purposes specified by the donating agency

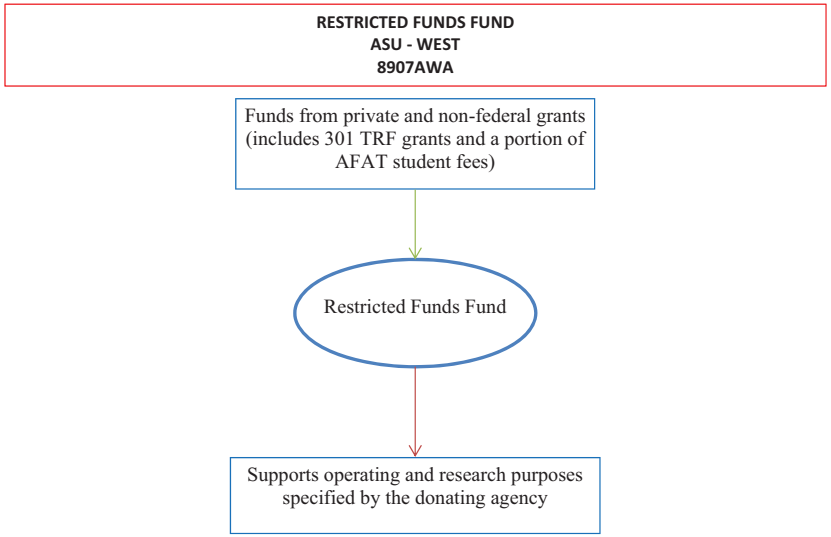
RESTRICTED FUNDS FUND
ASU - WEST
8907AWA
Funds from private and non-federal grants (includes 301 TRF grants and a portion of AFAT student fees)
Restricted Funds Fund
Supports operating and research purposes specified by the donating agency

RESTRICTED FUNDS FUND
ASU - POLYTECHNIC
8907AXA

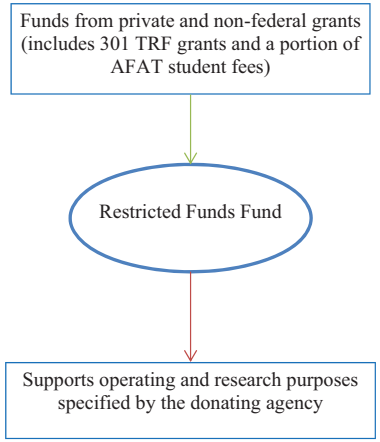

RESTRICTED FUNDS FUND
NORTHERN ARIZONA UNIVERSITY
8907NAA

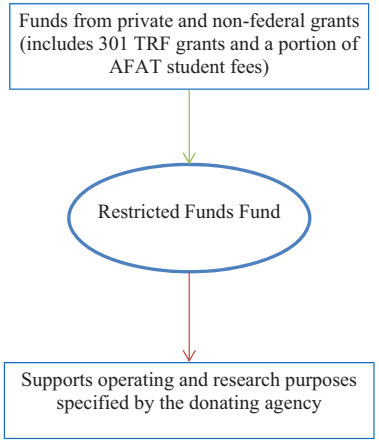

RESTRICTED FUNDS FUND
UNIVERSITY OF ARIZONA - MAIN CAMPUS
8907UAA

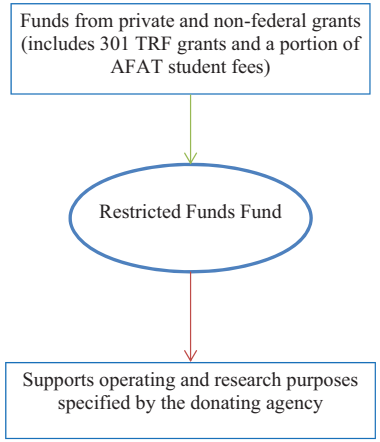

RESTRICTED FUNDS FUND
UNIVERSITY OF ARIZONA - HEALTH SCIENCES CENTER
8907UHA

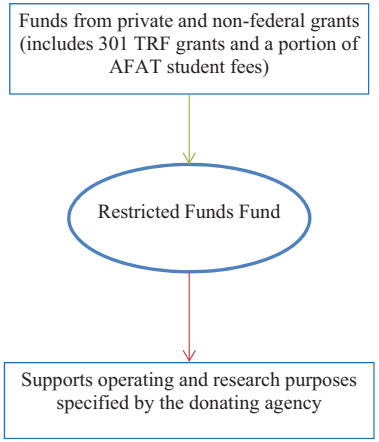

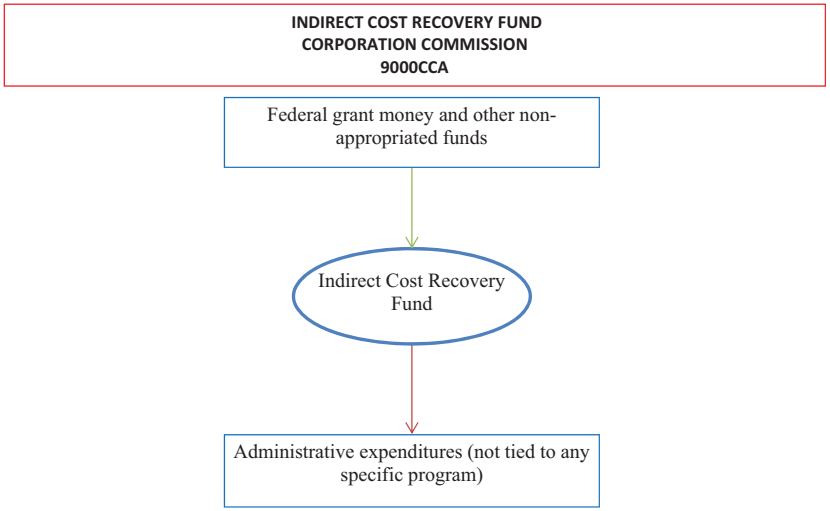
INDIRECT COST RECOVERY FUND
CORPORATION COMMISSION
9000CCA
Federal grant money and other non-appropriated funds
Indirect Cost Recovery Fund
Administrative expenditures (not tied to any specific program)

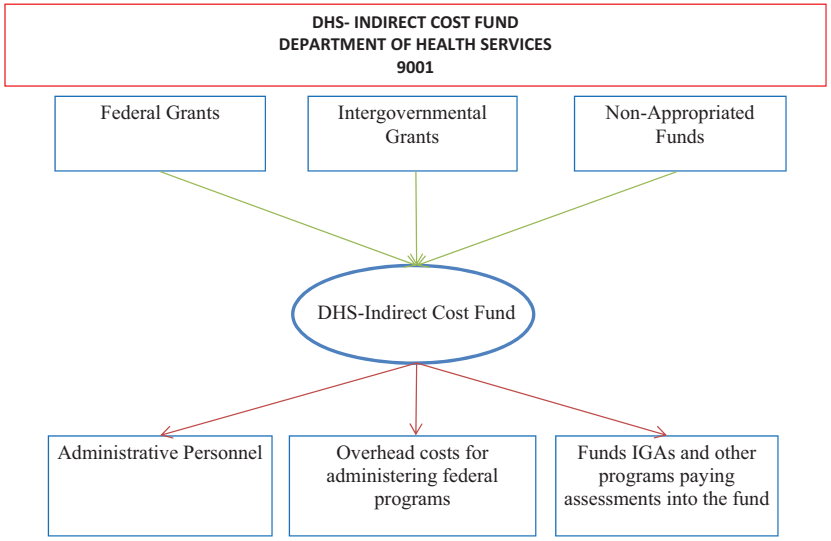
DHS- INDIRECT COST FUND
DEPARTMENT OF HEALTH SERVICES
9001
Federal Grants
Intergovernmental Grants
Non-Appropriated Funds
DHS-Indirect Cost Fund
Administrative Personnel
Overhead costs for administering federal programs
Funds IGAs and other programs paying assessments into the fund

FINANCIAL INSTITUTIONS FUND
STATE DEPARTMENT OF FINANCIAL INSTITUTIONS
9099

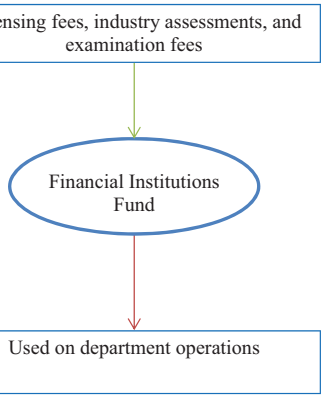

NON-APPROPRIATED RESTRICTED FUNDS FUND
ARIZONA HISTORICAL SOCIETY
9950

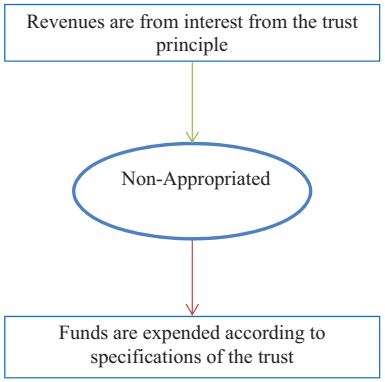

APA - GENERAL FUND
POWER AUTHORITY
9506

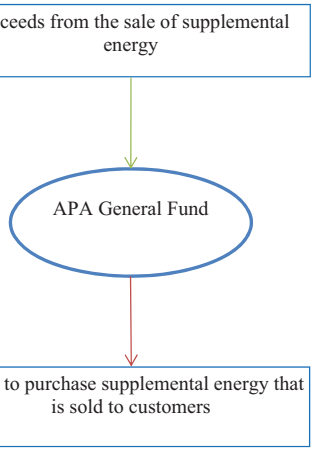

ARIZONA INNOVATION ACCELERATOR FUND
COMMERCE AUTHORITY
9507

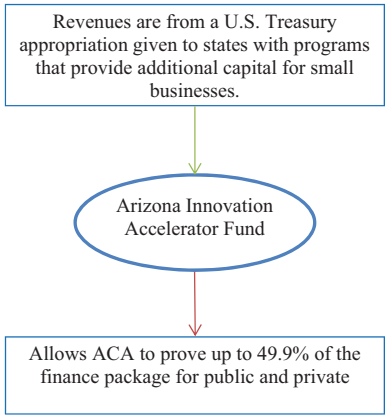

CORPORATION FOR SKILLED WORKFORCE FUND
COMMERCE AUTHORITY
9508



COUNTY FUNDS FUND
ARIZONA HEALTH CARE COST CONTAINMENT SYSTEM
9691

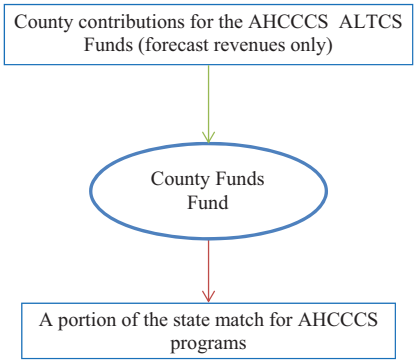

PUBLIC SAFETY PERSONNEL RETIREMENT FUND
STATE TREASURER
9901

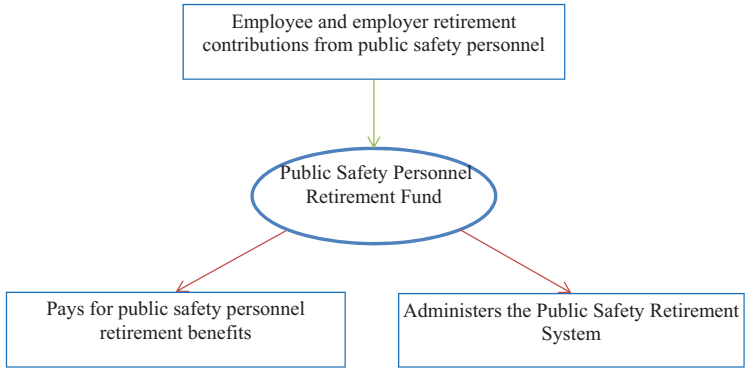

Agencies:
Arizona State Retirement System
State Treasurer

NON-APPROPRIATED PRIVATE OPERATING FUND
ARIZONA HISTORICAL SOCIETY
9947

NON-APPROPRIATED RESTRICTED FUNDS FUND
ARIZONA HISTORICAL SOCIETY
9948

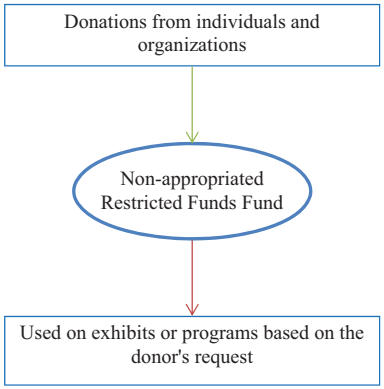

NON-APPROPRIATED PRIVATE GRANTS FUND
ARIZONA HISTORICAL SOCIETY
9949

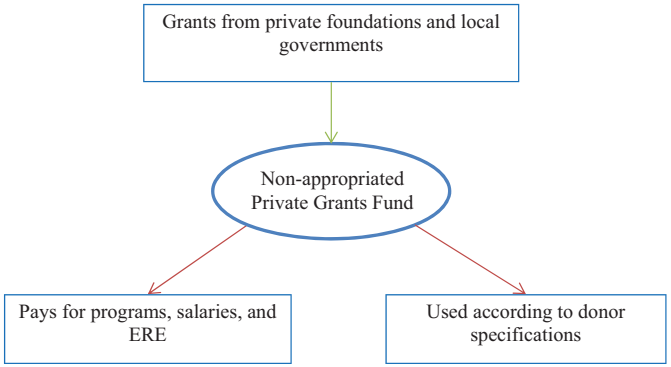

GENERAL FUND COMPARATIVE BALANCE SHEET

FOR THE FISCAL YEAR ENDED JUNE 30, 2021
(in thousands)

	June 30, 2021	June 30, 2020	Increase (Decrease)
ASSETS			
Cash with the State Treasurer	$ 6,664,017	$ 2,782,122	$ 3,881,895
Less: Payments Outstanding	400,489	318,587	81,902
Net Cash with the State Treasurer	6,263,528	2,463,535	3,799,993
Cash not with the State Treasurer	138	143	(5)
Total Cash	6,263,666	2,463,678	3,799,988
Net Receivables	9,908	8,391	1,517
TOTAL ASSETS	$ 6,273,574	$ 2,472,069	$ 3,801,505
LIABILITIES AND FUND BALANCE			
LIABILITIES			
Claims Payable	$ (11,552)	$ 6,850	$ (18,402)
Other Payables	47,734	31,406	16,328
TOTAL LIABILITIES	$ 36,182	$ 38,256	$ (2,074)
FUND BALANCE			
Restricted:			
Budget Stabilization Fund	$ 981,221	$ 972,247	$ 8,974
Reserved For:			
Continuing Appropriations	546,587	566,787	(20,200)
Revolving Funds	138	143	(5)
Unreserved	4,709,446	894,636	3,814,810
TOTAL FUND BALANCE	$ 6,237,392	$ 2,433,813	$ 3,803,579
TOTAL LIABILITIES AND FUND BALANCE	$ 6,273,574	$ 2,472,069	$ 3,801,505

Resources

Governor's Office of Strategic Planning and Budgeting

Website

Executive Budgets for FY 2023 and Previous

Master List of State Government Programs

Constitutional Appropriation Limit Calculation

State Agency Technical Resources

Agency Budget Development Software and Training Resources

Strategic Planning for Continuous Improvement, Arizona's Strategic Planning Handbook

Other Helpful Links

Arizona's Official Website

Governor's Website

State Agencies' Websites

Openbooks, a searchable database of the State Accounting System

Arizona Labor Market Statistics

Arizona Population Statistics

FY 2023 Appropriations Report

Acknowledgement

Governor Hobbs gratefully acknowledges the skilled and dedicated efforts of the staff of the Governor's Office of Strategic Planning and Budgeting.

Director	Sarah Brown
Deputy Directors	Bill Greeney Rebecca Dial
Senior Budget Manager	Will Palmisano
Budget Managers	Zach Harris Kyley Jensen
Budget Analyst III and Economist	Zachary Milne
Federal Grants Manager	Andrea Hightower
Strategic and Performance Data Manager	Denise Stravia
Principle Grants Management Analyst	Rosa Ellis Leslie Lindquist
Senior Grants Management Analyst	Katie Pompay
Senior Budget Analyst I	Cameron Dodd Jonathan Perkins
Budget Analyst III	Caroline Dudas Trey Nilles Blake Tonn
Grants Management Analyst II	Nicholas Capozzi Alec Eulano
Budget Analyst I	Robert Aldous Tyler Hagedoorn Kevin Martins Elizabeth Selby Duncan Spilsbury Sara Boggus
Grants Management Analyst I	Rachel Culp Leah Russell Damian Gudino Abdulkadir Abdi
IT Systems Analyst	Tao Jin
Grants and Performance Data Manager	Josh Connolly
Analyst and Executive Assistant	Remy Gaudin